

The cover features a collage of Cleveland Browns players in action. In the foreground, a player in a black jersey with number 70 is on the left, and a player in an orange jersey with number 81 is on the right. In the background, a player in a white jersey with number 88 is running with the ball. The background is split vertically into orange and dark brown sections.

CLEVELAND
BROWNS

Media Guide

★  2003 ★

CLEVELAND BROWNS 2003 PRESEASON SCHEDULE

DATE	OPPONENT	SITE	NETWORK	KICKOFF
Sat., Aug. 9	@ Tennessee Titans	Nashville, Tenn.	WKYC	8:00 p.m.
Fri., Aug. 15	GREEN BAY PACKERS	Cleveland, Ohio	CBS	8:00 p.m.
Sat., Aug. 23	@ Detroit Lions	Detroit, Mich.	WKYC	7:30 p.m.
Thurs., Aug. 28	ATLANTA FALCONS	Cleveland, Ohio	WKYC	8:00 p.m.

CLEVELAND BROWNS 2003 REGULAR SEASON SCHEDULE

DATE	OPPONENT	SITE	NETWORK	KICKOFF
Sun., Sept. 7	INDIANAPOLIS COLTS	Cleveland, Ohio	CBS	1:00 p.m.
Sun., Sept. 14	@ Baltimore Ravens	Baltimore, Md.	CBS	1:00 p.m.
Sun., Sept. 21	@ San Francisco 49ers	San Francisco, Calif.	CBS	4:15 p.m.
Sun., Sept. 28	CINCINNATI BENGALS	Cleveland, Ohio	CBS	1:00 p.m.
Sun., Oct. 5	@ Pittsburgh Steelers	Pittsburgh, Pa.	ESPN	8:30 p.m.
Sun., Oct. 12	OAKLAND RAIDERS	Cleveland, Ohio	CBS	1:00 p.m.
Sun., Oct. 19	SAN DIEGO CHARGERS	Cleveland, Ohio	CBS	1:00 p.m.
Sun., Oct. 26	@ New England Patriots	Foxboro, Mass.	CBS	1:00 p.m.
Sun., Nov. 2	Bye			
Sun., Nov. 9	@ Kansas City Chiefs	Kansas City, Mo.	CBS	1:00 p.m.
Sun., Nov. 16	ARIZONA CARDINALS	Cleveland, Ohio	FOX	1:00 p.m.
Sun., Nov. 23	PITTSBURGH STEELERS	Cleveland, Ohio	CBS	1:00 p.m.
Sun., Nov. 30	@ Seattle Seahawks	Seattle, Wash.	CBS	4:15 p.m.
Mon., Dec. 8	ST. LOUIS RAMS	Cleveland, Ohio	ABC	9:00 p.m.
Sun., Dec. 14	@ Denver Broncos	Denver, Colo.	CBS	4:05 p.m.
Sun., Dec. 21	BALTIMORE RAVENS	Cleveland, Ohio	CBS	1:00 p.m.
Sun., Dec. 28	@ Cincinnati Bengals	Cincinnati, Ohio	CBS	1:00 p.m.

*All times are Eastern. All home games are in bold. All games are broadcast on WMMS Radio (100.7 FM). Select games are simulcast on WTAM Radio (1100 AM).

TEAM INFORMATION

Cleveland Browns Training and Administrative Complex
76 Lou Groza Boulevard
Berea, Ohio 44017
(440) 891-5000

Cleveland Browns Stadium
1085 West 3rd Street
Cleveland, Ohio 44114
(440) 891-5001

Cleveland Browns Ticket Office
1085 West 3rd Street
Cleveland, Ohio 44114
(440) 891-5050
(888) 891-1999 (toll free)

Brownstown-Team Shop
(440) 824-3427
(877) 746-8326 (toll free)

The Grille at Cleveland Browns Stadium
(440) 824-3436

Cleveland Browns Stadium Tours
(440) 824-3361

**CLEVELAND
BROWNS
.COM**

Organization

Cleveland Browns Staff Directory.....	4
Randolph D. Lerner	8
Carmen A. Policy	9
Butch Davis.....	10
Senior Management	13
Coaching Staff	18
Player Personnel	34
College Scouts.....	36
Football Support Staff.....	38
Management	42
Staff.....	43
Cleveland Browns Hero Fund.....	49
Cleveland Browns Foundation	50
Browns in the Community	52
Browns Backers Worldwide	54

Players

Veterans	56
2003 Draft Choices	208
Rookie Free Agents.....	218
Alphabetical Roster	231
Numerical Roster	233
2003 Transactions	235

2002 Review

Final NFL Standings, Results & Usual Starting Lineups.....	238
Final Statistics	240
Participation Chart	242
Starting Lineups & Offensive Statistics, Defensive Statistics.....	243
2002 Team Superlatives.....	244
2002 Individual Game Superlatives.....	245
Week-By-Week Summaries	246

History

Team History.....	284
Hall of Fame.....	288
All-League Selections	304
Pro Bowl Selections.....	305
Cleveland Browns Award Winners (Since 1999).....	306
All-Time Roster	307
Jersey Numbers.....	315
Head Coaches' Records.....	327
Assistant Coaches (1946-95, 1999-2002).....	327

CLEVELAND BROWNS 2003 MEDIA GUIDE CREDITS

Editor: Todd Stewart

Associate Editors: Ken Mather, Krystal Welch

Assistant Editors: Nathan Boudreaux, Amy Gretsinger

Assistance: Dino Lucarelli, Amy Palcic, Zac Jackson, Kevin Mahoney

Layout and Printing: Herald Printing

Overall Design Concept: National Communications Group

Cover Photography: John H. Reid III

Photography: John H. Reid III, Tony Tomsic, Mort Tucker Photography, Cleveland Browns Photography Archives, Dave Boss/NFL Photos, Phil Masturzo/Akron Beacon Journal

Draft Choices	329
Draft Choices by College (Updated Thru 2003).....	341
Free Agency (1993-95, 1999-2003)	342
“Plan B” Free Agents (1989-92)	343
Trade History (1999-2003)	344
Browns vs. NFL Teams	346
Ranking by Yards (Since 1971)	354
Browns in Overtime	355
Shutouts	357
Browns on Primetime	358

Year-by-Year

Preseason Results	360
Regular Season Results.....	363
Year-By-Year Results	364
Results (1946-2002)	415
Playoff Results	416
All-Time Attendance	17

Records

Career Top 10.....	420
Top 10 Seasons	422
Top 10 Game Performances	423
Longest Plays	425
Individual Records	427
Team Records.....	442
Team Playoff Records	454
Individual Career Playoff Records	459
Individual Single-Game Playoff Records	462
Rookie Records.....	468
Opponents’ Single-Game Records	472
Seasonal Leaders.....	475
100-Yard Receiving Games, 100-Yard Rushing Games, 300-Yard Passing Games	484
100-Yard Rushing Games	485
300-Yard Passing Games.....	489
100-Yard Receiving Games	491
The Last Time	495


Extra Points

Cleveland Browns Stadium.....	498
Training and Administrative Complex	501
Dino Lucarelli Media Center	502
Cleveland Browns Legends.....	503
Cleveland Browns Website	504
Cleveland Browns Local Television	505
Cleveland Browns Radio Network	506
Cleveland Browns Scheduling Formula.....	508
2003 NFL Preseason Schedule	509
2003 Preseason Team-by-Team Matchups by Division	511
2003 NFL Schedule	512
2003 AFC Team Schedules	519
2003 NFC Team Schedules	522
2003 NFL Regular Season National TV Games.....	525
2003-2004 NFL Primetime & Postseason Schedule	527
2003-2004 NFL Calendar	528
Cleveland Browns Media Guidelines	530

ALFRED LERNER

1933-2002

NEVER FORGOTTEN. ALWAYS WITH US.



Ownership & Executive Management

Randolph D. Lerner	Owner
Carmen A. Policy	President & Chief Executive Officer

Senior Management

Butch Davis	Head Coach
Kofi Bonner	Executive Vice President, Business Operations & Chief Administrative Officer
Douglas C. Jacobs	Executive Vice President, Finance
Lewis C. Merletti	Executive Vice President, Stadium & Security
Pete Garcia	Vice President, Player Personnel & Football Development
Bill Hampton Jr.	Vice President, Operations
Lal Heneghan	Vice President, Football Operations & General Counsel
Bruce Popko	Vice President, Marketing & Development

Coaching Staff

Bruce Arians	Offensive Coordinator
Dave Campo	Defensive Coordinator
Jerry Rosburg	Special Teams Coordinator
Phillip Banko	Defensive Assistant
Todd Bowles	Defensive Nickel Package
Steve Hagen	Tight Ends Coach
Todd McNair	Running Backs Coach
Buddy Morris	Head Strength & Conditioning Coach
Chuck Pagano	Defensive Backs Coach
Andre Patterson	Defensive Line Coach
Clancy Pendergast	Linebackers Coach
Rob Phillips	Assistant Strength & Conditioning Coach
Terry Robiskie	Wide Receivers Coach
Carl Smith	Quarterbacks Coach
Mike Sullivan	Offensive Assistant
Larry Zierlein	Offensive Line Coach

Player Personnel

Jeremy Green	Director, Pro Personnel
Phil Neri	Director, College Personnel
Steve Sabo	Coordinator, Pro Personnel
Charles "Yogi" Jones	Player Personnel Assistant

College Scouts

Ken Moll	Regional Scout
Kevin Kelly	College Area Scout
Doug Kretz	College Area Scout
Russ Lande	College Area Scout - Blesto
Robert Morris	College Area Scout
George Streeter	College Area Scout

Football Support Staff

Jerry Butler	Director, Player Programs
Mike Colello	Head Athletic Trainer
Patrick Dolan	Video Director
Trip MacCracken	Salary Cap Coordinator
Robert A. Monica	Head Equipment Manager
Anthony Miniaci, M.D., F.R.C.S.C.	Head Team Physician, Cleveland Clinic Sports Health

John A. Bergfeld, M.D.
Robert Dimeff, M.D.

Team Physician, Cleveland Clinic Sports Health
Team Physician, Cleveland Clinic Sports Health

Management

Todd Stewart	Executive Director, Communications/Media Relations
Meredith Camp	Director, Events & Special Projects
Mitch Doremus	Director, Scoreboard Operations
Diane Downing	Director, Stadium Operations
Gordon Foust	Director, Information Technology
Renee Harvey	Director, Community Relations & Assistant Director, Cleveland Browns Foundation
Ken Louard	Director, Business Operations
Carl Meyer	Director, Security Operations
Brett Reynolds	Director, Marketing & Sales
Joe Ricciuti	Director, Premium Seating
Laurie Rice	Controller
John Schulze	Director, Ticket Operations
Jackie Skalba	Director, Human Resources
Judge George White	Director, Cleveland Browns Foundation

Staff

Michael Akers	Equipment Assistant
Keith Anderson	Video Assistant
Todd Argust	Manager, Stadium Operations
Karla Arsena	Coordinator, Marketing Communications & Youth Programs
Bill Baron	Manager, Custodial Services
Ross Benjamin	Manager, Stadium Security
Melvin Blake	Coordinator, Customer Relations
Nathan Boudreaux	Coordinator, Publicity/Media Relations
Sam Brown	Security Officer
Cheryl Cannon	Administrative Assistant to the Coaching Staff
Joseph Cassese	Equipment Assistant
Monica Cianchetti	Executive Assistant to the Vice President, Football Operations & General Counsel
Joe Cockburn	Security Officer
Veronica DeLorenzo	Assistant, Premium Seating
Anthony Dick	Assistant Groundskeeper
Linda Dienes	Receptionist, Training Facility
Faye Donovan	Executive Assistant to the President & Chief Executive Officer
Brittany Dykeman	Coordinator, Premium Seating
Eric Eucher	Assistant Groundskeeper
Jason Farrell	Security Officer
Amy Gretsinger	Manager, New Media
Stella Harhay	Executive Assistant, Pro Personnel
Brandon Hipp	Facilities Coordinator
Greg Hipp	Manager, Training Facility
Renia Hobbs	Coordinator, Customer Relations
Pamela Holt-Higley	Executive Assistant to the Head Coach
Carla Hostettler	Coordinator, Stadium Operations
Jamir Howerton	Manager, New Media
Zac Jackson	Editor/Writer, ClevelandBrowns.com
Monee Kidd	Manager, Cleveland Browns Foundation
Ted Kozak	Pro Scouting Administrator
Chris Kurman	Assistant Equipment Manager

Marty Lauzon	Assistant Athletic Trainer
David Lee	Coordinator, Customer Relations
Rich Long	College Scouting Administrator
Dino Lucarelli	Manager, Alumni Relations
Brian Magat	Assistant Athletic Trainer
Sue Majewski	Payroll Administrator
Bob Markowitz	Operations Coordinator
Ken Mather	Manager, Publicity/Media Relations
Kathy Mathis	Security Specialist
Marcia Maus	Executive Assistant to the Director of Ticket Operations
Carol Meier	Receptionist, Training Facility
Karen Meier	Coordinator, Customer Relations
Jolene Miller	Coordinator, Accounts Payable
Michael Mirwald	Manager, Stadium Facilities
Stacy Monahan	Executive Assistant to the Executive Vice President, Finance
Angel "Moe" Morales	Manager, Team Security
Erica Muhleman	Manager, Marketing Services
Michelle Musarra	Coordinator, Human Resources
Jennifer Nawalaniec	Assistant, Business Operations
Lorne Novick	Finance & Legal Associate
Rick Orrico	Manager, Stadium Operations
Amy Palcic	Coordinator, Publicity/Media Relations
Geri Pastor	Administrative Assistant to Alumni Relations
Mary Beth Pate	Coordinator, Events & Special Projects
Neal Pate	Assistant Head Groundskeeper
Jeff Patton	Network Administrator
Mike Patton	Senior Manager, Customer Relations
Eric Penix	Multimedia Coordinator
Chris Powell	Head Groundskeeper
Erika Ralph	Executive Assistant to the Executive Vice President, Business Operations & Chief Administrative Officer
Julie Ann Reeder	Events Manager
John H. Reid III	Team Photographer
Joe N. Ricciuti	Assistant Groundskeeper
Jad Richa	Coordinator, Business & Operations
Brendan Rowe	Operations Manager
Ken Rundle	Manager, Training Facility Security
Jeannie Sgro	Manager, Ticket Operations
Catherine Slezak	Executive Assistant to the Vice President, Operations
Molly Smith	Coordinator, Browns Backers
Scott Springer	Assistant Groundskeeper
Matt Srodek	Utilities Coordinator
Terry Steirer	Assistant Controller
Emily Stine	Coordinator, Cleveland Browns Foundation
Jennifer Stucker	Senior Manager, Marketing Services
Chetan Tanna	Senior Manager, Information Technology
Mark Thewes	Manager, Marketing Services
John Tironi	Manager, Ticket Operations
Joe VanDetta	Video Assistant
Zak Vranesevic	Mailroom Coordinator
Jeff Wallo	Assistant Video Director
John Watt	Assistant Groundskeeper
Krystal Welch	Manager, New Media
Jenner Wise-Tekancic	Coordinator, Community Relations
Andrea Wymer	Executive Assistant, Marketing





RANDOLPH D. LERNER

OWNER

Randolph D. Lerner, Esq., 40, is owner of the Cleveland Browns. He assumed the role of his late father, Alfred Lerner, who passed away on October 23, 2002 after serving as owner of the club since being awarded the franchise on October 23, 1998.

Lerner is also chairman of the MBNA Corporation Board of Directors and has more than 20 years of experience in the investment field. Lerner has been a director of MBNA and its principal subsidiary, MBNA America Bank, since April 1993 and serves as chairman of MBNA's Finance and Loan Committee. He serves as chairman of the board of trustees of the New York Academy of Art and as a member of the board of trustees of the Hospital for Special Surgery in New York City.

A graduate of Columbia University's Columbia College and School of Law, Lerner is a member of the New York State and the District of Columbia Bars. He began his career at Bear Stearns. He and his wife, Lara, have three children.



Randy Lerner (left) with his late father, Alfred Lerner (right).



CARMEN A. POLICY

PRESIDENT & CHIEF EXECUTIVE OFFICER

Carmen A. Policy is president & chief executive officer of the Cleveland Browns. He and Owner Randy Lerner oversee every aspect of the organization. The Browns have increased their victory total each of the last four seasons and reached the playoffs last season for the first time since 1994.

Policy earned a reputation as one of the preeminent executives in professional sport during eight years as president and chief executive officer of the San Francisco 49ers. Both *The Sporting News* and *Pro Football Weekly* named him NFL Executive of the Year in 1994, the latter award having been determined by a vote of NFL owners and executives. *The Sporting News* and *GQ Magazine* have also named him as one of the most influential people in professional sports.

Known for his swift, decisive style, rapid grasp of complex issues and adept problem solving abilities, Policy played a role in all five of the 49ers' Super Bowl winning teams and helped shape the course for a 49ers organization that became widely viewed as the hallmark sports franchise of the 1980s and '90s.

While practicing law in Northeastern Ohio, Policy served the 49ers front office in 1983 as vice president and general counsel. Upon becoming executive vice president in 1989, he took on added responsibility for the team's front-office activities and represented the 49ers on league matters. He became president and chief executive officer in 1991, at which time he moved to the San Francisco Bay area.

One of Policy's biggest challenges came during and immediately after the 1993 season, when he was given a mandate to build and maintain a championship team. Creatively applying the NFL's new salary cap rules, he helped retain key veterans and signed top-quality free agents and draft picks to create a team that responded by winning Super Bowl XXIX (1994 season). The 49ers remained Super Bowl contenders for the four years following Super Bowl XXIX.

Policy is currently a member of the NFL Business Ventures Committee (which deals directly with the business and for-profit activities of the NFL) as well as the Super Bowl Advisory Committee and the Los Angeles Market Advisory Group. He previously served as a member of the NFL Finance Committee and the Committee on Opportunities and Challenges.

An ardent believer in public service, Policy is on the Board of Directors of the Cleveland Clinic Foundation and has maintained a high level of civic and charitable involvement in Cleveland similar to what he did in San Francisco. Those efforts earned him numerous honors, including the prestigious Silver Cable Car Award from the San Francisco Convention and Visitors Bureau for contributions to the development of the city's business community. He also received The Mayor's Fiscal Advisory Committee Award in recognition of his managerial experience. He presently serves on several boards in Northeastern Ohio, including the Achievement Centers for Children, Cleveland State John Marshall College of Law Advisory Board, Cleveland Tomorrow, and Crime Stoppers of Northeastern Ohio.

Policy graduated from Youngstown Ursuline High and is a 1963 graduate of Youngstown State University, which honored him as Alumnus of the Year in 1997. He earned his Juris Doctorate Degree from Georgetown University Law Center in 1966, where he presently serves on the Law Center's Board of Visitors. While he was practicing law, he was listed in all of the existing editions of the highly respected publication, *The Best Lawyers in America*. Inclusion in the publication is a significant honor since it is based on peer evaluation. Policy and his wife, Gail, have personally designed and endowed the Carmen and Gail Policy Clinical Fellowship at the Georgetown University Law Center which promotes advocacy in the area of civil rights.

Policy has five children: James (a pediatric-orthopedic surgeon); Daniel (an attorney); Edward (an attorney); Kerry Rae (an MBA graduate); and Kathleen (an attorney).

Policy is married to the former Gail Moretti. They make their home in Cleveland.



BUTCH DAVIS

HEAD COACH

YEAR W/ BROWNS: **3RD**

YEAR IN NFL: **9TH**

Butch Davis' second season as head coach resulted in the Browns earning their first playoff appearance and best regular season mark since 1994 despite 34 of the 53 players on the team's final active roster having four years of NFL experience or less. Cleveland finished the season with a 7-3 mark over its final 10 games including victories in four of its final six outings, the best record over the final six games of the season for the franchise since 1988. Cleveland earned victories over three 2002 playoff teams (Tennessee, NY Jets, Atlanta), two of which occurred on the road against divisional champions (at Tennessee, at NY Jets). The Browns 6-2 regular season road record in 2002 tied for the most road wins in a season in the club's 50 years in the NFL (6-2 in 1986, 6-1 in 1972, 6-1 in 1965) and also tied Tampa Bay for the NFL's best road mark. Davis' 61.1 percent (11 for 18) success rate on replay challenges is the highest among all active NFL head coaches.

The Browns scored 344 points in 2002, the most for the franchise since 1987, and the team's up-and-coming offense showed significant improvement in virtually every major offensive category compared to the previous three seasons: scoring average per game (21.5 in 2002, 17.8 in 2001, 10.1 in 2000, 13.6 in 1999), net yards passing average per game (213.3, 175.1, 152.8, 163.3), net yards rushing average per game (100.9, 84.4, 67.8, 71.9), total net yards average per game (314.2, 259.5, 220.6, 235.1) and time of possession average per game (29:45, 28:16, 25:59, 23:38).

In his first season as head coach of the Browns, Butch Davis led his young team to an impressive 7-9 record, exceeding by two the club's combined victories from 1999 and 2000 (5-27). Cleveland claimed wins over three division opponents—Baltimore (two wins), Jacksonville and Tennessee—it had not defeated since the franchise's return in 1999. Cleveland led the NFL in takeaways with 42, including a league-high and team-record 33 interceptions. The Browns defense also scored 32 points (4 interception returns, 1 fumble return, 1 safety).

Highly regarded for his background and expertise on defense, Davis has placed equal emphasis on offense and defense in building the current Browns roster. Of their 23 draft picks over the last three years, Cleveland has chosen 11 offensive players, 11 defensive players and one long snapper. In Davis' first off-season in Cleveland, the Browns signed six unrestricted free agents on offense and three unrestricted free agents on defense. Through the 2001 NFL Draft, the Browns selected four players each on offense and defense, including first-round pick DT Gerard Warren and second-round pick WR Quincy Morgan. In 2002, the Browns signed six free agents—three on offense and three on defense. The Browns selected five players on offense and three players on defense, including first-round pick RB William Green, in the 2002 NFL Draft. Green's 887 rushing yards were the 2nd-most by a Browns running back since 1985. Cleveland selected two offensive players, four defensive players and a long snapper in the 2003 NFL Draft.

The 51-year-old Davis was named the 10th full-time head coach in franchise history on Jan. 30, 2001. His 30-year coaching resume includes eight seasons in the NFL and 16 seasons at the major college level. He spent the previous six seasons as head coach at the University of Miami (Fla.) and capped his overwhelmingly successful tenure by leading the Hurricanes to an 11-1 record and No. 2 consensus national ranking in 2000. Miami's 2001 team, which featured Davis' former players and recruits as well as many of his former assistant coaches, posted a perfect 12-0 record and claimed the National Championship. The 2002 Hurricanes posted a 12-1 record and No. 2 consensus national ranking.

Davis accepted the head coaching position at Miami in 1995 and rebuilt the Hurricanes program back to college football's elite status. Davis inherited a Miami program following NCAA sanctions that severely reduced the number of available scholarships during his first three years. Under his six years of guidance, Miami totaled a 51-20 record, including a combined mark of 5-0 in preseason and postseason action (4-0 in bowl games and 1-0 in preseason action with a 23-12 victory over

BUTCH DAVIS CONTINUED...

Ohio State in the 1999 Kickoff Classic). Davis' teams were nationally ranked five times and captured three Big East titles. The 2000 Hurricanes ranked second in the nation in scoring (42.6 points per game), fifth in total offense (460.8 yards per game), fifth in scoring defense (15.5 points per game), eighth in passing defense (220.6 yards per game) and capped their season by defeating SEC Champion Florida 37-20 in the 2001 Nokia Sugar Bowl.

Prior to joining the Hurricanes, Davis coached six seasons (1989-94) with the Dallas Cowboys including the final two as the club's defensive coordinator. Davis helped Dallas post one of the most spectacular turnarounds in sports history as the Cowboys went from a 1-15 season in 1989 to consecutive Super Bowl championships in 1992 and 1993. Davis was defensive line coach in the Cowboys' 52-17 win over Buffalo in Super Bowl XXVII and served as defensive coordinator in the Cowboys' 30-13 win over Buffalo in Super Bowl XXVIII. As defensive line coach in 1992, Davis helped the Cowboys rank first in the NFL in rushing defense (77.8 yards per game). Davis' 1993 defensive squad helped the Cowboys capture their second consecutive Super Bowl, set a club record by allowing just 21 total touchdowns in 16 games and allowed one offensive touchdown or less in 12 of 16 games. He was also defensive coordinator during Barry Switzer's first season as head coach and helped Dallas reach the NFC Championship Game where eventual Super Bowl champion San Francisco denied their bid for a three-peat. Davis' 1994 Cowboys defense ranked first in the NFL in total defense (269.6 yards per game), first in pass defense (172.0 yards per game), third in scoring defense (15.5 points per game), 10th in rushing defense (97.6 yards per game) and had three Pro Bowl starters: defensive end Charles Haley, defensive tackle Leon Lett and defensive back Darren Woodson. The three defensive starters were the most for the Cowboys since 1983.

Davis accepted the head coaching position at Miami in 1995 and helped the Hurricanes earn a share of the Big East Conference Championship by winning seven straight games to close the season. The Hurricanes would have received an invitation to a BCS bowl game following the 1995 season, however, Miami declined the invitation due to NCAA sanctions previously approved by university officials for violations prior to Davis' arrival in South Florida. Davis again led Miami to a share of the Big East title in 1996 and catapulted the Hurricanes to a top 20 ranking and their first bowl victory in five years with a 31-21 win over Virginia in the Carquest Bowl. He led Miami to a 46-23 win over North Carolina State in the 1998 Micron PC Bowl. Davis' 1999 squad began the year with a 23-12 victory over Ohio State in the Kickoff Classic and capped the season with a 28-13 victory over Georgia Tech in the Toyota Gator Bowl, the Hurricanes' first New Year's Day bowl game under Davis. In Davis' last season in Miami (2000), the Hurricanes posted an 11-1 mark, including a 37-20 victory over Florida in the Nokia Sugar Bowl. Miami surpassed the national graduation rate for its football players every year under Davis while receiving recognition from the American Football Coaches Association for exceeding a 70% graduation rate among its football student athletes.

Davis spent five seasons as the defensive line coach for the University of Miami (Fla.) from 1984-88 and helped guide the Hurricanes to the 1987 National Championship. During his first stint at Miami, Davis coached a defensive line corps that sent 15 linemen to the NFL including All-America selections Bill Hawkins, Cortez Kennedy, Russell Maryland, Daniel Stubbs and the late Jerome Brown. Davis' line was a key part of the Miami defense that finished second in the nation in both scoring defense (9.7 points per game) and total defense (242.0 yards per game) in 1988. The 1988 Hurricanes set a school record with 49 sacks, broke the mark with 50 in 1988, and held opposing rushers to fewer than 2.3 yards per carry in 1987 and 1988.

Davis entered the collegiate coaching ranks on the offensive side of the ball as an assistant on Jimmy Johnson's Oklahoma State University teams from 1979-83. At Oklahoma State, Davis coached receivers and tight ends while also serving as recruiting coordinator. Prior to joining Oklahoma State, Davis was head coach at Rogers High School in Tulsa, Okla., in 1978 after spending time as an assistant at two high schools in Oklahoma and one in Arkansas where he taught biology, life science, anatomy and physiology. Davis played defensive end for the University of Arkansas under Head Coach Frank Broyles and earned his bachelor's degree in biology and life science in 1974.

BUTCH DAVIS CONTINUED...

Born Paul Hilton Davis in Tahlequah, Okla., on Nov. 17, 1951, Davis and his wife, the former Tammy Townsend of Tulsa, Okla., have a son, Andrew, 10.

DAVIS' REGULAR SEASON RECORD WITH THE CLEVELAND BROWNS

YEAR	W	L	T	PCT.	PF	PA	FINISH
2001	7	9	0	.438	285	319	T - 3rd AFC Central
2002	9	7	0	.563	344	320	2nd AFC North (AFC Wild Card)
TOTALS	16	16	0	.500	629	639	

DAVIS' RECORD AT THE UNIVERSITY OF MIAMI

YEAR	W	L	T	PCT.	ESPN/ USA TODAY	AP	HONORS
1995	8	3	0	.730	NR	20th	Share of Big East Title
1996	9	3	0	.750	14th	14th	Share of Big East Title; 31-21 Carquest Bowl win over Virginia
1997	5	6	0	.450	NR	NR	
1998	9	3	0	.750	21st	20th	46-23 Micron PC Bowl win over North Carolina State
1999	9	4	0	.690	15th	15th	28-13 Gator Bowl win over Georgia Tech
2000	11	1	0	.920	2nd	2nd	Big East Title; 37-20 Sugar Bowl win over Florida
Totals	51	20	0	.720	--	--	3 Big East Titles (1 outright, 2 shared) 4-0 record in bowl games

DAVIS' COACHING BACKGROUND

1973	Fayetteville (Ark.) High School, volunteer assistant coach
1974-75	Pawhuska (Okla.) High School, assistant coach
1976-77	Sand Springs (Okla.) High School, assistant coach
1978	Tulsa Rogers (Okla.) High School, head coach
1979-83	Oklahoma State University, assistant coach
1984-88	University of Miami (Fla.), assistant coach
1989-92	Dallas Cowboys, assistant coach
1993-94	Dallas Cowboys, defensive coordinator
1995-2000	University of Miami (Fla.), head coach
2001-03	Cleveland Browns, head coach

20 HURRICANES COACHED BY DAVIS HAVE BEEN SELECTED IN THE FIRST ROUND OF THE NFL DRAFT (1996-2003)

YEAR	PICK	PLAYER	POSITION	TEAM
1996	26	Ray Lewis (Jr.)	LB	Baltimore Ravens
1997	15	Yatil Green (Jr.)	WR	Miami Dolphins
1997	17	Kenard Lang (Jr.)	DE	Washington Redskins
1997	18	Kenny Holmes (Sr.)	DE	Tennessee Titans
1998	10	Duane Starks (Sr.)	CB	Baltimore Ravens
1999	4	Edgerrin James (Jr.)	RB	Indianapolis Colts
2000	14	Daniel "Bubba" Franks (Jr.)	TE	Green Bay Packers
2001	11	Dan Morgan (Sr.)	LB	Carolina Panthers
2001	12	Damione Lewis (Sr.)	DT	St. Louis Rams
2001	16	Santana Moss (Sr.)	WR	New York Jets
2001	30	Reggie Wayne (Sr.)	WR	Indianapolis Colts
2002	7	Bryant McKinnie (Sr.)	T	Minnesota Vikings
2002	14	Jeremy Shockey (Jr.)	TE	New York Giants
2002	17	Phillip Buchanon (Jr.)	CB	Oakland Raiders
2002	24	Edward Reed (Sr.)	S	Baltimore Ravens
2002	27	Mike Rumph (Sr.)	CB	San Francisco 49ers
2003	3	Andre Johnson (Jr.)	WR	Houston Texans
2003	15	Jerome McDougle (Sr.)	DE	Philadelphia Eagles
2003	23	Willis McGahee (So.)	RB	Buffalo Bills
2003	25	William Joseph (Sr.)	DT	New York Giants

* 50 former Miami Hurricanes coached by Davis were selected in the NFL Draft from 1996-2003.



KOFI BONNER

EXECUTIVE VICE PRESIDENT, BUSINESS OPERATIONS & CHIEF ADMINISTRATIVE OFFICER

Kofi Bonner is responsible for all business affairs of the team, including organizational and administrative items, as well as new business development. He also oversees marketing, business operations, community and governmental affairs. Bonner was the lead person during the construction of, and is now responsible for, business operations of the new Cleveland Browns Stadium.

Bonner brings to the task a strong economic development background from his years in a series of key government positions in the San Francisco Bay area. Prior to joining the Browns in October 1998, Bonner was the chief economic policy advisor for the City and County of San Francisco, reporting directly to Mayor Willie Brown. As the area's most senior economic development official, Bonner was responsible for the economic growth and redevelopment of San Francisco neighborhoods and directed planning for the city's proposed \$525 million stadium-mall complex. He also led business attraction and retention efforts, industry growth strategies, military base reuse activities and complex real estate negotiations.

Bonner previously served as interim city manager of the City of Oakland, California; director of Oakland's Community Economic Development Agency; deputy executive director for program and project management of the San Francisco Redevelopment Agency, and director of redevelopment for the City of Emeryville. In these capacities he either directly or indirectly was responsible for the strategic planning, organization and direction of various city departments, including the Economic Development Planning department, the Building department, the Port of Oakland, and the Port of San Francisco.

Bonner, 47, was born and raised in Ghana. He received a bachelor of science degree with high honors from the University of Science and Technology in Ghana. He holds two masters degrees in city planning and architecture from the University of California at Berkeley.

Currently in Cleveland, Bonner is a trustee of Cuyahoga Community College, and serves on the boards of the Rock and Roll Hall of Fame, the American Red Cross Blood Services, the Greater Cleveland Sports Commission, the Downtown Cleveland Partnership, and the Visiting Committee of the Maxine Goodman Levin College of Urban Affairs at Cleveland State University. Bonner also served on NACDA's (National Association of Collegiate Directors of Athletics) John McLendon Memorial Minority Postgraduate Scholarship Awards Committee, as well as the selection committee for the Rudy Bruner Award for Urban Excellence, a national award that celebrates urban places for their design and contributions to their cities.

Bonner and his wife, Gladys E. Moore, have three children, Noelle, 15, Afia, 13, and Kofi, 8.



DOUGLAS C. JACOBS

EXECUTIVE VICE PRESIDENT, FINANCE

Douglas C. Jacobs is responsible for all financial, tax, budgeting, and treasury matters for the team's football and stadium operations. He is also Treasurer and a board member of the Cleveland Browns Foundation.

Prior to joining the Browns in 1999, Jacobs' most recent position was executive vice president of Gucci Timepieces after serving as Cleveland office managing partner during a 33-year career with Arthur Andersen LLP.

Jacobs, after serving two years as an officer in the U.S. Navy, began his career with Arthur Andersen in the Cleveland office in 1963 and was admitted to partnership in 1972. He became managing partner in 1977 and served in that capacity until relocating to the southern California office, where he was managing partner from 1978 until his retirement from the firm in 1996.

DOUGLAS C. JACOBS CONTINUED...

An active leader in civic and professional affairs, Jacobs formerly served as president of Junior Achievement of Greater Cleveland, Inc., and as a councilman in Kirtland, Ohio. In southern California, he served as chairman of Pacific Legal Foundation; president of Big Brothers/Big Sisters of Orange County; vice chairman-finance of the Orange County Performing Arts Center and treasurer of the Bowers Museum Foundation.

He serves on the Board of Directors and is Chairman of the Audit Committee of Standard Pacific Corporation, a national residential home builder in southern California and is a member of the Board of Directors of Make-A-Wish Foundation of Greater Ohio and Kentucky.

Jacobs, a certified public accountant, holds an MBA from Case Western Reserve University and a B.S. degree from Miami (Ohio) University. Jacobs and his wife, Georgia, reside in Moreland Hills, Ohio. The couple has three sons. Doug Jacobs II is a computer design specialist in southern California; Brett Jacobs is a computer programmer for Juniper Financial in Wilmington, Delaware; and Greg Jacobs is a professional baseball player in the Seattle Mariners' organization.



LEWIS C. MERLETTI

EXECUTIVE VICE PRESIDENT, STADIUM & SECURITY

Lewis C. Merletti is responsible for all stadium operations and directing the design and deployment of security for the entire Cleveland Browns operation, including the owners, coaches, players, Cleveland Browns Stadium, and the team's Berea Training Facility and offices.

A 25-year veteran of the United States Secret Service, Merletti served as the agency's 19th Director immediately prior to joining the Browns organization. Before becoming Director, Merletti served as Assistant Director in the Office of Training, where he was responsible for the curriculum, methodology, and content of training for all Secret Service employees. He served in the Presidential Protective Division under three Presidents, Reagan, Bush and Clinton, and as special agent in charge of presidential protection during the Clinton Administration, was ultimately responsible for the physical security of the President and First Family. Merletti has also held supervisory positions in the New York Field Office, the Baltimore Office and the Liaison Division and Office of Inspection at the United States Secret Service headquarters in Washington, D.C. He joined the agency in 1974 as a special agent assigned to the Philadelphia Field Office.

Merletti has extensive experience with complex criminal investigations, major task force operations, and Secret Service counter-terrorist operations. He testified before Congress on many occasions, and also briefed the President, other top government officials, and world leaders, on a regular basis regarding security as it relates to worldwide situations. He has supervised security arrangements for the visit of the President and First Family to hostile environments such as the DMZ; Cartagena, Colombia; Saudi Arabia during Operation Desert Shield; Egypt, Israel, Jordan, Syria, Kuwait, and Bosnia-Herzegovina.

Merletti received numerous commendations and awards for outstanding performance during his government career, including three Secret Service Special Achievement Awards, and the 1997 Rank of Distinguished Executive in the Senior Executive Service. In 2000, the Secret Service dedicated the largest building at their training facility as the Lewis C. Merletti Classroom for the Office of Training.

Since retirement, Merletti has received the following awards: the 1999 Distinguished Alumnus Award of the McNulty College and Graduate School of Liberal Arts at Duquesne University; the 1999 Distinguished Service Award from the Marine Corp Law Enforcement Foundation; and the 2001 Lex et Justitia Award from Marquette University for Outstanding Service to Our Country and Dedication to Truth and Justice.

Merletti served three years in the United States Army, including a tour of duty with the 5th Special Forces Group in Vietnam. Among the citations he earned were the Bronze Star, Good Conduct Medal, Combat Medical Badge, and Parachute Jump Wings. Merletti, 55, holds a B.A. degree in political science from Duquesne University in Pittsburgh and is now a resident of Cleveland, Ohio.



PETE GARCIA

VICE PRESIDENT, PLAYER PERSONNEL & FOOTBALL DEVELOPMENT

Pete Garcia is in his third season with the Browns and is instrumental in the team's personnel decisions. He oversees the Browns' pro personnel and college personnel departments along with player programs. Garcia also serves an essential role in overseeing the operational requirements of the football team.

Garcia was at the University of Miami from 1990-2000, working with Butch Davis during his final six years with the Hurricanes. From 1996-2000, Garcia was the director of football operations. In this vital role, Garcia oversaw Miami's recruiting efforts and day-to-day operations of the football program. He acted as a liaison between the football program and the university's deans, initiated and directed a life skills program for the players, directed the university's football camps and coordinated the school's football coaches' clinics.

He oversaw the entire recruiting process and was instrumental in recruiting numerous Hurricane standouts, including four players selected in the first round of the 2003 NFL Draft (Andre Johnson, Jerome McDougle, Willis McGahee, William Joseph). Additionally, five Hurricanes were selected in the first round of the 2002 NFL Draft (Bryant McKinnie, Jeremy Shockey, Phillip Buchanon, Edward Reed and Mike Rumph). Other former Miami recruits during Garcia's tenure at Miami who have achieved NFL stardom include: Daniel "Bubba" Franks, Edgerrin James, Kenard Lang, Ray Lewis, Earl Little, Dan Morgan, Santana Moss, Clinton Portis, Warren Sapp and Duane Starks.

Garcia served a previous stint as director of football operations in 1994 and was as an assistant coach for the Hurricanes in 1995. He spent the 1992 and '93 seasons as recruiting coordinator after being promoted from assistant recruiting coordinator during the 1990 and '91 seasons.

Garcia joined the University of Miami football program after working in the personnel department for a one-year term (1989-90) with the Miami Dolphins.

Born Sept. 18, 1961 in Havana, Cuba, Garcia and his wife, Edylin, have one daughter, Kristie.



BILL HAMPTON JR.

VICE PRESIDENT, OPERATIONS

Bill Hampton Jr. is responsible for day-to-day business operations of the Browns' Berea Facility, including the coordination of training camp and team logistics.

Hampton possesses 22 years of sports management experience. From 1993-98, he was director of pro line operations and managed the NFL Coaches Club with NFL Properties in New York. In that capacity, Hampton developed merchandising and marketing opportunities for NFL players and coaches.

From 1982-93, he served as equipment manager for the New York Jets—a position previously held by his father, Bill Sr., and currently by his brother, Clay. Another brother, Drew, is equipment manager for the Jacksonville Jaguars.

Hampton, 43, earned a liberal arts degree from the State University of New York at Brockport. He has one son, Jack, 5.



LAL HENEGHAN

VICE PRESIDENT, FOOTBALL OPERATIONS & GENERAL COUNSEL

Lal Heneghan is responsible for departmental, salary cap and player contract coordination as well as general legal matters for the Cleveland Browns. He also oversees the club's medical, equipment and video departments.

Before joining the Browns, Heneghan spent seven years with the National Football League Management Council, where he most recently served as director of labor relations. In that capacity, he supervised the daily operation and interpretation of the NFL salary cap and the Collective Bargaining Agreement and advised clubs on all aspects of their daily labor operations.

After joining the NFL in 1991, Heneghan initially served as labor relations counsel, where he represented clubs in grievance arbitrations and counseled clubs on a variety of labor issues. In 1993, he participated in negotiations with the NFL Players' Association, which resulted in the 1993 Collective Bargaining Agreement. The CBA was extended in 1996 and again in 1998.

Previously, Heneghan was a labor attorney at Akin, Gump, Strauss, Hauer & Feld in Washington, D.C.

Heneghan received a bachelor of arts degree from the University of Pennsylvania and is a graduate of the Georgetown University Law Center. At Penn, he was a tight end and co-captain for the 1984 Ivy League Champion football team. During law school, he worked with the NFL Players Association in Washington, D.C.

Heneghan, 39, is a native of Rockville, Md. He and his wife, Amy, a pediatrician, have two children, Jack and Lucy.



BRUCE POPKO

VICE PRESIDENT, MARKETING & DEVELOPMENT

Bruce Popko is responsible for overseeing all marketing and promotional activities, including sponsorships, local media rights, ticket operations, luxury suite and premium seating operations, stadium-related events and other development projects.

Popko joined the Browns in October 1998 after previously serving as director of marketing and promotions for two years with the San Francisco 49ers. Before joining the 49ers, Popko spent three years with the National Football League in New York. For two of those years he was with the NFL Properties marketing group, where he managed regional retail advertising and promotions. He also managed sales and marketing efforts for the NFL's satellite programming service, NFL Sunday Ticket.

Prior to joining the NFL, Popko was a marketing manager for the New York Jets Football Club and served as game operations manager for the London Monarchs Football Club.

Currently in Cleveland, Popko serves on the board of trustees for the Convention & Visitors Bureau of Greater Cleveland (marketing committee chairman), the board of trustees of the Cleveland Zoological Society (marketing committee co-chairman), the board of directors for United Way Services, and is an associate director for the Sales & Marketing Executives of Cleveland. Popko recently joined the planning committee for the Ronald McDonald House Pro-Am, one of the premier charitable golf events in the nation.

Popko is in his third season serving as a member of NFL Properties Marketing Executive Committee.

Popko, 34, is a graduate of the University of Pennsylvania, with a B.A. in international relations, and the Stern School of Business at New York University, where he earned his MBA in finance and marketing. He and his wife have two children and reside in Shaker Heights.



**This victory dance brought to you
by the Cleveland Browns Foundation.**

We support programs that help disadvantaged youth find their stride. Programs in arts and education, health and careers. To find out how you can help our children accomplish great things, call 440.891.5063.

CLEVELAND

BROWNS
foundation



BRUCE ARIANS

OFFENSIVE COORDINATOR

YEAR W/ BROWNS: **3RD**

YEAR IN NFL: **11TH**

As offensive coordinator for the Browns, Bruce Arians orchestrates the development of Cleveland's young offense. The Browns scored 344 points in 2002, the most for the franchise since 1987, and the team's up-and-coming offense showed significant improvement in virtually every major offensive category compared to the previous three seasons: scoring average per game (21.5 in 2002, 17.8 in 2001, 10.1 in 2000, 13.6 in 1999), net yards passing average per game (213.3, 175.1, 152.8, 163.3), net yards rushing average per game (100.9, 84.4, 67.8, 71.9), total net yards average per game (314.2, 259.5, 220.6, 235.1) and time of possession average per game (29:45, 28:16, 25:59, 23:38). Rookie running back William Green's 887 rushing yards were the 2nd-most by a Browns running back since 1985.

A 28-year coaching veteran, Arians is in his 11th season in the NFL. He spent three seasons (1998-2000) with the Indianapolis Colts as quarterbacks coach and was instrumental in the development of Colts quarterback Peyton Manning. Arians helped Manning become the only player in NFL history to surpass 3,000 passing yards in each of his first three seasons.

Under Arians' tutelage, Manning totaled 4,413 yards, 33 touchdowns and 15 interceptions on 357-of-571 passing in 2000 to break his own club seasonal passing yardage record of 4,135 yards in 1999. Manning's passing yards in 1999 and 2000 represent the only 4,000-yard passing seasons in Colts history. Manning's 33 TD passes in 2000 also established a Colts' franchise record and surpassed the previous record of 32 held by John Unitas since 1959. Manning topped the NFL in 2000 with 4,413 passing yards and 357 completions and tied for a league-high 33 TDs with Minnesota's Daunte Culpepper. Manning also ranked third in the NFL with 571 attempts and second in the AFC with a 94.7 QB rating while being named to the AFC Pro Bowl for the second consecutive year.

Arians, 50, entered coaching as a graduate assistant at Virginia Tech University (1975-76) before accepting a full-time job as running backs coach of the Hokies in 1977. He played quarterback for the Hokies (1970-74) and was voted the team's most valuable player as a senior.

Arians went to Mississippi State University and served as running backs and receivers coach from 1978-80 before leaving to coach running backs at the University of Alabama from 1981-82 under Paul 'Bear' Bryant. He served as head coach at Temple University from 1983-88 before assuming the role of running backs coach of the Kansas City Chiefs from 1989-92. Chiefs running back Christian Okoye set a club record and topped the NFL in 1989 with 1,480 rushing yards.

Following his stint in Kansas City, Arians returned to Mississippi State as offensive coordinator and quarterbacks coach (1993-95). He served as tight ends coach under Jim Mora with the New Orleans Saints in 1996 before heading to the University of Alabama as offensive coordinator in 1997.

Arians was born Oct. 3, 1952, in Paterson, N.J. He is married to the former Christine Allen of York, Pa. They have a son, Jake, 24 and a daughter, Kristi Anne, 22.

COACHING BACKGROUND

1975-77	Virginia Tech University, graduate assistant
1978-80	Mississippi State University, running backs and wide receivers coach
1981-82	University of Alabama, running backs coach
1983-88	Temple University, head coach
1989-92	Kansas City Chiefs, running backs coach
1993-95	Mississippi State University, offensive coordinator
1996	New Orleans Saints, tight ends coach
1997	University of Alabama, offensive coordinator
1998-2000	Indianapolis Colts, quarterbacks coach
2001-03	Cleveland Browns, offensive coordinator



PHILLIP BANKO

DEFENSIVE ASSISTANT

YEAR W/ BROWNS: 3RD

YEAR IN NFL: 3RD

Phillip Banko is in his third season as defensive assistant with the Cleveland Browns. Banko assists in the development of the Browns defensive line. The Browns' defense ranked 1st in the AFC, 2nd in the NFL in inside the 20 TD pct. (34.5 pct./55 possessions-19 TDs). In 2001, the

Browns tied for fourth in the AFC and tied for 10th in the NFL with 43 sacks.

Banko joined the Browns following three years (1998-2000) as a graduate assistant on Butch Davis' staff at the University of Miami (Fla.). Banko assisted with the defensive line and helped the Hurricanes to three consecutive bowl appearances, including a victory over Florida in the 2001 Nokia Sugar Bowl and a consensus No. 2 national ranking. Miami's 2000 defensive unit ranked fifth in the nation in scoring defense (15.5 points per game) and eighth in passing defense (220.6 yards per game).

While at Miami, Banko assisted in the development of NFL first round draft picks Jerome McDougle, William Joseph and Damione Lewis. Banko also assisted in coaching NFL players Matt Walters, Andrew Williams and Jamaal Green.

Banko coached in a variety of capacities at the high school level before joining Miami's staff. He served as defensive line coach at John Curtis (Metairie, La.) High School from 1995-98 and helped the school capture two consecutive state championships (1996-97).

Banko spent the 1994 season as secondary coach at Jesuit (New Orleans, La.) High School. He coached the defensive line at Archbishop Shaw (New Orleans, La.) High School from 1989-92 and also served as the team's defensive coordinator from 1991-92.

He played linebacker at Northeast Louisiana University in 1982. Banko received his master's degree from the University of Miami in 2000 and his bachelor's degree from Southern University in 1988. Born Aug. 9, 1964, Banko is a native of Belle Chasse, La. He is married to the former Laurie Cossé also of Belle Chasse, La.

COACHING BACKGROUND

1989-91	Archbishop Shaw (New Orleans, La.) High School, defensive line coach
1991-92	Archbishop Shaw (New Orleans, La.) High School, defensive coordinator
1994	Jesuit (New Orleans, La.) High School, secondary coach
1995-98	John Curtis (Metairie, La.) High School, defensive line coach
1998-2000	University of Miami (Fla.), graduate assistant
2001-03	Cleveland Browns, defensive assistant



TODD BOWLES

DEFENSIVE NICKEL PACKAGE

YEAR W/ BROWNS: 3RD

YEAR IN NFL: 5TH

Todd Bowles is in his third season on Butch Davis' staff, serving as the defensive nickel package coach.

The 2001 Browns led the league and set a team record with 33 interceptions. The secondary accounted for 28 interceptions, including 10 by

then rookie Anthony Henry.

Prior to joining the Browns, Bowles served the previous season (2000) as the defensive backs coach for the New York Jets. Under Bowles' guidance, the Jets improved their ranking in pass defense from 24th in the NFL in 1999 to sixth in 2000. The Jets also tied for sixth in the league with 21 interceptions.

TODD BOWLES CONTINUED...

Bowles played eight seasons in the NFL as a defensive back for the Washington Redskins (1986-90, 1991-93) and San Francisco 49ers (1990). He played on three Super Bowl championship teams (Washington in Super Bowls XXII and XXVI and San Francisco in Super Bowl XXIV). Bowles started 65 consecutive games at safety during his career and totaled 570 tackles, 15 interceptions and 4 fumble recoveries.

He worked in the Green Bay Packers personnel department from 1995-96 as a college personnel scout. Bowles began his coaching career in 1997 at Morehouse College where he was the team's defensive coordinator and secondary coach. Bowles joined Grambling State University in 1998 as defensive coordinator and defensive backs coach and served in that capacity through the 1999 season. Bowles played defensive back at Temple University from 1982-85.

Bowles, who was born Nov. 18, 1963, is a native of Elizabeth, N.J. He and his wife, Jill, have a daughter, Sydni, and a son, Todd Jr.

COACHING BACKGROUND

1995-96	Green Bay Packers, college personnel scout
1997	Morehouse College, defensive coordinator/secondary coach
1998-99	Grambling State University, defensive coordinator/defensive backs coach
2000	New York Jets, defensive backs coach
2001-03	Cleveland Browns, defensive nickel package



DAVE CAMPO DEFENSIVE COORDINATOR

YEAR W/ BROWNS: **1ST**

YEAR IN NFL: **15TH**

Dave Campo was named the Browns defensive coordinator on Jan. 10, 2003. Campo and Browns Head Coach Butch Davis previously worked together on the same defensive staff for eight seasons (Miami Hurricanes, 1987-88; Dallas Cowboys, 1989-94), a span that included two Super Bowl titles and one collegiate National Championship.

Campo spent the previous 14 seasons with the Dallas Cowboys, including 11 seasons as an assistant and the last three as head coach. Campo and Davis worked together as assistants on Jimmy Johnson's Dallas Cowboys staff for six seasons from 1989-94, with Davis as defensive line coach (1989-92) and then as defensive coordinator (1993-94) and Campo as the secondary coach. They helped the Cowboys to consecutive Super Bowl Championships following the 1992 and 1993 seasons. They also worked together under Johnson at the University of Miami during the 1987-88 seasons and helped the Hurricanes capture the 1987 National Championship.

The 2002 Cowboys finished 5-11 for the third consecutive season, and defensive tackle La'Roi Glover earned a Pro Bowl berth. The Cowboys also featured the youngest starting defensive secondary in the league, with two rookies (Roy Williams, Derek Ross), a second-year player (Tony Dixon) and a third-year player (Mario Edwards). The 2002 Cowboys defense ranked 5th in the NFL by allowing only 10 rushing TDs (only Philadelphia, Tampa Bay, Tennessee and Miami allowed fewer rushing TDs).

The 2001 Cowboys fielded the NFL's third youngest opening day roster. Of the 22 starters who finished the 2001 season, 13 were under the age of 28. The Dallas defense allowed 1,710 rushing yards, 927 fewer yards than the club allowed during the 2000 season. Those numbers represented the largest turnaround by any defensive unit in the NFL in 2001.

In his inaugural season as head coach (2000), Campo led an injury-plagued club. The Cowboys lost 11 opening-day starters for a combined total of 70 games, including nine who suffered season-end-

DAVE CAMPO CONTINUED...

ing injuries. Ultimately, the team's fate was determined by five losses that were decided by a combined total of 19 points.

In four of the five years that Campo directed the Dallas defense as coordinator (1995-99), the Cowboys finished the year ranked among the NFL's top 10 units, including a pair of top three finishes. The 1999 defense ranked ninth in the NFL (third in NFC) in total yards and allowed one touchdown or less in nine of the 16 regular season games. The Cowboys defense held opponents to 13 points or less in nine of the team's 16 games in 1999, tying for the second most in club history. Dallas closed the 1999 season ranked 5th in the NFL in scoring (17.3 ppg.). Only four defensive units permitted fewer offensive touchdowns than the 25 surrendered by Dallas and only St. Louis (four) surrendered fewer rushing touchdowns than the six allowed by the Cowboys. The 24 interceptions recorded by Dallas marked just the second time in the last 13 years the team topped the 20 interception barrier, and it was the highest interception total for a Dallas team since 1985. Following the 1999 season, linebacker Dexter Coakley and cornerback Deion Sanders were named to the NFC Pro Bowl squad.

Dallas captured the NFC East title in 1998, ranked 5th in the NFL in third down conversion defense (32.9%), and defensive tackle Leon Lett, cornerback Deion Sanders and safety Darren Woodson were named to the Pro Bowl. Campo's 1997 defense ranked second in the NFL in total defense (282.3 ppg.), while leading the league in pass defense (157.6 ppg.). Sanders and Woodson earned Pro Bowl honors.

Campo's 1996 defense helped guide the Cowboys to a 10-6 record and an unprecedented fifth straight NFC Eastern Division crown. During the 1996 regular season, the Dallas defense was ranked first in the NFL for 11 of 16 weeks before closing the year ranked 3rd (273.9 ppg.). The Cowboys pass defense finished the year ranked 2nd in the NFL, permitting just 175.4 yards-per-game, while the Dallas rushing defense was 10th (98.5 ppg.). The Cowboys defense surrendered just 20 touchdowns (second best in the NFL), and did not allow a touchdown in four games. Three of Dallas' defensive starters, Sanders, Woodson and Tony Tolbert, were named to the Pro Bowl.

Campo's 1995 defense helped the Cowboys capture Super Bowl XXX and finished the season ranked 3rd in the NFL in fewest touchdowns allowed (32) and fewest points allowed (18.2 ppg.). Only seven NFL teams had more interceptions than the 19 registered by Dallas, and the Cowboys tied a club record by returning four interceptions for touchdowns. With defensive stars such as Sanders, Kevin Smith, Charles Haley and Russell Maryland missing a combined 37 starts, the Cowboys still managed to finish the season ranked 9th in the NFL (fourth in the NFC) in total defense (315.3 ppg.).

Campo was promoted to defensive coordinator on January 24, 1995 after then Cowboys' defensive coordinator Butch Davis left to become head coach of the Miami Hurricanes. Prior to becoming defensive coordinator, Campo directed a secondary that had grown into one of the team's deepest and most productive units. His 1994 squad led the NFL in pass defense (172.0 ppg.) and tied for 4th in the NFL with 22 interceptions. All-Pro strong safety Darren Woodson became the first Dallas defensive back to earn a starting Pro Bowl berth since Everson Walls (1985). While directing the secondary of the Super Bowl XXVIII Champion Cowboys in 1993, Campo's group was led by cornerback Kevin Smith, who intercepted more passes (6) than any Dallas player since the 1986 season. Also in 1993, strong safety Thomas Everett became the first Dallas defensive back in seven seasons to be named to the Pro Bowl.

Campo was hired by Dallas in 1989 after spending two years at the University of Miami as the secondary coach. At Miami, he helped the Hurricanes to a two-year record of 23-1 and the 1987 National Championship. Safety Bennie Blades was the 1987 Jim Thorpe Award winner before being selected with the third pick in the NFL draft by the Detroit Lions. Eight of Campo's Miami players went on to sign NFL contracts. Campo spent three seasons (1984-86) at Syracuse University prior to joining Miami.

Campo began his career at his alma mater, Central Connecticut State, where he spent the 1971-72 seasons. He then moved to the University of Albany (1973), Bridgeport (1974), the University of

DAVE CAMPO CONTINUED...

Pittsburgh (1975), Washington State (1976), Boise State (1977-79), Oregon State (1980), Weber State (1981-82) and Iowa State (1983). In addition to starring at defensive back in college, Campo twice earned All-East honors at shortstop at Central Connecticut State. He attended Robert E. Fitch High School in Groton, Conn. He and his wife Kay have six children: Angie, Eric, Becky, Tommy, Shelby and Michael.

COACHING BACKGROUND

1971-72	Central Connecticut State University, linebackers
1973	University of Albany, secondary
1974	University of Bridgeport, defensive coordinator
1975	University of Pittsburgh, secondary
1976	Washington State University, secondary
1977-78	Boise State University, secondary
1979	Boise State University, defensive coordinator
1980	Oregon State University, secondary
1981-82	Weber State University, assistant head coach/defensive coordinator
1983	Iowa State University, secondary
1984-86	Syracuse University, secondary
1987-88	University of Miami, secondary
1989-90	Dallas Cowboys, defensive assistant
1991-94	Dallas Cowboys, secondary
1995-99	Dallas Cowboys, defensive coordinator
2000-02	Dallas Cowboys, head coach
2003	Cleveland Browns, defensive coordinator



STEVE HAGEN TIGHT ENDS COACH

YEAR W/ BROWNS: **3RD**

YEAR IN NFL: **3RD**

Tight Ends Coach Steve Hagen is in his third season with the Browns. He arrived in Cleveland in 2001 following 14 years as a college coach.

Most recently, Hagen spent two seasons (1999-2000) as the offensive coordinator at the University of California after serving as offensive coordinator, quarterbacks coach and recruiting coordinator at San Jose State University in 1997 and '98.

Hagen spent the 1996 season as head coach at Wartburg (Iowa) College where he led the school to a 7-3 record. Under Hagen's guidance, the Knights ranked eighth in Division III in total offense.

Hagen coached quarterbacks at the University of Nevada-Las Vegas (1994-95), the University of Nevada-Reno (1992-93) and Kent State University (1991). He assisted Nevada-Reno in leading the nation in total offense (569.1 yards per game) and passing offense (397.5 yards per game) in 1992, while helping Nevada-Las Vegas break 20 offensive records during his two seasons.

Hagen coached on Lou Holtz's staff at the University of Notre Dame as a graduate assistant and receivers coach during the 1989 and 1990 seasons. He worked as Raghib "Rocket" Ismail's position coach and helped develop the 1990 Heisman Trophy runner-up.

His first full-time assignment came at Northern Arizona University where he coached the receivers and tight ends in 1987 and 1988. He began his coaching career with graduate assistant stints at the University of Illinois (1984) and the University of Kansas (1985-86).

Hagen was a four-year letterman at California Lutheran University from 1979-82 where he earned NAIA All-America honors as a senior. Born Sept. 15, 1961, Hagen and his wife, Amy, have three children: Nash, Hanna and Wil.

COACHING BACKGROUND

1984	University of Illinois, graduate assistant
1985-86	University of Kansas, graduate assistant
1987-88	Northern Arizona University, receivers and tight ends coach
1989	University of Notre Dame, graduate assistant/receivers coach
1990	University of Nevada-Las Vegas, quarterbacks coach
1991	Kent State University, quarterbacks coach
1992-93	Nevada-Reno University, offensive coordinator and quarterbacks coach
1994-95	University of Nevada-Las Vegas, offensive coordinator and quarterbacks coach
1996	Wartburg (Iowa) College, head coach
1997-98	San Jose State University, offensive coordinator/quarterbacks coach/recruiting coordinator
1999-2000	University of California, offensive coordinator
2001-03	Cleveland Browns, tight ends coach



TODD MCNAIR

RUNNING BACKS COACH

YEAR W/ BROWNS: **3RD**

YEAR IN NFL: **3RD**

Todd McNair is in his third season as the Browns running backs coach. McNair was instrumental in William Green's dramatic turnaround in his rookie season in which he set a club rookie mark with 243 rushing attempts (Kevin Mack had 222 in 1985) and posted 887 rushing yards, the

2nd most by a Browns running back since 1985 and the 3rd most by a rookie in team history. Green (887 rushing/113 receiving) became the first Browns running back with 1000 yards from scrimmage since 1994 (1335, Leroy Hoard, 890 rush/445 receiving). Green's three 100-yard rushing outings were the most by a Brown since Mack set the previous rookie club mark of three in 1985.


McNair played eight seasons in the NFL as a running back and special teams standout after beginning his career as an eighth-round draft pick of the Kansas City Chiefs in 1989. After five seasons with the Chiefs, McNair played two seasons with the Houston Oilers (1994-95) before returning to Kansas City in 1996, where he retired as the 10th leading receiver in Chiefs history. During his career, he saw action in 121 games and rushed for 803 yards (5.5 average per carry) and 3 touchdowns. Additionally, McNair caught 252 passes for 7 touchdowns while averaging 18.6 yards per kickoff return on special teams.

A two-time honorable mention All-America running back at Temple University, McNair finished his college career ranked third on the school's all-time rushing list with 2,383 yards (529 rushes and 16 TDs).

McNair was born Aug. 16, 1965 in Camden, N.J., where he developed his football skills with four other future NFL players: John Taylor (San Francisco 49ers), Keith Taylor (Indianapolis Colts), Billy Griggs (New York Jets) and David Griggs (San Diego Chargers). McNair and his wife, Lynnette, have two daughters: Logan, 10, and Daryn, 4.

COACHING BACKGROUND

2001-03	Cleveland Browns, running backs coach
---------	---------------------------------------



BUDDY MORRIS **HEAD STRENGTH & CONDITIONING COACH**

YEAR W/ BROWNS: 2ND

YEAR IN NFL: 2ND

Buddy Morris is in his second season as the Browns head strength & conditioning coach. Prior to joining the Browns, Morris worked for 15 years as a college strength and conditioning coach.

Morris served as the head strength and conditioning coach at the University of Pittsburgh from 1997-2001. During Morris' tenure, the Panthers made three bowl appearances including the 1997 Liberty Bowl, the 2000 Insight.com Bowl and the 2001 Tangerine Bowl. Morris also developed the moniker for the Panthers' strength and conditioning program, which is "The Pitt Iron Works."

He served as the wellness director for the Horizon Hospital System in Sharon, Pa., from 1989-97.

Morris also served as strength coach at Pittsburgh from 1980-89. During his first tenure with the Panthers, Morris aided the physical development of some of the Panthers' most celebrated players including Dan Marino, Russ Grimm, Bill Fralic and Mark Stepnoski. Morris helped train 13 first-round NFL draft picks and 15 first team All-Americans during this period.

"I worked with Buddy for four years, and he was very instrumental in helping me develop my strength and conditioning skills," said Marino, who went on to be a nine-time Pro Bowl selection with the Miami Dolphins. "He was a big part of the success we had at Pittsburgh in the early 1980s. He is a great guy and a great person."

Morris was also instrumental in aiding the careers of current NFL players such as Curtis Martin of the New York Jets and Ruben Brown of the Buffalo Bills and also assisted in the conditioning of 1984 and 1988 Olympic gold medal 110-meter hurdler Roger Kingdom. "Buddy is one of the hardest working men in the industry," Kingdom said. "He never stops and never quits."

A native of South Park, Pa., Morris graduated in 1980 from the University of Pittsburgh. He and his wife, Karen, have two daughters, Kara Leigh and Claire Alysse.

COACHING BACKGROUND

1980-89	University of Pittsburgh, strength coach
1997-2001	University of Pittsburgh, head strength and conditioning coach
2002-2003	Cleveland Browns, head strength and conditioning coach



CHUCK PAGANO **DEFENSIVE BACKS COACH**

YEAR W/ BROWNS: 3RD

YEAR IN NFL: 3RD

Chuck Pagano is in his third year as the defensive backs coach on Butch Davis' staff. Pagano was a college coach for 17 years prior to his arrival in Cleveland.

In Pagano's first season in Cleveland, the Browns led the league and set a team record with 33 interceptions. The secondary accounted for 28 interceptions, including 10 by then rookie Anthony Henry.

Pagano spent the previous six years before joining the Browns with Davis at the University of Miami (Fla.) where he was secondary coach and coordinator of special teams. During the 2000 season, his defensive secondary was tabbed the nation's best by the *Football News*. The Hurricanes

CHUCK PAGANO CONTINUED...

ranked fifth in the nation in scoring defense (15.5 points per game), eighth in passing defense (220.6 yards per game) and capped their season by defeating Florida, 37-20, in the 2001 Nokia Sugar Bowl.

In the 1999 season, the Hurricanes secondary did not allow a passing touchdown over the last 27 quarters as Miami finished with a record of 9-4, including a 6-1 mark in the Big East. Miami capped the season with a 28-13 win over Georgia Tech in the Gator Bowl.

During his six years at Miami, Pagano coached several Hurricanes who have made a name for themselves in the NFL including: Duane Starks (Baltimore/Arizona), Tremain Mack (Cincinnati), Carlos Jones (Seattle), Earl Little (Cleveland) and Marcus Wimberly (Atlanta). In 1997, his Miami defensive secondary led the Big East in pass defense. Three of Pagano's former players—Phillip Buchanon, Ed Reed and Mike Rumph—were all selected in the first round of the 2002 NFL Draft and a fourth player—James Lewis—was selected in the sixth round.

Pagano directed a very successful Hurricanes special teams unit. Over a five-year period (1995-99), Pagano's squad blocked 39 kicks in 59 games, including a Miami single-season record 12 blocks in 1996, which shattered the previous high of 6 set in 1970. In the 10 years prior to the 1995 season, Miami totaled 23 blocked kicks.

He began his coaching career in 1984-85 as a graduate assistant at the University of Southern California before heading to Miami in 1986 as a graduate assistant. He was the outside linebackers coach at Boise State University for two years (1987-88) before landing at East Carolina University as the Pirates' defensive backs coach in 1989.

He joined the University of Nevada-Las Vegas staff in 1990 as defensive backs coach before being promoted to defensive coordinator in 1991. In his second stint at East Carolina, Pagano spent three seasons (1992-94) as defensive backs/outside linebackers coach.

Born Oct. 2, 1960 in Boulder, Colo., Pagano received a bachelor's degree in marketing from the University of Wyoming in 1984. He was a four-year letter winner at Wyoming where he started two seasons at strong safety.

Pagano and his wife, Tina, have three children: Tara, 21, Taylor, 13, and Tori, 9.

COACHING BACKGROUND

1984-85	University of Southern California, graduate assistant
1986	University of Miami (Fla.), graduate assistant
1987-88	Boise State University, outside linebackers coach
1989	East Carolina University, defensive backs coach
1990	University of Nevada-Las Vegas, defensive backs coach
1991	University of Nevada-Las Vegas, defensive coordinator
1992-94	East Carolina University, defensive backs/outside linebackers coach
1995-2000	University of Miami (Fla.), secondary coach/coordinator of special teams
2001-03	Cleveland Browns, defensive backs coach



ANDRE PATTERSON
DEFENSIVE LINE COACH

YEAR W/ BROWNS: 1ST
YEAR IN NFL: 7TH

Andre Patterson was named the Browns defensive line coach on Jan. 13, 2003. He spent the previous three seasons working with the Dallas Cowboys defensive tackles and brings over 20 years of coaching experience, including six years in the NFL (Dallas, Minnesota and New England).

Patterson's influence at the defensive tackle position was a large part of the Cowboys defense ranking 5th in the NFL last season by allowing only 10 rushing TDs. The Dallas defense also ranked 8th

in the NFC against the rush (113.6 ypg). Patterson worked with All-Pro La'Roi Glover who ranked second on the team in sacks (6.5), QB pressures (26), fourth in tackles for loss (5) and sixth in tackles (76). Patterson also tutored a pair of young defensive tackles. Brandon Noble totaled 57 tackles and 11 QB pressures, and Michael Myers had 44 tackles, 1 sack, 7 tackles for loss and 8 QB pressures.

In 2001, the Dallas defense made a tremendous turnaround from the previous year, allowing 1,710-rushing yards, a figure that is 927 fewer yards than the club allowed during the 2000 season. Those numbers represented the largest turnaround by any defensive unit in the NFL in 2001. Defensive tackle Michael Myers enjoyed a solid year, closing out the 2001 season seventh on the team in tackles with a career-high 72 stops. He also tied for second on the club with 3.5 sacks, while his 18 QB pressures ranked third on the club. Fellow tackle Brandon Noble was also tied for second on the team in sacks with 3.5, while leading the team with 2 fumble recoveries.

In his first year on the job (2000), season ending injuries to starting defensive tackles Chad Hennings and Leon Lett forced Patterson to accelerate the learning and development process for several young players. Second-year man Brandon Noble had a career-high 69 tackles and ranked third on the team with 10 QB pressures, while third-year man Michael Myers added a then career-best 46 tackles.

Before joining the Cowboys, Patterson's three previous years in the NFL were all spent with teams that advanced to the playoffs--Minnesota (1998 and 1999) and New England (1997).

In two seasons with the Vikings (1998-99), Patterson worked with two of the top pass rushers in NFL history in John Randle (106 career sacks)—who recorded double-figure sack totals in both seasons under Patterson—and Chris Doleman (150.5 career sacks). The 1999 Vikings defense finished fifth in the NFC in fewest points allowed (335), while Randle led the team with 10 sacks.

In 1998, Patterson led a unit that was a big part of the Vikings defense that shut out opponents in 29-of-73 quarters (including playoffs), held the opposition to 296 points (sixth best in the NFL) and had the second best turnover ratio (+14) in the NFL. Randle led the squad in sacks (10.5) and QB hurries (80), while defensive end Derrick Alexander had a career-high 7.5 sacks.

Patterson joined the Vikings for the 1998 season after spending the 1997 season as a defensive assistant with the New England Patriots. In his first NFL season, he helped guide the Patriots to a 10-6 record and the AFC Eastern Division title. The Patriots finished the campaign with 45 sacks, the second highest total in team history. New England's defense tied for fourth in the NFL in turnover margin (+10) and fifth in the NFL against the run.

Prior to joining the Patriots, Patterson spent three seasons as the head coach at Cal-Poly-San Luis Obispo (1994-96). When he arrived at Cal-Poly, the school had just made the jump from Division II to I-AA. In his first season as a head coach, Patterson led the Mustangs to the American West Conference title with a 7-4 record and earned American West Coach of the Year honors. The following season, the Mustangs finished second in the country in passing yards (344.9 ypg) and total offense (495.9 ypg), second only to Montana, the eventual I-AA national champion. The Mustangs averaged 37.4 ppg., sixth in the country, and placed two players on the All-America team.

Prior to joining the Mustangs, Patterson coached the defensive line at Washington State University for two seasons (1992-93). While with the Cougars, Patterson coached future NFL linemen Chad Eaton and Lewis Bush. The pair helped set a Pac-10 single season record with 60 sacks in 1992.

In 1990, Patterson joined the staff at Cornell University for two seasons as the defensive line coach. In 1990, Cornell claimed the Ivy League title, powered by a defensive unit that ranked second in the conference.

In 1989, Patterson served as the defensive coordinator at Western Washington University. That year his defense set an NAIA record for limiting an opponent to minus nine yards passing in a game. In 1988, Patterson coached the defensive line at Weber State University.

Patterson was the head coach at St. Monica (Calif.) High School from 1987-88. In 1983, he accepted a teaching and coaching position at Renton High School in Washington, where he served as the defensive coordinator and offensive line coach from 1983-86.

Patterson began his coaching career as a graduate assistant at his alma mater, the University of

ANDRE PATTERSON CONTINUED...

Montana, in 1982. He played two seasons at Contra Costa Junior College as an offensive lineman before transferring to Montana in 1981. He played one season at Montana before knee injuries ended his playing career.

Andre Patterson was an all-league center and nose guard at Harry Ells High School in Richmond, Va. He earned his Associate of Art degree from Contra Costa Junior College in San Pablo, Calif. in 1980. Patterson received his bachelor's degree in secondary education from the University of Montana in 1983.

Patterson was born on June 12, 1960 in Camdon, Ark. He and his wife, Donna, have a son, Andre Jr. (5/19/92), and a daughter, Ashmera (8/13/98).

COACHING BACKGROUND

1982	University of Montana, graduate assistant
1983-86	Renton High School (Wash.), defensive coordinator/offensive line coach
1987-88	St. Monica High School (Calif.), head coach
1988	Weber State University, defensive line
1989	Western Washington High School, defensive coordinator
1990-91	Cornell University, defensive line coach
1992-93	Washington State University, defensive line coach
1994-96	Cal-Poly-San Luis Obispo, head coach
1997	New England Patriots, defensive assistant
1998-99	Minnesota Vikings, defensive line
2000-02	Dallas Cowboys, defensive tackles coach
2003	Cleveland Browns, defensive line coach



CLANCY PENDERGAST LINEBACKERS COACH

YEAR W/ BROWNS: **1ST**

YEAR IN NFL: **9TH**

Clancy Pendergast was named the Browns linebackers coach on Jan. 14, 2003. He joined the Browns after spending the previous seven years with the Dallas Cowboys (1996-2002). During his coaching career with the Cowboys, Pendergast climbed the ranks from a defensive assistant working primarily with the linebackers his first four years to guiding the Dallas defensive nickel package in 2000 and serving as secondary coach in 2001 and 2002. Pendergast has coached defenses that have ranked in the top 10 in the NFL in total defense in six of his eight seasons.

Pendergast led the Cowboys' 2002 secondary that was the youngest starting defensive secondary in the league with two rookies (Roy Williams, Derek Ross), a second-year player (Tony Dixon) and a third-year player (Mario Edwards). Williams, a first round pick (8th overall) and Ross, a third-round pick (75th overall), tied for the club lead with five interceptions. The Dallas defense ranked 13th in the NFL in pass average per play, 13th in interceptions and 13th in 3rd down efficiency.

The 2001 season was the first year for Pendergast at the controls of the Dallas secondary. The Cowboys secondary responded as a unit and finished the season third in the NFL in pass defense for the second straight season. Darren Woodson led the unit with 131 tackles and a team-high three interceptions. Starting at corners were two first-time starters, second-year player Mario Edwards and NFL Europe veteran Duane Hawthorne. This pair combined to hold opponents to 180.6 passing yards per game.

After four years (1996-99) serving the dual role of defensive assistant/quality control for the Cowboys, Pendergast oversaw the club's defensive nickel package in 2000. Despite starting five different line-ups and eight different players in the secondary over the course of the 2000 season, the Dallas defense finished the year third in the NFL in pass defense. Darren Woodson (123) and Ryan

CLANCY PENDERGAST CONTINUED...

McNeil (101) each topped the 100-tackle plateau, while Phillippi Sparks, who joined the team the week of the season opener, led the team with five interceptions.

In his first four seasons with Dallas, Pendergast's work as a defensive assistant, helping with the linebackers in particular, was an integral part of the defense's success. During that time, he helped incorporate youngsters Dexter Coakley, Randall Godfrey, Darren Hambrick and Dat Nguyen into the lineup as valuable contributors. Coakley evolved from a rookie third-round choice in 1997 to a Pro Bowl selection in 1999 and 2001. In 1999, Coakley also led the club with four interceptions.

The play of the Dallas linebackers in 1998 helped the Cowboys improve their run defense from 24th to 12th in the NFL. Coakley ranked second on the team with 127 tackles, Fred Strickland finished third with 117 stops and Godfrey totaled 115 tackles to finish fourth.

Cowboys' linebackers also finished 1997 as the team's second, third and fourth leading tacklers. Godfrey led the club with 149 stops, and Coakley started all year at weakside linebacker and recorded 136 tackles, the club-record for tackles by a rookie.

In 1996, the Dallas linebackers were led by Fred Strickland who recorded a team and career-high 153 tackles. Pendergast worked closely with rookie draft pick Godfrey and helped him earn a starting spot at strongside linebacker by Week 11 against Green Bay (11/18/96).

Pendergast spent the 1995 season with the Houston Oilers as a defensive assistant and quality control coach. He joined the Oilers from Alabama-Birmingham, where he was named the tight ends coach in January of 1995. Prior to his stint at UAB, Pendergast spent the 1993-94 seasons working with the tight ends and as an advance scout at Oklahoma. In 1992, Pendergast was a defensive assistant at Southern Cal. After earning his bachelor's degree from Arizona (1990), Pendergast worked the 1991 season as a graduate assistant at Mississippi State, helping the receivers and working as an advance scout.

Pendergast was born Nov. 29, 1967 and is a native of Phoenix, Ariz.

COACHING BACKGROUND

1991	Mississippi State University, graduate assistant/wide receivers
1992	University of Southern California, defensive assistant
1993-94	University of Oklahoma, graduate assistant/tight ends
1995	University of Alabama-Birmingham, tight ends
1995	Houston Oilers, defensive assistant/quality control
1996-99	Dallas Cowboys, defensive assistant/quality control/linebackers
2000	Dallas Cowboys, defensive nickel
2001-02	Dallas Cowboys, secondary
2003	Cleveland Browns, linebackers



ROB PHILLIPS

ASSISTANT STRENGTH & CONDITIONING COACH

YEAR W/ BROWNS: **3RD**

YEAR IN NFL: **3RD**

Assistant Strength & Conditioning Coach Rob Phillips is in his third season with the Browns. Phillips joined the Browns following two years at the University of Miami (Fla.). He was the head strength and nutrition coach in 2000 and served as assistant strength and conditioning coach in 1999.

Phillips spent two years (1997-99) as strength and conditioning coordinator at Western Carolina University before joining the Hurricanes. He also served a four-year stint (1994-97) as graduate assistant strength and conditioning coach at the University of Tennessee.

Phillips was born Dec. 3, 1971, in Fort Wayne, Ind. He graduated from the University of Tennessee in 1994 with a bachelor's degree in fitness management and earned his master's degree from Tennessee in human performance in 1997. Phillips and his wife, Suzanne, have one son, Jarrett, 2.

COACHING BACKGROUND

- 1994-97 University of Tennessee, graduate assistant-strength and conditioning
- 1997-99 Western Carolina University, strength and conditioning coordinator
- 1999 University of Miami (Fla.), assistant strength and conditioning coach
- 2000 University of Miami (Fla.), head strength and nutrition coach
- 2001-03 Cleveland Browns, assistant strength and conditioning coach



TERRY ROBISKIE
WIDE RECEIVERS COACH

YEAR W/ BROWNS: **3RD**
YEAR IN NFL: **22ND**

Terry Robiskie is in his third season as the Browns wide receivers coach and his 22nd season in the NFL. The Browns and the NY Jets were the NFL's only teams to have three players with 5+ TD receptions last season, and the Browns were one of six teams to have five players

with 37+ receptions (Buffalo, Cincinnati, Indianapolis, Philadelphia, Seattle). Wide receiver Quincy Morgan ranked 2nd in the NFL (James McKnight, Miami, 18.2) with 17.2 average yards per catch.

Prior to joining the Browns in 2001, Robiskie spent the previous seven years with the Washington Redskins and concluded the 2000 season as the Redskins head coach for the final three games of the regular season following the departure of Norv Turner. Robiskie's record as head coach was 1-2, including a 20-3 win over Arizona on Dec. 24.

Robiskie began the 2000 season as passing game coordinator in Washington and helped the Redskins rank fifth in the NFC in total offense (337.3 yards per game) and passing (228.0 yards per game). He helped running back Stephen Davis total 1,318 yards and 11 touchdowns on 332 attempts, including five 100-yard outings.

He entered the coaching profession with the Los Angeles Raiders in 1982 as the assistant running backs coach where he tutored Marcus Allen to two Pro Bowls and two 1,000-yard seasons. Robiskie was the assistant special teams coach for the Raiders from 1985-87, and he tutored the Raiders tight ends in 1988. He was the team's offensive coordinator from 1989-93. His 12 years with the Raiders included seven playoff stints, four division titles and a victory over the Redskins in Super Bowl XVIII.

Originally an eighth round selection by Oakland in the 1977 NFL Draft, Robiskie was a four-year letter winner and the 1976 SEC MVP as a senior. Robiskie spent five years in the NFL as a running back with the Raiders (1977-79) and the Miami Dolphins (1980-81), playing for legendary coaches, John Madden, Don Shula and Tom Flores.

Born Nov. 12, 1954, in New Orleans, Robiskie and his wife, Cynthia, have three sons: Brian, Andrew and Kyle.

COACHING BACKGROUND

- 1982-84 Los Angeles Raiders, assistant running backs coach
- 1985-87 Los Angeles Raiders, assistant special teams coach
- 1988 Los Angeles Raiders, tight ends coach
- 1989-93 Los Angeles Raiders, offensive coordinator
- 1994-2000 Washington Redskins, assistant coach/head coach (three games in 2000)
- 2001-03 Cleveland Browns, wide receivers coach



JERRY ROSBURG

SPECIAL TEAMS COORDINATOR

YEAR W/ BROWNS: 3RD

YEAR IN NFL: 3RD

Jerry Rosburg is in his third season as the Browns special teams coordinator. The Browns 2002 special teams were rated as the 4th best in the NFL by Rick Gosselin of the *Dallas Morning News*, whose annual comprehensive poll ranks teams from 1-32 based on their results in 21 categories.

The Browns blocked a total of five kicks in 2002 after blocking a total of four kicks the previous three seasons combined (1999-PAT and Punt; 2000-FG; 2001-PAT). The Browns three touchdowns via kickoff and punt returns ranked T-2nd in the NFL (NY Jets-4, Kansas City-3, New Orleans-3, Oakland-3). Additionally, Cleveland was one of only six NFL teams to have a touchdown via punt and kickoff return (Kansas City, New Orleans, NY Jets, Oakland and Seattle), the Browns had a touchdown via kickoff and punt return in the same season for the first time since 1994, and Dennis Northcutt ranked 3rd in the NFL with a 14.7 avg. per punt return.

Rosburg's background includes 20 years as a college coach. Prior to joining the Browns, he served as cornerbacks/special teams coach at the University of Notre Dame for two seasons (1999-2000). He helped the Fighting Irish to a 9-3 finish in 2000 and an appearance in the Fiesta Bowl.

He spent two seasons as secondary coach at Boston College (1997-98), one season as secondary coach at the University of Minnesota (1996) and served as an assistant coach for four seasons at the University of Cincinnati (1992-95). He coached the secondary in 1995, linebackers from 1992-94 and helped the Bearcats to an 8-3 record in 1993 and a 6-5 record in 1995. Rosburg coached linebackers and special teams at Western Michigan University from 1987-91. The Broncos posted a nine-win season in 1988 and earned a California Bowl appearance.

Rosburg began his coaching career at Northern Michigan University as a two-year graduate assistant in 1981-82 and helped the school earn Division II playoff appearances each season. He was appointed to a full-time assistant position at NMU the following season and coached the Wildcats' linebackers for three years (1983-85) before being elevated to defensive coordinator and secondary coach in 1986.

Rosburg was an assistant coach at Fargo (N.D.) Shanley High School (1979-80) prior to coaching on the collegiate level. He played linebacker at North Dakota State, where he received his bachelor's degree in 1978. Rosburg received his master's degree from Northern Michigan in 1983. A native of Fairmont, Minn., Rosburg was born Nov. 24, 1955. He and his wife, Sherry, have two daughters, Megan and Margaret, and one son, Jerad.

COACHING BACKGROUND

1979-80	Fargo (N.D.) Shanley High School, assistant coach
1981-82	Northern Michigan University, graduate assistant
1983-85	Northern Michigan University, linebackers
1986	Northern Michigan University, defensive coordinator/secondary
1987-91	Western Michigan University, linebackers/special teams coach
1992-94	University of Cincinnati, linebackers coach
1995	University of Cincinnati, secondary coach
1996	University of Minnesota, secondary coach
1997-98	Boston College, secondary coach
1999-2000	University of Notre Dame, cornerbacks/special teams coach
2001-03	Cleveland Browns, special teams coordinator



CARL SMITH

QUARTERBACKS COACH

YEAR W/ BROWNS: **3RD**

YEAR IN NFL: **17TH**

Quarterbacks Coach Carl Smith is in his third season with the Browns and 17th season in the NFL. Smith helped quarterback Tim Couch throw for a career-high 18 passing TDs in 2002, the most by a Brown since Bernie Kosar had 18 in 1991. He also helped quarterback Kelly Holcomb post a

92.9 regular season quarterback rating on 62-106-790, 8 TDs/4 ints.

Smith joined the Browns in 2001 after spending three seasons as an assistant coach for the New England Patriots from 1997-99, where he was assistant head coach/quarterbacks coach (1997) and tight ends coach (1998-99).

Patriots quarterback Drew Bledsoe established career highs in touchdowns (28), touchdown percentage (5.4%), completion percentage (60.2%), average gain per attempt (7.1 yard avg.), quarterback rating (87.7) and a career-low 15 interceptions while garnering a Pro Bowl selection under Smith in 1997.

Smith served as offensive coordinator for the New Orleans Saints from 1986-96 prior to his stint in New England. His offenses in New Orleans annually ranked among the league leaders. The Saints ranked second in the league in scoring (26.4 points per game) in 1987, led the league in third-down conversions in 1988 and time of possession in both 1989 and '91. The New Orleans offense allowed just 168 sacks (24.0 per season) from 1990-96, fewest in the NFL during that span. The Saints finished among the top 10 in the NFL in passing offense during the 1994 and '95 seasons.

Smith joined the professional ranks as an assistant coach under Jim Mora for the Philadelphia/Baltimore Stars of the United States Football League. He coached special teams in 1983 before moving on to quarterbacks and receivers in 1984-85, the two seasons in which the Stars captured USFL titles.

He served as offensive coordinator at the college level for six seasons, including stints at North Carolina State University (1982), Lamar University (1979-81) and the University of Southwestern Louisiana (1977-78). He also coached defensive backs (1975-76) and the defensive line (1974) for the Ragin' Cajuns.

Smith spent two seasons at the University of Colorado where he coached linebackers (1973) and served as a graduate assistant (1972). He started his coaching career as a graduate assistant at Cal Poly-San Luis Obispo University.

Smith lettered in football as a defensive back at Cal Poly-San Luis Obispo University from 1969-70 after transferring from Bakersfield College, where he played quarterback from 1966-67.

Born April 26, 1948, in Wasco, Calif., Smith and his wife, Dianne, have three sons: Tracy, Tyler and Nicholas.

COACHING BACKGROUND

1971	Cal Poly-San Luis Obispo University, graduate assistant
1972	University of Colorado, graduate assistant
1973	University of Colorado, linebackers coach
1974	University of Southwestern Louisiana, defensive line coach
1975-76	University of Southwestern Louisiana, defensive backs coach
1977-78	University of Southwestern Louisiana, offensive coordinator/RB coach
1979-80	Lamar University, offensive coordinator/QB coach
1981	Lamar University, offensive coordinator/offensive line coach
1982	North Carolina State University, offensive coordinator/QB coach
1983	Philadelphia Stars (USFL), special teams coach/TE coach

CARL SMITH CONTINUED...

1984-85	Philadelphia/Baltimore Stars (USFL), quarterbacks/wide receivers coach
1986-96	New Orleans Saints, offensive coordinator/quarterbacks coach
1997	New England Patriots, assistant head coach/quarterbacks coach
1998-99	New England Patriots, tight ends coach
2001-03	Cleveland Browns, quarterbacks coach



MIKE SULLIVAN OFFENSIVE ASSISTANT

YEAR W/ BROWNS: **3RD**

YEAR IN NFL: **3RD**

Mike Sullivan is in his third season as an offensive assistant for the Browns. Sullivan works mainly with the Browns offensive linemen while assisting offensive line coach Larry Zierlein.

Prior to arriving in Cleveland, Sullivan was a graduate assistant at his alma mater, the University of Miami (Fla.), where he worked primarily with the offensive line. While at Miami, he had the opportunity to work with 2002 NFL Draft choices Bryant McKinnie, Martin Bibla and Joaquin Gonzalez. Sullivan also spent five years coaching football teams in Germany, France and Spain before returning to Miami.

Sullivan played five seasons in the NFL as an offensive lineman after beginning his career as a sixth-round draft choice of the Dallas Cowboys in 1991. He spent four seasons (1992-95) with the Tampa Bay Buccaneers following his stint with the Cowboys. During his stay in Tampa Bay, Sullivan was an NFL True Value Man of the Year finalist and was named Tampa Bay Booster Club "Man of the Year."

Sullivan was a standout offensive lineman at the University of Miami (Fla.) from 1986-91, where he helped lead the Hurricanes to National Championships in 1987 and 1989. Sullivan posted 48 consecutive starts on the offensive line during his time at Miami, which ranks second on the Hurricanes all-time list. Sullivan's streak was eclipsed during the 2001 season by the Browns 2002 seventh-round pick Joaquin Gonzalez, as he recorded 49 consecutive starts.

Sullivan was born Dec. 22, 1967 in Chicago, Ill. He earned a master's degree in business administration with a specialization in international business at the University of Miami (Fla.). He was also awarded an NCAA post-graduate scholarship following his college playing career.

COACHING BACKGROUND

2001	University of Miami (Fla.), graduate assistant
2001-03	Cleveland Browns, offensive assistant



LARRY ZIERLEIN OFFENSIVE LINE COACH

YEAR W/ BROWNS: **3RD**

YEAR IN NFL: **3RD**

Larry Zierlein is in his third season as the Browns offensive line coach. His work with the offensive line helped the Browns average 4.0 yards per rush and 100.9 rushing yards per game in 2002, the franchise's highest respective totals since 1993 and 1994.

Zierlein, who has more than 30 years of coaching experience, spent the previous four seasons

LARRY ZIERLEIN CONTINUED...

before joining the Browns as offensive line coach for the University of Cincinnati. During the 2000 season, Zierlein also served as the Bearcats running game coordinator.

Zierlein's offensive line helped Cincinnati set a Conference USA rushing record with 215.5 yards per game in 1997. From that line, tackle Jason Fabinj was a fourth-round draft choice of the New York Jets. His 1999 line led the nation by allowing a school-record 8 sacks despite having four first-year starters. During his tenure at Cincinnati, the Bearcats earned bowl berths in the 1997 Humanitarian Bowl and the 2000 Motor City Bowl.

Prior to his tenure at Cincinnati, Zierlein spent two seasons as offensive line coach at Tulane University (1995-96) and Louisiana State University (1993-94). He also served as offensive line coach at the University of Houston (1978-86) and during an earlier stint at Tulane University (1988-90).

Zierlein gained experience at the professional level as co-offensive coordinator and offensive line coach for the New York/New Jersey Knights of the WLAF in 1991-92 and as an assistant coach for Washington of the Arena Football League in 1987.

In addition to coaching, Zierlein also served in the United States Marine Corps for two years (1966-68), including a one-year tour of duty in Vietnam (1967).

A 1971 graduate of Fort Hays (Kan.) State College, Zierlein began his coaching career at Fort Hays State College as linebackers coach in 1970. After two years at Fort Hays State, he spent six years at the high school level, coaching at Abernathy (Texas) High School from 1972-74 and Lamar Consolidated (Texas) High School from 1975-77.

A native of Lenora, Kan., Zierlein and his wife, Marcia, have three children, sons Lance and Mike, and daughter Nicci, and grandchildren Chelsea, Drake, and Maggie.

COACHING BACKGROUND

1970-71	Fort Hays (Kan.) State, graduate assistant/linebackers coach
1972-74	Abernathy (Texas) High School, assistant coach
1975-77	Lamar Consolidated (Texas) High School, assistant coach
1978-86	University of Houston, offensive line coach
1987	Washington (Arena Football League), assistant coach
1988-90	Tulane University, offensive line coach
1991-92	New York/New Jersey Knights (WLAF), offensive coordinator/line coach
1993-94	Louisiana State University, offensive line coach
1995-96	Tulane University, offensive line coach
1997-2000	University of Cincinnati, offensive line coach/running game coordinator
2001-03	Cleveland Browns, offensive line coach



JEREMY GREEN
DIRECTOR, PRO PERSONNEL

Jeremy Green enters his first season as Director, Pro Personnel after working as Coordinator, Pro Personnel since 2000. In addition to managing the pro personnel department, Green's responsibilities include scouting 15 NFL teams, as well as evaluating and compiling advance scouting reports on Browns upcoming opponents. He also plays a role in the acquisition of players during the NFL- Free Agent signing periods and the regular season, along with assisting in the negotiation of player contracts.

Green joined the Browns after serving as the Southwest area scout for the San Francisco 49ers in 1998-99. He was a personnel scout with the football publication *The War Room* from 1995-1997. In his duties with the *War Room*, Green evaluated both college and NFL personnel.

Green's father, Dennis, served as the head coach of the Minnesota Vikings for 10 years, claiming four NFC Central titles and leading the Vikings to eight playoff berths.

Green, 32, was recruited to play basketball at Iona College in 1989. He transferred to Cal-Poly San Luis Obispo in 1991 where he was a two-year starter for the Mustangs. He graduated from Cal Poly in 1993 with a bachelor's degree in physical education.

He was born in Harrisburg, Pa. Green and his wife, Shari, have one daughter, Mollie, 4, and reside in Broadview Heights, Ohio.



PHIL NERI
DIRECTOR, COLLEGE PERSONNEL

Phil Neri coordinates the Browns' college scouting efforts, including the evaluation of college players and the supervision of the college scouts. He joined the Browns in June 1998 after working with the New Orleans Saints in 1997.

His first position in professional football was with the Blesto Scouting Combine as an area scout in 1978. He joined Dick Vermeil and Carl Peterson with the Philadelphia Eagles in 1979 and worked with the Eagles as an area scout and eventually their National Scout until joining the Seattle Seahawks in 1984. He worked in various scouting capacities including director of college scouting with the Seattle Seahawks from 1984-96.

Neri, 52, was born in Santa Monica, Calif., and played football while attending Santa Clara University from 1969-73. He taught and coached football at Notre Dame (Sherman Oaks, Calif.) High School before serving two years as a graduate assistant at San Jose State. Neri is married to the former Julie Johnson of Kirkland, Wash. They have a son, Anthony, 12, and a daughter, Allison, 10, and reside in Strongsville, Ohio.



STEVE SABO
COORDINATOR, PRO PERSONNEL

As coordinator, pro personnel, Steve Sabo is responsible for scouting 16 NFL teams, and he assists with advance scouting of upcoming opponents. He also plays a role with the acquisition of unrestricted free agents throughout the year, as well as assisting in the negotiation of player contracts.

Sabo joined the Browns in 1998 after working with the New Orleans Saints from 1994-98. He worked as an administrative assistant with the Saints from 1994-96 and as a pro scout from

STEVE SABO CONTINUED...

1996-98. Prior to joining the Saints, Sabo worked as a research assistant with NFL Films in 1993-94.

Sabo, 32, was born in Willingboro, N.J. and graduated from Kutztown University in 1993. He is married to the former Ursula Anderson of Knoxville, Tenn. They have a daughter, Anderson, and reside in Middleburg Heights, Ohio.



CHUCK "YOGI" JONES PLAYER PERSONNEL ASSISTANT

Chuck "Yogi" Jones is in his second year as a player personnel assistant with the Browns. He previously served as a defensive assistant coach with the Frankfurt Galaxy of NFL Europe (1999-2002) and helped the Galaxy to the 1999 World Bowl Championship. While with Frankfurt, Jones coached current NFL players Paul Spicer and Willie Whitehead. Jones also served as a NFL Fellowship intern with the Browns (summer of 2001) and the Miami Dolphins (summer of 2000).

Jones has also coached for 12 years at the Division 1-A collegiate level. He entered the coaching ranks as a graduate assistant coach at the University of Pittsburgh in 1984. He then went on to coach defensive line and linebackers at James Madison University (1985-88), Rutgers University (1989), and Tulane University (1992-94). He coached tight ends and tackles (1990-91) at the University of Pittsburgh.

A native of Donora, Pa., Jones is a Ringgold High School graduate, the same school attended by Joe Montana and Ken Griffey Sr. Jones also attended the University of Pittsburgh where he earned a bachelor's degree in economics and pursued master's degree work in public administration. Jones played as a linebacker and defensive lineman at the University of Pittsburgh (1978-82) and was a teammate of Dan Marino, Chris Doleman and Hugh Green. He played professionally as a free agent linebacker with the Dallas Cowboys in 1983.

Jones, 42, and his wife, Jane, currently reside in Blacksburg, Va. They also have two children, Morgan (12) and Mallory (10).



KEVIN KELLY COLLEGE AREA SCOUT

Kevin Kelly is in his third year as a college area scout for the Browns. He arrived in Cleveland following five years (1996-2000) as head coach and offensive coordinator for St. Viator High School in Arlington Heights, Ill.

Kelly previously coached at Case Western Reserve University in 1995 as defensive coordinator and defensive backs coach, John Carroll University in 1994 as linebackers coach and at Lake Forest College in 1993 as defensive line coach. He also served as an NFL scout (Midwest) for the Ottawa Rough Riders (CFL) in the summer of 1993 and as a scout for the Prep Football Report in 1992. He began his coaching career with a three-year stint at Indiana University as a graduate assistant.

He holds a master's degree in sports marketing and management and a bachelor's degree in economics from Indiana University. Kelly was a walk-on player at Indiana University and following a stint at the 1986 All-American Bowl, he captained the Hoosiers to the 1987 Peach Bowl. Kelly also played at the University of Miami (Fla.) and was a member of the Hurricanes' 1983 National Championship Team.

Kelly and his wife, Allison, have two sons, Ryan, 8, and Payton, 3, and reside in Indianapolis, Ind.



DOUG KRETZ COLLEGE AREA SCOUT

Doug Kretz is in his third year as a college area scout for the Browns and 25th year in the NFL. He previously worked as a college area scout for the Washington Redskins (2000) and Pittsburgh Steelers (1999).

Kretz began his NFL career in 1979 with the Seattle Seahawks, where he worked as a college area scout until 1999 when he joined the Steelers. He was a football and soccer coach at Newport High School in Bellevue,

Wash., from 1975-79.

While earning a bachelor's degree in education from Seattle Pacific University, Kretz was a member of the Falcons soccer team. He was working on a master's degree at the University of Washington when the Seahawks hired him.

A native of Camas, Wash., Kretz, 52, attended Mercer Island (Wash.) High School. He and his wife, Gerri, have a daughter, Berit, 13.



RUSS LANDE COLLEGE AREA SCOUT — BLESTO

Russ Lande is in his third year as a college area scout for the Browns and seventh year in the NFL. Prior to joining the Browns in 2001, Lande founded, owned and operated GM jr, a private scouting service, which rated and evaluated the top college football players across the country. The GM jr scouting guide was sold over the internet.

Lande also worked from 1999-2001 as an editorial consultant for CBS Sports' NFL Today Show. He researched and analyzed player information for Jim Nantz, Mike Ditka and other on-air talent.

His first position in organized football was at UCLA in 1993, serving as a part-time unpaid intern under Bill Rees. Lande followed up with an internship in 1994 with the Los Angeles Rams, where he worked under Jack Faulkner. Lande advanced in the Rams scouting department to scouting assistant in 1995, and he held the position of scouting administrator from 1996-98.

Lande received a bachelor's degree in economics, marketing/entrepreneurial studies from Babson College in Wellesley, Mass., in 1992. He graduated from The Bronx High School of Science and played on a student-organized club football team.

Raised in New York City, Lande is engaged to Kimberly Gilfoil and they currently reside in Brooklyn, N.Y.



KEN MOLL REGIONAL SCOUT

Ken Moll is in his sixth year with the Browns and 11th year in the NFL. From 1994-98, Moll served as a college area scout with the Jacksonville Jaguars.

He previously worked as a college scout with National Football Scouting in 1993-94. Moll spent 15 years as an assistant coach on the collegiate level, including nine years (1983-91) at Richmond and six years (1977-82) at Louisville.

Moll received a bachelor's degree (1977) and master's degree (1979) from Louisville. Moll, 48, was born in Harrison, N.Y., and is married to the former Kimberly Collins of Brandenburg, Ky. They have two children, Joshua, 17, and Chelsea, 14, and reside in Crestwood, Ky.



ROBERT MORRIS COLLEGE AREA SCOUT

Robert Morris is in his second year as a college area scout for the Browns after serving as a collegiate assistant coach at the Division I-A level for 21 years.

Morris entered coaching as a secondary coach at Northern Illinois University from 1980-83 after working the previous two years as a graduate assistant at the University of Colorado. He then served as secondary coach for 10 seasons (1984-93) at Indiana University and helped the Hoosiers reach six bowl games. He was defensive coordinator/secondary coach at Purdue University from 1994-95 and served as the Boilermakers special teams coordinator in 1996. Morris was passing game coordinator/secondary coach at the University of Akron from 1998-2000 and was the Zips defensive coordinator/secondary coach in 2001.

Morris received a master's degree in sports psychology and a bachelor's degree in secondary education from the University of Colorado. He was a two-year letter winner as a defensive back and punt returner for the Buffaloes and helped Colorado win the 1976 Big 8 Championship.

A native of Boulder, Colo., Morris, 49, is a member of the American Football Coaches Association and the Fellowship of Christian Athletes. He and his wife, Jennifer, have two sons, Jerod, 21 and Joshua, 12.



GEORGE STREETER COLLEGE AREA SCOUT

George Streeter is in his sixth year as a college area scout for the Browns and 11th year in the NFL. Prior to joining the Browns in 1998, Streeter worked for the San Francisco 49ers from 1996-97 as the pro personnel/AFC scout. Streeter began his career as a scout in 1992 with the Green Bay Packers, where he worked as the Packers Midwest area scout.

Streeter holds a bachelor's degree in business from the University of Notre Dame, where he was a four-year letterman and three-year starter at strong safety. He was selected by the Chicago Bears in the 11th round of the 1989 NFL Draft and saw action as a defensive back with the Bears in 1989 and the Indianapolis Colts in 1990.

Born in Chicago, Ill., Streeter, 36, is married to the former Jennifer Hurt of Phoenix, Ariz. They have a daughter, Shea, 12, and sons, Jordan, 10, and Benjamin, 8, and reside in Lincolnton, N.C.



JERRY BUTLER

DIRECTOR, PLAYER PROGRAMS

Jerry Butler is in his fifth year with the Browns and third year as the team's director, player programs. Butler coached the Browns wide receivers in 1999 and 2000. He arrived in Cleveland following six years in the Buffalo Bills front office as the team's director of player development and alumni relations.

In Butler's current position, he assists the players and their families by providing a comprehensive career development program that encourages players to take full advantage of the wide range of NFL sponsored programs. Players are provided with assistance in life skills training, continuing education and degree completion, financial education, career internships and employee assistance.

Butler was one of the most productive receivers in the game during his nine-year (1979-87) NFL playing career. When Butler retired from the Bills following the 1987 season, he held several of the club's all-time receiving marks, including two which still stand – most receiving yards in a game (255 vs. N.Y. Jets, on Sept. 23, 1979) and most touchdowns in a game (4 vs. N.Y. Jets, on Sept. 23, 1979). Buffalo's first-round draft choice in 1979, Butler received numerous accolades and awards, including recognition as the AFC Offensive Rookie of the Year in 1979 and earned a Pro Bowl selection in 1980.

Butler was an outstanding performer at Clemson. He was an All-America choice as a senior and was inducted into the Clemson Hall of Fame in 1986. He recently was named to the Clemson Ring of Honor—the highest honor a Clemson athlete can receive. In 1997, he was inducted into the South Carolina Hall of Fame.

During his playing career, Butler also established himself as a community leader. He was the Bills' "Man-of-the-Year" in 1981 and 1982 for his outstanding community service and was honored in 1983 by the Buffalo and Erie County YMCA with the Jackie Robinson Award. Butler has continued his involvement in the community following his playing career. He holds the Jerry Butler Athletes in Action annual summer Football Camp at Hilbert College in Hamburg, N.Y.

A native of Ware Shoals, S.C., Butler was born on Oct. 12, 1957. He and his wife, Paula, have two children, Jerry, 16, and Chrissy, 14. The family resides in Shaker Heights, Ohio.



MIKE COLELLO

HEAD ATHLETIC TRAINER

Mike Colello is in his sixth year as the head athletic trainer with the Browns, coordinating the medical care for the organization and players. He previously worked as an assistant athletic trainer with the New York Giants from 1994-98. He holds a B.S. in education from the University of Nevada-Las Vegas (1983) and an M.S. in physical education from Syracuse University (1985).

Colello is a certified member of the National Athletic Trainers Association and a licensed athletic trainer in the state of Ohio. He worked as an athletic trainer with Lynchburg in the Class A Carolina League in the New York Mets organization from 1982-84. He also worked as head athletic trainer at Diablo Valley Junior College (1985-86) and as assistant athletic trainer at the University of Southern California (1987-92) and UCLA (1993-94) before joining the Giants.

MIKE COLELLO CONTINUED...

Colello was born in Middletown, N.Y. He is married to the former Jean McMahon of Farmingville, N.Y. They have a son, Michael James, 10, and a daughter, Julia Ann, 4, and reside in Strongsville, Ohio.



PATRICK DOLAN VIDEO DIRECTOR

Patrick Dolan is in his sixth year as the Browns video director. He joined the Browns in 1998 after working as the assistant video director with the Pittsburgh Steelers from 1988-98.

He holds a B.S. degree in business administration/accounting from the University of Pittsburgh (1987). Dolan worked as a graduate assistant football coach for the Panthers in 1987-88.

Dolan, 38, was born in Sharon, Pa., and is married to the former Tammy Lockhart of Port Vue, Pa. They have three daughters, Jenna, 9, Julia, 6, and Kaleigh, 2, and reside in Medina, Ohio.



TRIP MACCRACKEN SALARY CAP COORDINATOR

Trip MacCracken is in his fifth season with the Cleveland Browns. He works with player contract negotiations and salary cap management and helps coordinate the Browns' compliance with the NFL's Collective Bargaining Agreement. He also assists the personnel department in scouting pro and college players.

MacCracken attended Hamilton College in Clinton, New York, where he played football and baseball before taking part in the school's Semester in Washington program during the fall of 1994. While in Washington, he interned at the White House and began assisting the Redskins on game days. MacCracken then worked several summer internships with the Redskins, which led to an internship during the summer of 1998 at NFL Management Council.

A Hudson native, MacCracken graduated from Hawken School in 1992 where he captained the football and baseball teams. MacCracken graduated Cum Laude from Hamilton College in 1996 and graduated from Duke University School of Law in 1999. He is a member of the Ohio State Bar Association.

MacCracken, 29, is single and lives in Beachwood, Ohio.



ROBERT A. MONICA HEAD EQUIPMENT MANAGER

Equipment Manager Bobby Monica is in his sixth year with the Browns. He was named the 2002 Whitey Zimmerman Equipment Manager of the Year by the NFL, an award established back in 1994 in the memory of Whitey Zimmerman, former Equipment Manager of the Atlanta Falcons.

ROBERT A. MONICA CONTINUED...

Monica joined the club in 1998 after previously serving as head equipment manager of the Jacksonville Jaguars from 1994-98. Monica began his career in the NFL in 1980 with the Miami Dolphins. He was the Dolphins' assistant equipment manager for four years and served as the team's head equipment manager from 1985-93.

Monica, 46, holds a B.A. in sports administration from St. Thomas University. He was born in Madison, N.J. He is married to the former Donna Beets of Miami, Fla. They have a son, Gino Anthony, 11, and a daughter, Victoria Marie, 7, and reside in Avon Lake, Ohio.



TODD STEWART

EXECUTIVE DIRECTOR, COMMUNICATIONS/ MEDIA RELATIONS

As executive director, communications/media relations, Todd Stewart oversees media relations and new media. These departments are responsible for serving as the liaison between the Browns' organization and the general public through their work with the local and national media, team publications, and the team's website—clevelandbrowns.com.

Stewart joined the Browns in March 1999 after working the previous nine seasons with the Indianapolis Colts. He was an intern in 1990 and served as assistant director of public relations from 1991-98. He currently is on the Board of Directors for the Cleveland Touchdown Club and also serves on the NFL's Media Services Committee.

Stewart worked on the NFL's public relations staff at Super Bowl XXXVI in New Orleans. He also assisted the NFL as the AFC public relations representative at the 2000 Pro Bowl in Hawaii and served on the NFL public relations staff at Super Bowl XXVII and at three consecutive AFC Championship Games (1997-99). He was a member of the Colts public relations staff awarded the 1996 Pete Rozelle Award, an annual honor bestowed to the NFL's top PR staff as voted by the Pro Football Writers of America.

He obtained a B.S. in communications from Miami (Ohio) University in 1988 and worked as a graduate assistant in the sports information department at the University of Tennessee from 1988-90 while also pursuing a master's degree in communications.

Stewart, 37, is a native of Cincinnati, Ohio. He and his wife, Rebecca, reside in Brunswick Hills, Ohio, with their son, Blake, 3.



ANTHONY MINIACI, M.D., F.A.C.S.C.

HEAD TEAM PHYSICIAN

EXECUTIVE DIRECTOR, CLEVELAND CLINIC SPORTS HEALTH

Anthony (Tony) Miniaci is in his first season as Head Team Physician with the Browns. He joined the Cleveland Clinic after serving as Head of the Sports Medicine Program and Professor of Orthopaedic Surgery at the University of Toronto. Dr. Miniaci graduated from the University of Western Ontario Medical School in 1982 and completed his residency at training in Orthopedics there in 1987. He received further training in Berne, Switzerland, at the Kerlan-Jobe Orthopedic Clinic in Los Angeles, and at the Alberta Heritage Research Center in Calgary. He has continued his clinical and basic science research work of both professional and amateur athletes. He is active in many Orthopedic associations both nationally and internationally.



JOHN A. BERGFELD, M.D.

TEAM PHYSICIAN

SENIOR DIRECTOR, CLEVELAND CLINIC SPORTS HEALTH

John Bergfeld is the Senior Director, Cleveland Clinic Sports Health and is in his 25th season with the Cleveland Browns. He is a graduate of Bucknell University where he played offensive guard and linebacker. Bergfeld was the Chief of Orthopaedics of the United States Naval Academy. He has been a board member of the American Academy of Orthopaedic Surgeons since 1997 and previously served as President of the American College of Sports Medicine in 1984-85 and President of the American Orthopaedic Society for Sports Medicine in 1992-93. He also has been Chairman of the NFL Safety Committee from 1993-98 and presently is President elect of the International Society for Arthroscopy, Knee and Orthopaedic Surgery. He was named the Professional Football Trainers Association Team Physician of the Year in 1999. Bergfeld is married to Wilma F. Bergfeld, M.D. They have two daughters, Onee Louisa Lowe and Sigrid Wilma Grieco.



ROBERT DIMEFF, M.D.

TEAM PHYSICIAN

CLEVELAND CLINIC SPORTS HEALTH

Robert Dimeff works as a Browns Team Physician and has been the Medical Director of the Section of Sports Medicine with the Department of Orthopaedic Surgery at The Cleveland Clinic since 1990. He also serves as assistant team physician for the AHL Cleveland Barons hockey team. He was the Head Team Physician for the Cleveland Cavaliers and the Cleveland State University Athletic Department from 1990-2001 and currently serves as a consultant to these teams. Dimeff previously served as a consultant physician with the Cleveland Browns from 1990-95. He holds a B.S. in integrated life sciences from Kent State University and an M.D. from the Northeastern Ohio Universities College of Medicine. Dimeff has been Vice-Chairman of the Department of Family Practice of The Cleveland Clinic Foundation since July of 1997.



Meredith Camp
Director, Events &
Special Projects



Mitch Doremus
Director, Scoreboard
Operations



Diane Downing
Director, Stadium
Operations



Gordon Foust
Director, Information
Technology



Renee Harvey
Director, Community
Relations; Assistant
Director, Cleveland
Browns Foundation




Ken Louard
Director, Business
Operations



Carl Meyer
Director, Security
Operations



Brett Reynolds
Director, Marketing
& Sales



Joe Ricciuti
Director, Premium
Seating



Laurie Rice
Controller



John Schulze
Director, Ticket
Operations



Jackie Skalba
Director, Human
Resources



Judge George White
Director, Cleveland
Browns Foundation



Michael Akers
Equipment Assistant




Keith Anderson
Video Assistant



Todd Argust
Manager, Stadium
Operations



Karla Arseno
Coordinator,
Marketing
Communications &
Youth Programs



Bill Baron
Manager, Custodial
Services



Ross Benjamin
Manager, Stadium
Security



Melvin Blake
Coordinator,
Customer Relations



Nathan Boudreaux
Coordinator,
Publicity/Media
Relations



Sam Brown
Security Officer



Cheryl Cannon
Administrative
Assistant to the
Coaching Staff



Joseph Cassese
Equipment Assistant



Monica Cianchetti
Executive Assistant
to the Vice President,
Football Operations
& General Counsel



Joe Cockburn
Security Officer



Veronica DeLorenzo
Assistant,
Premium Seating



Anthony Dick
Assistant
Groundskeeper



Linda Dienes
Receptionist,
Training Facility

ORGANIZATION
FRONT OFFICE STAFF



Faye Donovan
Executive Assistant to the President & Chief Executive Officer



Brittany Dykeman
Coordinator, Premium Seating



Eric Eucher
Assistant Groundskeeper



Jason Farrell
Security Officer



Amy Gretsinger
Manager, New Media



Stella Harhay
Executive Assistant, Pro Personnel



Brandon Hipp
Facilities Coordinator



Greg Hipp
Manager, Training Facility



Renia Hobbs
Coordinator, Customer Relations



Pamela Holt-Higley
Executive Assistant to the Head Coach



Carla Hostettler
Coordinator, Stadium Operations



Jamir Howerton
Manager, New Media



Zac Jackson
Editor/Writer, ClevelandBrowns.com



Monee Kidd
Manager, Cleveland Browns Foundation



Ted Kozak
Pro Scouting Administrator



Chris Kurman
Assistant Equipment Manager



Marty Lauzon
Assistant Athletic
Trainer



David Lee
Coordinator,
Customer Relations



Rich Long
College Scouting
Administrator



Dino Lucarelli
Manager, Alumni
Relations



Brian Magat
Assistant Athletic
Trainer



Sue Majewski
Payroll Administrator



Bob Markowitz
Operations
Coordinator



Ken Mather
Manager,
Publicity/Media
Relations



Kathy Mathis
Security Specialist



Marcia Maus
Executive Assistant
to the Director of
Ticket Operations



Carol Meier
Receptionist,
Training Facility



Karen Meier
Coordinator,
Customer Relations



Jolene Miller
Coordinator,
Accounts Payable



Michael Mirwald
Manager, Stadium
Facilities



Stacy Monahan
Executive Assistant
to the Executive Vice
President, Finance



Angel "Moe" Morales
Manager, Team
Security



Erica Muhleman
Manager, Marketing
Services



Michelle Musarra
Coordinator, Human
Resources



Jennifer Nawalaniec
Assistant, Business
Operations



Lorne Novick
Finance & Legal
Associate



Rick Orrico
Manager, Stadium
Operations



Amy Palcio
Coordinator,
Publicity/Media
Relations



Geri Pastor
Administrative
Assistant to Alumni
Relations



Mary Beth Pate
Coordinator, Events
& Special Projects



Neal Pate
Assistant Head
Groundskeeper



Jeff Patton
Network
Administrator



Mike Patton
Senior Manager,
Customer Relations



Eric Penix
Multimedia
Coordinator



Chris Powell
Head Groundskeeper



Erika Ralph
Executive Assistant
to the Executive Vice
President, Business
Operations & Chief
Administrative Officer




Julie Ann Reeder
Events Manager



John H. Reid III
Team Photographer



Joe N. Ricciuti
Assistant
Groundskeeper



Jad Richa
Coordinator,
Business &
Operations



Brendan Rowe
Operations Manager



Ken Rundle
Manager, Training
Facility Security



Jeannie Sgro
Manager, Ticket
Operations



Catherine Slezak
Executive Assistant
to the Vice President,
Operations



Molly Smith
Coordinator, Browns
Backers



Scott Springer
Assistant
Groundskeeper



Matt Srodek
Utilities Coordinator



Terry Steirer
Assistant Controller



Emily Stine
Coordinator,
Cleveland Browns
Foundation



Jennifer Stucker
Senior Manager,
Marketing Services



Chetan Tanna
Senior Manager,
Information
Technology



Mark Thewes
Manager, Marketing
Services



John Tironi
Manager, Ticket
Operations




Joe VanDetta
Video Assistant



Zak Vranesevic
Mailroom
Coordinator



Jeff Wallo
Assistant Video
Director



John Watt
Assistant
Groundskeeper



Krystal Welch
Manager, New Media



Jenner Wise-Tekancic
Coordinator,
Community Relations



Andrea Wymer
Executive Assistant,
Marketing

CLEVELAND BROWNS HERO FUND



Patricia Mary Smith on the field for the Cleveland Browns vs. Baltimore Ravens game on Sunday, October 6, 2002.

The Cleveland Browns created the *Cleveland Browns Hero Fund* to aid one family each from the New York City Fire and Police Departments who suffered the loss of a parent during the September 11, 2001 terrorist attacks. The Browns worked directly with the New York City Fire and Police Departments to adopt one family from each of these departments and the only criterion was that the family have at least one minor child. The initial funding of this program consisted of contributions received from the players, coaches, executives and staff of the Cleveland Browns. Each donation was matched by late Cleveland Browns Owner and Chairman Al Lerner. Additional funding will be provided by the Cleveland Browns Foundation.

The team adopted the families of Police Officer Moira Smith and Firefighter Brian McAleese. The Browns will assist the family of Smith, consisting of her husband, James, and daughter, Patricia Mary (2) and the family of McAleese, consisting of his wife, Dawn, and their four children, Brianne (5), Jack (4), Liam (2), and Aidan (1) in the form of annual payments until the youngest child in each family turns 18. In addition to the financial pledge, the Browns will "adopt" the children by bringing them to games in Cleveland and having them join the team at one away game each year. Each trip

will be planned so the families can enjoy the city where the game is played in addition to interacting with the team. The Browns will also offer internships to the children, involve the families in holiday gift giving and maintain year-round contact.

"These are people who dedicated their lives to service to their communities, and they paid a very high price for that dedication on Sept. 11th," Lerner said at the time. "We wanted to show that we appreciate it and that they are not alone, and we would not ever let them be alone."

"The Cleveland Browns wanted to do something special indicating our desire to build relationships," said Browns President and CEO Carmen Policy. "We are the Smith's and McAleese's new extended family, and we hope to provide help by the way of love and interaction."

If you wish to contribute to the Cleveland Browns Hero Fund please make checks payable to: Cleveland Browns Foundation—Hero Fund, Attn: Mr. Doug Jacobs, Executive Vice President, Finance, Cleveland Browns, 76 Lou Groza Blvd., Berea, OH 44017.

All donations are tax deductible.



Jim Smith and NFL Commissioner Paul Tagliabue on draft day.



Jim Smith, flanked by Browns' draft day representatives Rich Long (left) and Brendan Rowe (right), was a guest of the club at the April 26-27 NFL Draft in New York City.



Judge George White
Director, Cleveland Browns Foundation

CLEVELAND BROWNS *foundation*

The Cleveland Browns Foundation was founded as the philanthropic arm of the Cleveland Browns to give back to the community that has so graciously supported the team throughout the years. The primary purpose of the Foundation is to help meet the needs of disadvantaged children throughout Northeast Ohio. The Foundation reaches thousands of children each year through numerous programs that address problems local youth face every day. The Foundation's goal is to both recognize the educational, cultural, social and financial problems kids face and to help cure, minimize, or prevent their occurrence. All donations to the Foundation are tax-deductible and support local youth through Foundation programming. To learn more about the Cleveland Browns Foundation, call (440) 891-5063.

GRANTS

Through its annual grants program, the Cleveland Browns Foundation supports local non-profit organizations that work with children throughout Northeast Ohio. The Foundation reaches thousands of children each year through partner agencies that receive Foundation grants. The Cleveland Browns Foundation supports programs in the areas of Arts & Culture, Career Development, Education and Health.

PROGRAMS

Dream Seats

Through its Dream Seats program, the Cleveland Browns Foundation strives to prevent substance abuse among Cleveland's youth. Local children who learn about the dangers of drug abuse and share the message with others can earn a Dream Seat at Cleveland Browns Stadium for a Browns game during the season. Since its creation, Dream Seats has rewarded over 5000 children for their commitment to avoid drugs, alcohol and tobacco.



Dream Seats participants earn seats to Cleveland Browns Stadium at every home game.



Dream Seats participants sign a pledge promising not to use drugs or alcohol.

Tickets for Kids

Season ticket holders who are unable to attend a Browns game can make a tax-deductible donation of their tickets to the Cleveland Browns Foundation. These tickets, which might otherwise go unused, are distributed to local non-profit agencies that work with children. In 2002, over 800 local children were introduced to the fun and excitement of Cleveland Browns football through the generous donations of season ticket holders.

Creating Executive Opportunities

Creating Executive Opportunities (CEO) helps high school juniors prepare for their futures by introducing them to various industries in Greater Cleveland. CEO scholars visit local businesses and meet the top executives who lead these companies. Students are encouraged to ask questions and seek advice about career and college decisions.



Tickets for Kids gives hundreds of children the opportunity to watch a Browns game at Cleveland Browns Stadium.



CEO students visited WKYC TV3.

EVENTS

The Foundation remains dedicated to the children and communities in Northeast Ohio and could not continue without the generous support from Browns fans. Would you like to get involved? Join the Cleveland Browns at the following events to raise money for the Foundation programs and grants that go to help disadvantaged children in Northeast Ohio.

Draft Day Party

Join the Browns each April to watch and discuss the NFL Draft. The day begins with a chance to meet current players and get an inside perspective on the upcoming season. Enjoy food, beverages, autographs and the chance to win exclusive Browns prizes throughout the day.

Golf Outing

Mark your calendars for June when the Cleveland Browns players, coaches, executives and alumni come out to support the Cleveland Browns Foundation Golf Outing presented by Ernst & Young. Each five some is paired with a Browns celebrity for a round of golf, food, conversation and fun. At the conclusion of the day, a reception and dinner allows guests to mingle with the Browns and provides them with opportunities to win exclusive raffle and auction prizes.

Cleveland Browns Touchdown Run

Come out to help kickoff the start of the football season each year with a 5k run, one-mile walk and festivities at Cleveland Browns Stadium. All fans are invited to enjoy lunch, participate in the best-dressed fan contests and interactive games, and socialize with Cleveland Browns alumni.

FOR MORE INFORMATION

All donations to the Cleveland Browns Foundation are tax-deductible and can be made payable to: Cleveland Browns Foundation, 1085 West 3rd Street, Cleveland, Ohio 44114. To learn more about these Browns events and other upcoming fundraisers, or to find out how you can participate in the Foundation's programs, log onto www.clevelandbrowns.com or call the Foundation at (440) 891-5063.

BROWNS IN THE COMMUNITY



The Browns and United Way build a playground for children in Cleveland.



Brant Boyer helps build a home for Habitat for Humanity.



Team Chevy member Tim Couch celebrates the holidays with children through the Shoes and Clothes for Kids Care Day.

The Cleveland Browns reached over 1.2 million students encompassing 2,500 schools during the 2002 season through educational programs created and supported by the Browns. The educational programs included: Giant Eagle Jr. Training Table, Outback Road Trip with the Browns, Rush for Reading and Shout Out from the Browns morning messages—to name a few. Through community enhancement programs, over 12,000 children, adults and volunteers from community organizations have participated in the Browns annual pre-season program including the Coach's Community Corner and sneak preview practices at Cleveland Browns Stadium.

The Browns also strive to promote and teach the game of football through a variety of youth football and coaching clinics. Over the years, thousands of children and youth football coaches have participated in an array of interactive football development programs.

Other partnerships with the Cleveland Browns include but are not limited to: American Red Cross, American Sickle Cell Anemia Association, Boys & Girls Clubs of Cleveland, City of Cleveland Recreation departments, Cleveland Clinic Foundation, Cleveland Foodbank, Cleveland Public Library, Dress for Success, Greater Cleveland Habitat for Humanity, Make-A-Wish, March of Dimes, MBNA Foundation, Ohio State Highway Patrol, ParkWorks, Providence House, Susan G. Komen Foundation and the United Black Fund in addition to an extensive relationship with the United Way. The Cleveland Browns are proud to partner with Giant Eagle for the Score for Hunger program, which provides hunger relief to many.

The Browns recognize the academic achievements of tomorrow's leaders by providing game day incentives for students in Northeast Ohio. Coach Davis' Academic Achievers program recognizes high school football players who excel both on and off the field. The selected Academic Achiever is invited to a Browns home game with the teacher of his choice who has had a significant impact on encouraging his educational achievements. Browns players also host game day programs in the local school system to offer incentives for our youngest fans. During the off-season, Browns players made over 200 appear-

ances and spent a considerable amount of time visiting local children's hospitals and speaking at several schools.

The 2003 season marks the 2nd annual Hats Off to Our Heroes program, which recognizes local heroes who contribute to the betterment of our community through their outstanding service to Northeast Ohio. The Browns will also accept applications for the 2003 Cleveland Browns Community Quarterback Award, which honors individuals who exemplify leadership, dedication and a commitment to improving their communities through volunteerism. Following the nomination process, a finalist will be chosen, will receive a \$10,000 contribution to their agency, and will go on to compete for the 2003 NFL Community Quarterback Award.

To learn more about these and other Browns community relations endeavors, please visit www.clevelandbrowns.com for additional information, current stories and photos.



Kenard Lang and local firemen spend time with children at a local hospital.



Players join local heroes through the Browns Hats Off to Our Heroes program.



Browns Backers Worldwide (BBW), the official worldwide fan club of the Cleveland Browns, is considered to be the largest organized fan club in all of professional sports with over 265 BBW Clubs encompassing over 32,000 worldwide members.

Browns Backers Worldwide exists as a non-profit organization to actively support and positively promote the Cleveland Browns. Browns Backers Clubs organize various activities and events to represent and cheer on the Browns including game day gatherings, parades and golf outings. During the 2002 season, clubs raised over \$110,000 for local and national charities and the Cleveland Browns Foundation.


Official BBW Members receive exclusive benefits, opportunities and the most up-to-date information on Cleveland Browns including:

- Special Browns Backers Ticket Offers
- Invitation to the Cleveland Browns Draft Day Party
- Browns Backers Saturday Night Pep Rallies at the Gridiron Square
- 10% discount at the Team Shop at Gridiron Square
- Browns Backers Worldwide Day at Training Camp
- Browns Backers Worldwide Membership Card
- Browns Backers Exclusive Merchandise Offers

For more information on the Browns Backers Worldwide, please visit www.brownsbackers.com, or contact the BBW Coordinator at 440.891.5153.



The Tidewater Browns Backers of Virginia Beach pose for a photo outside of Tango's, the club's meeting location.





OL CHAD BEASLEY 68

YEAR W/ BROWNS: 2ND

BIRTHDATE: NOV. 13, 1978

YEAR IN NFL: 2ND

ACQUIRED: FA - '02

HEIGHT: 6-5

COLLEGE: VIRGINIA TECH

WEIGHT: 300

GAMES PLAYED/STARTED: 2002 (0/0, 0/0).

CAREER GAMES: 0 games, 0 starts.

POSTSEASON GAMES: 0 games, 0 starts.

CAREER TRANSACTIONS: Selected by Minnesota in the seventh round, 218th overall, in the 2002 NFL Draft...Waived by Minnesota on Aug. 27, 2002...Signed by Minnesota to the practice squad on Sept. 4, 2002...Signed by Cleveland to the active roster on Oct. 1, 2002.

SEASONAL REVIEWS

2002: In his rookie season was listed as inactive for the final 12 games of the regular season after joining the Browns on Oct. 2...Spent the first four weeks of the season on the Minnesota Vikings' practice squad...Played defensive tackle in college and was converted to offensive tackle by the Browns.

COLLEGE: Two-year starter at Virginia Tech...Started in 24 games and played in 44 career games with 182 tackles, 6 sacks and 21 tackles for loss...All-Big East Conference second team choice both his junior and senior seasons...In his senior year started in all 11 games at weakside defensive tackle and finished with 57 tackles, 26 solo, 2 sacks, 4 tackles for loss, 2 PBU, 3 QB hurries, 1 forced fumble and 1 fumble recovery...Closed out his collegiate career with 3 tackles in the Gator Bowl vs. Florida State...His junior year started 10 games at weakside defensive tackle and recorded a career-high 58 tackles with 1 sack and 8 tackles for loss...In his sophomore year played in every game with 3 starts and finished with 39 tackles, 2 sacks, 6 tackles for loss, 1 PBU and 3 QB hurries...In his freshman year played in every game as a reserve defensive tackle and posted 7 tackles and his first career sack vs. Pittsburgh...Intercepted his first pass at Boston College...Redshirted as a freshman in 1997.

PERSONAL: Earned all-state honors at Gate City (Va.) High School playing offensive and defensive line...Father, Tom, starred at Virginia Tech before going on to play nine seasons in the NFL, including a pair of Super Bowl championship teams with the Pittsburgh Steelers (1978-83) and then finished his career with Washington (1984-86)...Sister, Kerri, was a member of the Virginia Tech volleyball team...Brother, Jared, plays football at Emory & Henry...Human Services major...Earned his bachelor's degree following fall semester 2001.

FUN FACTS

- Played defensive end at Virginia Tech and was converted to offensive tackle with the Browns.
- Father, Tom, played nine seasons in the NFL, including a pair of Super Bowl championship teams with the Pittsburgh Steelers (1978-83) and finished his career with Washington (1984-86).



LB KEVIN BENTLEY 59

YEAR W/ BROWNS: 2ND

BIRTHDATE: DEC. 29, 1979

YEAR IN NFL: 2ND

ACQUIRED: D (4A) - '02

HEIGHT: 6-1

COLLEGE: NORTHWESTERN

WEIGHT: 245

GAMES PLAYED/STARTED: 2002 (12/0, 1/0).

CAREER GAMES: 12 games, 0 starts.

POSTSEASON GAMES: 1 game, 0 starts.

CAREER TRANSACTIONS: Selected by the Cleveland Browns in the fourth round, 101st overall, in the 2002 NFL Draft.

CAREER HIGHLIGHTS: Recorded a career-high 6 tackles at Pittsburgh on Sept. 29, 2002.

SEASONAL REVIEWS

2002: In his rookie season appeared in 12 games at weakside linebacker with 28 tackles, including 20 solo, 1 tackle for loss and also posted 9 special teams tackles despite missing four games with a broken hand...Was a key contributor on special teams as his 9 special teams tackles ranked 7th on the club and 1 blocked punt...Established a career-high 6 tackles, including 3 solo, at Pittsburgh on Sept. 29 and 1 blocked punt...Also added 3 tackles and 1 PBU vs. Pittsburgh on Nov. 3 and suffered a broken hand in the 2nd quarter and returned to action...Was listed as inactive with the hand injury for the next four games at Cincinnati on Nov. 17, at New Orleans on Nov. 24, vs. Carolina on Dec. 1 and at Jacksonville on Dec. 8...**Game 1 vs. Kansas City 9/8:** In his NFL debut played on special teams with 2 tackles...**Game 2 vs. Cincinnati 9/15:** Played weakside linebacker with 1 solo tackle...Part of a defensive effort that limited Cincinnati to only 7 points and forced 3 turnovers and 5 sacks...Also played on special teams with 1 solo tackle...**Game 3 at Tennessee 9/22:** Played weakside linebacker and recorded 3 solo tackles...Part of a defensive effort that allowed Tennessee only 187 net yards of offense, the fewest the club has allowed since 1994 (182, vs. Houston 11/27/94)...Also played on special teams...**Game 4 at Pittsburgh 9/29:** Played weakside linebacker and recorded a career-high 6 tackles, including 3 solo...Part of a defensive unit that limited Pittsburgh to 93 net yards rushing...Played special teams and blocked a punt in the 3rd quarter on Steelers P Josh Miller at the Pittsburgh 48-yard line and was recovered at the Pittsburgh 41-yard line for the Browns possession and 7 plays later, RB Jamel White scored on a 4-yard TD run to give the Browns the 13-7 lead...His blocked punt was the first Browns blocked punt since 1999 (James Williams, vs. Cincinnati 10/10/99)...**Game 5 vs. Baltimore 10/6:** Played weakside linebacker and recorded 2 solo tackles...Also played on special teams with 1 tackle...**Game 6 at Tampa Bay 10/13:** Played weakside linebacker with 3 solo tackles...Also played on special teams with 1 tackle...**Game 7 vs. Houston 10/20:** Played weakside linebacker with 4 tackles, including 3 solo, 1 tackle for loss and 1 fumble recovered...Late in the 4th quarter recovered a fumble on a sack by DE Mark Word on Texans QB David Carr and recovered at the Houston 4-yard line and two plays later RB Jamel White scored on a 2-yard TD run...Part of a defensive effort that recorded 8 sacks and 1 forced fumble...Also played on special teams...**Game 8 at N.Y. Jets 10/27:** Played weakside linebacker with 2 solo tackles and 1 forced fumble...Part of a defense that limited the N.Y. Jets to 241 net yards of offense, including only 2 net yards of offense in the 3rd quarter, and forced 3 turnovers...Also played on special teams with 1 tackle...**Game 9 vs. Pittsburgh 11/3:** Played weakside linebacker and recorded 3 tackles, including 2 solo and 1 PBU...Left the game briefly in the 2nd quarter with an injury (hand/elbow) and returned in the 2nd half...Also played on special

FUN FACTS

- Recipient of the 2002 Maurice Bassett Award, given annually by the Cleveland chapter of the PFWA to the top Browns rookie at the conclusion of training camp.

KEVIN BENTLEY CONTINUED...

teams with 1 tackle...**Game 10 at Cincinnati 11/17:** Inactive due to injury (hand)...**Game 11 at New Orleans 11/24:** Inactive due to injury (hand)...**Game 12 vs. Carolina 12/1:** Inactive due to injury (hand)...**Game 13 at Jacksonville 12/8:** Inactive due to injury (hand)...**Game 14 vs. Indianapolis 12/15:** Played on special teams...**Game 15 at Baltimore 12/22:** Played on special teams...**Game 16 vs. Atlanta 12/29:** Played weakside linebacker with 4 tackles, including 2 solo...Also played on special teams with 1 tackle...**AFC Wild Card Game at Pittsburgh 1/5:** Played weakside linebacker with 4 solo tackles...Also played on special teams.

COLLEGE: Three-year starter who recorded 390 tackles, 151 solos, with 6 sacks and 33 tackles for loss during his career at Northwestern...Started 33-of-45 career games...His senior year in 2001 named All-Big Ten Conference second team selection...Manned the strongside outside linebacker position and led the team with 147 tackles, 82 solos...Had a 6-yard sack and 12 tackles for loss...Recovered 3 fumbles for 45 yards in returns and 1 forced fumble...Added 2 PBU and 1 quarterback pressure...As a junior in 2000 named All-Big Ten Conference honorable mention...Started every game, except vs. Illinois...Made 86 tackles, 53 solos, with 3 sacks for 21 yards and 11 tackles for loss, 3 PBU and 2 forced fumbles...His sophomore year in 1999 was second team All-Big Ten Conference choice...Started every game, recording a career-high 148 tackles, 91 solos, with 2 sacks for 20 yards and 10 tackles for loss, 2 interceptions for 40 yards, 3 PBU, 2 forced fumbles and 1 recovered fumble...As a freshman in 1998 played mostly on special teams, recording 9 tackles, 5 solos, with 1 tackle for loss and 1 PBU.

PERSONAL: Named SuperPrep Top 100 in the Far West region at Montclair (Calif.) High School...*Los Angeles Times* All-Valley selection and team captain his last two seasons...In his junior and senior years, he recorded 220 tackles, 6 fumble recoveries and 1 interception as a linebacker...As a fullback, he rushed for 1,000 yards, scored 22 TDs and caught 40 balls for 600 yards and 10 TDs...Montclair Prep advanced to the state playoffs each of those two seasons...Was a two-sport letter winner in football and basketball...Member of the 10th and 11th grade honor society...Scholar-Athlete of the Year...Communication studies major...Son of Sylvia Bentley...Born Kevin Kinte Bentley on Dec. 29, 1979...Donates his time in the Cleveland community and has volunteered with the Make-A-Wish Foundation.

BENTLEY'S SINGLE-GAME CAREER HIGHS

TACKLES: 6 at Pittsburgh 9/29/02

PBU: 1 vs. Pittsburgh 11/3/02

FUMBLE RECOVERED: 1 vs. Houston 10/20/02

BLOCKED PUNTS: 1 at Pittsburgh 9/29/02

BENTLEY'S CAREER DEFENSIVE STATISTICS

YEAR	TACKLES			SACKS NO./YDS.	INT'S NO./YDS.	PBU	FUMBLEREC./FOR.	ST TACKLES
	TOTAL	SOLO	ASST.					
2002 (Cle.)	28	21	7	0/0	0/0	1	1/1	9
CAREER	28	21	7	0/0	0/0	1	1/1	9

BENTLEY'S CAREER POSTSEASON DEFENSIVE STATISTICS

YEAR	TACKLES			SACKS NO./YDS.	INT'S NO./YDS.	PBU	FUMBLEREC./FOR.	ST TACKLES
	TOTAL	SOLO	ASST.					
2002 (Cle.)	4	4	0	0/0	0/0	0	0/0	0
CAREER	4	4	0	0/0	0/0	0	0/0	0

KEVIN BENTLEY CONTINUED...

BENTLEY'S 2002 GAME-BY-GAME DEFENSIVE STATISTICS

DATE	OPP.	TACKLES			SACKS		INT'S	FUMBLES		TFL
		TOTAL	SOLO	ASST.	NO./YDS.	NO./YDS.	PBU	REC./FOR.		
9/8	K.C.	0	0	0	0/0	0/0	0	0/0	0	
9/15	Cin.	1	1	0	0/0	0/0	0	0/0	0	
9/22	@ Ten.	3	3	0	0/0	0/0	0	0/0	0	
9/29	@ Pitt.	6	3	3	0/0	0/0	0	0/0	0	
10/6	Balt.	2	2	0	0/0	0/0	0	0/0	0	
10/13	@ T.B.	3	3	0	0/0	0/0	0	0/0	0	
10/20	Hou.	4	3	1	0/0	0/0	0	1/0	1	
10/27	@ NYJ	2	2	0	0/0	0/0	0	0/1	0	
11/3	Pitt.	3	2	1	0/0	0/0	1	0/0	0	
11/17	@ Cin.	Inactive (hand)								
11/24	@ N.O.	Inactive (hand)								
12/1	Car.	Inactive (hand)								
12/8	@ Jack.	Inactive (hand)								
12/15	Ind.	0	0	0	0/0	0/0	0	0/0	0	
12/22	@ Balt.	0	0	0	0/0	0/0	0	0/0	0	
12/29	Atl.	4	2	2	0/0	0/0	0	0/0	0	
TOTALS	12 GM	28	21	7	0/0	0/0	1	1/1	1	

BENTLEY'S 2002 POSTSEASON GAME-BY-GAME DEFENSIVE STATISTICS

DATE	OPP.	TACKLES			SACKS		INT'S	FUMBLES		TFL
		TOTAL	SOLO	ASST.	NO./YDS.	NO./YDS.	PBU	REC./FOR.		
1/5	@ Pitt.	4	4	0	0/0	0/0	0	0/0	0	
TOTALS	1 GM	4	4	0	0/0	0/0	0	0/0	0	



DL MICHAEL BOIREAU 62

YEAR W/ BROWNS: **1ST**

BIRTHDATE: **JULY 24, 1978**

YEAR IN NFL: **3RD**

ACQUIRED: **FA - '03**

HEIGHT: **6-4**

COLLEGE: **MIAMI (FLA.)**

WEIGHT: **280**

GAMES PLAYED/STARTED: 2000 (0/0); 2001 (0/0); 2002 (0/0).

CAREER GAMES: 0 games, 0 starts.

CAREER TRANSACTIONS: Originally drafted by Minnesota as a second round selection (56th overall) in the 2000 NFL Draft...Waived by Minnesota on Feb. 21, 2002...Signed by Cleveland as a free agent on Feb. 10, 2003.

SEASONAL REVIEWS

2002: Waived by Minnesota on Feb. 21...Played for Ottawa in the Canadian Football League and totaled 20 tackles and 3 sacks.

2001: Placed on Reserve Non-Football Illness (eye) on July 30, 2001.

2000: Began his rookie season with the Minnesota Vikings as inactive for the first four regular season games before being placed on Injured Reserve on Oct. 4.

COLLEGE: First junior college transfer to start at the University of Miami since punter Jeff Feagles in 1985...Invited to play in Hula Bowl, East-West Shrine Game and Florida Citrus All-Star Gridiron

MICHAEL BOIREAU CONTINUED...

Classic following his senior season...Spent two seasons at Northeast Mississippi Junior College before transferring to Miami...In his senior year at Miami started all 12 games and ranked 1st among defensive linemen with 62 tackles, including 29 solo...Also notched 7 tackles for loss, 3.5 sacks, 1 PBU and a team-high 30 quarterback pressures...His junior year appeared in nine games and started three with 21 total tackles and tied for the team lead with 13 quarterback pressures...In 1997 was named to PrepStar's Top 100 Junior College players list following his second season at Northeast Mississippi...Named team's Most Valuable Defensive Lineman and served as a team captain as a sophomore...Notched 109 tackles, 65 solo, 8.5 sacks, 7 forced fumbles and 4 recovered fumbles.

PERSONAL: Born on July 24, 1978...Was a second-team All-State selection as a senior at North Miami Beach High and a first-team all-district choice...Business management major at Miami... Married wife Vitavia on Sept. 3, 1999, the day before Miami played Florida A&M in the Hurricanes' home opener...Couple have a daughter, Mikala.



QB JOSH BOOTY 12

YEAR W/ BROWNS: 3RD

BIRTHDATE: APRIL 29, 1975

YEAR IN NFL: 3RD

ACQUIRED: W (SEA.) - '01

HEIGHT: 6-2

COLLEGE: LOUISIANA STATE

WEIGHT: 221

GAMES PLAYED/STARTED: 2001 (0/0); 2002 (0/0).

CAREER GAMES: 0 games, 0 starts.

POSTSEASON GAMES: 0 games, 0 starts.

CAREER TRANSACTIONS: Originally selected by the Seattle Seahawks as a sixth round draft choice, 172nd overall, in the 2001 NFL Draft...Waived by Seattle on Sept. 2, 2001...Claimed by the Cleveland Browns via waivers on Sept. 3, 2001.

SEASONAL REVIEWS

2002: In his second season with the Browns was inactive as the third QB for 12 regular season games and was active but did not play in four contests...Backup QB behind Kelly Holcomb vs. Kansas City on Sept. 8 and backup to Tim Couch for three games (at Tampa Bay on Oct. 13, vs. Houston on Oct. 20 and at N.Y. Jets on Oct. 27)...Was inactive for the AFC Wild Card Game.

2001: Inactive for all 16 regular-season games as the third QB behind starter Tim Couch and backup Kelly Holcomb.

COLLEGE: Played in 20 regular-season games during his two-year career, starting 17 contests... Finished sixth on Louisiana State's career-record list with 307 completions in 623 attempts for 3,951 yards and seventh with 24 TDs...As a senior, named All-Southeastern Conference first team selection, becoming the first LSU quarterback to earn that honor since 1989...Played in 10 games, starting nine and connected on 145-of-290 passes for 2,121 yards (seventh-best season total in school history) and 17 TDs (fourth-highest total in LSU history), while averaging 212.1 yards per game in total

FUN FACTS

- Was the starting shortstop for the USA Junior Olympic National Team (silver medalist) and also played five seasons in the Florida Marlins' organization (1994-98), including 13 games with the major league club (1998).
- Parade National Player of the Year and *USA Today* Offensive Player of the Year in 1993 after setting a national prep record for most passing yards with 11,700 and most touchdowns with 126 while at Evangel Academy (Shreveport, La.).

JOSH BOOTY CONTINUED...

offense...Passed for a career-high 291 yards on 12-of-15 passing, including 2 TDs vs. Western Carolina...As a junior, appeared in 10 games, starting eight in his first year with the Tigers and completed 162-of-333 attempts for 1,830 yards and 7 TDs...Completed 22-of-38 passes vs. Ole Miss for 256 yards and 3 TDs, including a pair of 27-yard scores to his brother, Abram.

PERSONAL: Parade National Player of the Year and *USA Today* Offensive Player of the Year in 1993 after setting a national prep record for most passing yards with 11,700 and most touchdowns with 126 while at Evangel Academy (Shreveport, La.)...Also set a national record for most passing attempts in a career with 1,400...As a senior in 1993, he completed 175-of-334 passes for 3,054 yards and 43 TDs...Led Evangel to Class A State Championship and was Class A Offensive Player of the Year in 1993...Passing record broke that of Chad Davis of San Diego (9,932 yards)...All-district quarterback for four seasons; district MVP quarterback during sophomore, junior and senior seasons; All-state quarterback and MVP in his junior and senior seasons...Was a four-time all-district and all-state choice in baseball as a shortstop...Was the starting shortstop for the USA Junior Olympic National Team (silver medallist)...Played five seasons in the Florida Marlins' organization, including 13 games with the major league club...Was the fifth overall pick by the Marlins in the 1994 major league draft...Was the team's starting third baseman to open the 1998 season as Bobby Bonilla recovered from an injury...Final major league statistics: 13 games, 26 at bats, 3 runs, 7 hits, 4 RBI, 1 double, 4 walks and 9 strikeouts.

**FB R.J. BOWERS 34**YEAR W/ BROWNS: **2ND**BIRTHDATE: **FEB. 10, 1974**YEAR IN NFL: **3RD**ACQUIRED: **FA - '02**HEIGHT: **6-0**COLLEGE: **GROVE CITY (PA.)**WEIGHT: **250****GAMES PLAYED/STARTED:** 2001 (3/0); 2002 (4/0).**CAREER GAMES:** 7 games, 0 starts.**POSTSEASON GAMES:** 0 games, 0 starts.

CAREER TRANSACTIONS: Signed by Carolina as an undrafted rookie free agent on April 27, 2001...Waived by Carolina on Aug. 28, 2001...Signed by Pittsburgh to the practice squad on Sept. 3, 2001...Signed by Pittsburgh to the active roster on Dec. 21, 2001...Waived by Pittsburgh on Aug. 27, 2002...Claimed via waivers by Cleveland on Aug. 28, 2002...Waived by Cleveland on Oct. 2, 2002...Signed by Cleveland to the practice squad on Oct. 2, 2002...Signed by Cleveland to the active roster on Nov. 19, 2002...Waived by Cleveland on Nov. 26, 2002...Signed by Cleveland as a free agent on Nov. 27, 2002.

SEASONAL REVIEWS

2002: In his first season with the Browns appeared in four games mainly on special teams and reserve H-back...Opened the season on the active roster before joining the practice squad for six weeks and concluded the season with being inactive for the final five weeks of the regular season...Spent the first four weeks on the active roster and made his Browns debut at H-back and on special teams vs. Kansas City on Sept.

FUN FACTS

- Holds eight NCAA records for all divisions and 11 Division III records at Grove City College (Pa.) and ranks as college football's all-time leader with 7,353 rushing yards, 562 points, 91 rushing TDs, 35 100-yard rushing contests, 16 200-yard rushing contests and a streak of 32 consecutive 100-yard rushing games.
- Played six years of professional baseball, including five in the Houston Astros organization (1992-96).

R. J. BOWERS CONTINUED...

8 and also made 1 special teams tackle vs. Cincinnati on Sept. 15...Listed as inactive at Tennessee on Sept. 22...Added 1 special teams tackle at Pittsburgh on Sept. 29...Waived by the Browns on Oct. 2 and signed to the practice squad where he spent the next six weeks of the regular season...Signed to the active roster on Nov. 19 and played on special teams at New Orleans on Nov. 24...Waived by Cleveland on Nov. 26 and signed again the following day... Listed as inactive the final five weeks of the regular season and for the AFC Wild Card Game at Pittsburgh.

2001: Began the year with Carolina in training camp and was waived by the Panthers on Aug. 28...Signed by Pittsburgh to the practice squad and spent the first 13 weeks of the regular season on the practice squad before joining the active roster on Dec. 21...Proved to be a valuable backup when injuries befell the Steelers' running back position...Played in three games and was inactive for the Steelers' two postseason contests...Wasted little time seeing active duty vs. Detroit on Dec. 23 and rushed 7 times for 17 yards, including a long run of 9 yards... Saw his most extensive action of the season vs. Cleveland on Jan. 6 due to injuries to Jerome Bettis and Chris Fuamatu-Ma'afala and scored his first pro TD on a 21-yard burst in the fourth quarter...Finished with 67 yards and 1 TD on 11 carries for a 6.1-yard average and had 1 reception for no gain.

COLLEGE: Holds eight NCAA records for all divisions and 11 Division III records...Ranks as college football's all-time leader with 7,353 rushing yards, 562 points, 92 TDs, 91 rushing TDs, 35 100-yard rushing contests, 16 200-yard rushing contests and a streak of 32 consecutive 100-yard rushing games...Ranks second in NCAA history in career all-purpose yards with 9,253 yards, 48 yards shy of the record (9,301) set by Emporia State's Brian Shay...Voted Division III Player of the Year as senior in 2000...Named to the Associated Press Little All-America Team three consecutive seasons... Voted to the American Football Coaches Association's Division III All-America Team in 1999 and 2000...Won Presidents' Athletic Conference MVP three consecutive seasons...Rushed for 1,733 yards as a senior in 2000...Gained 2,098 yards and scored 25 TDs as a junior in 1999...Rushed for 2,283 yards and a Division III record 34 TDs as a sophomore in 1998...Scored a Division III record 206 points...Gained 1,298 yards as a freshman in 1997...Helped team win first conference title... Majored in business management.

PERSONAL: Played six years of professional baseball, including five in the Houston Astros organization...Selected by the Houston Astros in the 11th round of the 1992 draft... Released by the Astros in April of 1997...Signed by independent Madison of the Northern League in May 1997... Attended West Middlesex (Pa.) High School...Lives in West Middlesex with his wife, Erin, and son Jaden Ray (4/24/02)...Full name: Raymond Keith Bowers, Jr...Born in Honolulu, Hawaii.

BOWERS' SINGLE-GAME CAREER HIGHS

RUSHING ATTEMPTS: 11 vs. Cleveland 1/6/02

RUSHING YARDS: 67 vs. Cleveland 1/6/02

LONG RUSH: 21t vs. Cleveland 1/6/02

RUSHING TDS: 1 vs. Cleveland 1/6/02

RECEPTIONS: 1 vs. Cleveland 1/6/02

BOWERS' OFFENSIVE STATISTICS

DATE	RUSHING					RECEIVING					ST
	NO.	YDS.	AVG.	LG.	TD	NO.	YDS.	AVG.	LG.	TD	TACKLES
2001 (Pitt.)	18	84	4.7	21t	1	1	0	0.0	0	0	0
2002 (Cle.)	0	0	0.0	0	0	0	0	0.0	0	0	2
CAREER	18	84	4.7	21T	1	1	0	0.0	0	0	2



LB BRANT BOYER 52

YEAR W/ BROWNS: **3RD**

YEAR IN NFL: **10TH**

HEIGHT: **6-1**

WEIGHT: **240**

BIRTHDATE: **JUNE 27, 1971**

ACQUIRED: **UFA (JAC.) - '01**

COLLEGE: **ARIZONA**

GAMES PLAYED/STARTED: 1994 (14/0, 2/0); 1995 (2/0); 1996 (12/0, 3/1); 1997 (16/2, 1/0); 1998 (11/0); 1999 (16/0, 2/1); 2000 (12/5); 2001 (16/2); 2002 (16/1, 1/0).

CAREER GAMES: 115 games, 10 starts.

POSTSEASON GAMES: 9 games, 2 starts.

CAREER TRANSACTIONS: Originally selected in the sixth round, 177th pick overall, by the Miami Dolphins in the 1994 NFL Draft...Waived by Miami on Sept. 21, 1994...Signed to Miami's practice squad on Sept. 22, 1994...Signed by Miami to active roster on Oct. 5, 1994...Selected by the Jacksonville Jaguars as their 22nd selection (43rd overall) in the 1995 Expansion Draft on Feb. 15, 1995...Waived by Jacksonville on Aug. 27, 1995...Signed by Jacksonville as a free agent on Dec. 13, 1995...Waived by Jacksonville on Aug. 25, 1996...Signed by Jacksonville as a free agent on Sept. 24, 1996...Waived by Jacksonville on Sept. 25, 1996...Signed by Jacksonville as a free agent on Sept. 27, 1996...Signed by Jacksonville as a free agent on March 31, 1997...Signed by Jacksonville as an unrestricted free agent on March 12, 1999...Signed by the Cleveland Browns as an unrestricted free agent on March 12, 2001.

FUN FACTS

- Voted by his Browns' teammates as the 2002 Unsung Hero Award recipient.
- In 1997 with Jacksonville was named the special teams player on *USA Today's* "All-Joe" team that honored the league's top unsung players.

CAREER HIGHLIGHTS: Had a career-high 80 tackles, 2 interceptions and 26 special teams tackles for Cleveland in 2001...Established a career-high 13 tackles vs. Pittsburgh on Nov. 11, 2001...Led Browns in special teams tackles the last two seasons with 26 in 2001 and 33 in 2002...Has 162 special teams tackles in nine NFL seasons.

SEASONAL REVIEWS

2002: In his second year with the Browns appeared in all 16 regular season games, including one start, as linebacker in the nickel defensive package and totaled 46 tackles, including 28 solo, 1 tackle for loss, 3 sacks for 20 yards, 1 interception and 1 PBU...Named special teams captain and for the second consecutive season led the club with 33 special teams tackles...Played in his 100th career game in the season opener vs. Kansas City...Had a season-high 9 tackles vs. Cincinnati on Sept. 15 and matched the total vs. Houston on Oct. 20...Started at Cincinnati on Nov. 17 as the Browns opened in the nickel defensive package...Recorded 1 sack for 3 yards vs. Cincinnati on Sept. 15, 1 sack for 9 yards vs. Houston on Oct. 20 and 1 sack for 8 yards at Baltimore on Dec. 22...Voted by his teammates as the recipient of the Unsung Hero Award...**Game 1 vs. Kansas City 9/8:** Played linebacker in the nickel defensive package and recorded 7 tackles, including 4 solo...Played in his 100th career game...Also played on special teams with 2 solo tackles...**Game 2 vs. Cincinnati 9/15:** Played linebacker in the nickel defensive package and ranked 3rd on the team with 9 tackles, including 6 solo, 1 sack for 3 yards and 1 interception for 1 yard...Recorded a sack in the 2nd quarter on Bengals QB Gus Frerotte for a 3-yard loss on a 2nd and 7 play to force a 3rd and long situation...Recorded his 5th career interception in the 4th quarter on a pass from Bengals QB Frerotte intended for WR Chad Johnson at the Bengals 30-yard line and returned one yard to the 29-yard line which resulted in a 45-yard K Phil Dawson FG and a Browns 20-0 lead...Part of a defensive effort that limited Cincinnati to only 7 points and forced 3 turnovers and 5 sacks...Also played on special teams with 1 tackle...**Game 3 at Tennessee 9/22:** Played linebacker

in the nickel defensive package...Left the game in the 2nd quarter with a leg injury and did not return...Added 1 special teams tackle...**Game 4 at Pittsburgh 9/29:** Played on special teams with 1 solo tackle...**Game 5 vs. Baltimore 10/6:** Played linebacker in the nickel defensive package and recorded 2 tackles, including 1 solo...Also played on special teams with 1 tackle...**Game 6 at Tampa Bay 10/13:** Played linebacker in the nickel defensive package and had 3 tackles including 1 solo...Also played on special teams and led the club with 4 special teams tackles...**Game 7 vs. Houston 10/20:** Played linebacker in the nickel defensive package and led the club with 9 tackles, including 7 solo tackles, 1 tackle for loss, 1 sack for 9 yards and 1 PBU...Recorded a sack in the 1st quarter with a 9-yard loss on Texans QB David Carr to force a 4th and 14 punting situation...Part of a defensive effort that recorded 8 sacks and 1 forced fumble...Also played on special teams with 2 solo tackles...**Game 8 at N.Y. Jets 10/27:** Played linebacker in the nickel defensive package with 2 solo tackles...Part of a defense that limited the N.Y. Jets to 241 net yards of offense, including only 2 net yards of offense in the 3rd quarter, and forced 3 turnovers...Also played on special teams with 4 tackles...**Game 9 vs. Pittsburgh 11/3:** Played linebacker in the nickel defensive package with 4 tackles, including 2 solo...Also played special teams with 1 tackle...**Game 10 at Cincinnati 11/17:** Started at middle linebacker as the Browns opened in the nickel defensive package and recorded 2 tackles, including 1 solo...Part of a defensive effort that limited the Bengals to 102 net yards rushing...Also played on special teams with 3 tackles...**Game 11 at New Orleans 11/24:** Played linebacker in the nickel defensive package with 2 solo tackles...Part of a defensive effort that limited the Saints to 74 yards rushing, forced 5 defensive turnovers (3 INT, 2 fumbles) and limited the Saints to only 12 points (1 TD, 2 FG) on six opportunities in the red zone...Also played on special teams with 2 tackles...**Game 12 vs. Carolina 12/1:** Played linebacker in the nickel defensive package...Part of a defensive effort that limited the Panthers to 89 net yards passing and 234 total net yards...Also played special teams with 1 tackle...**Game 13 at Jacksonville 12/8:** Played linebacker in the nickel defensive package with 1 solo tackle...Part of a defensive effort that limited the Jaguars to 211 net yards of offense including 54 net yards passing...Also played on special teams with 1 tackle...**Game 14 vs. Indianapolis 12/15:** Played linebacker in the nickel defensive package with 1 tackle...Added a team high 4 special teams tackles...**Game 15 at Baltimore 12/22:** Played linebacker in the nickel defensive package with 2 solo tackles and 1 sack for 8 yards...Recorded his 3rd sack of the year in the 2nd quarter with an 8-yard sack of Ravens QB Jeff Blake to force a 2nd and 18 situation...Part of a defensive effort that limited Baltimore to 275 net yards of offense, including 129 net yards passing...Also played on special teams with 4 tackles...**Game 16 vs. Atlanta 12/29:** Played linebacker in the nickel defensive package with 2 tackles and 1 QB pressure...Part of a defensive effort that limited Atlanta to 104 net yards rushing...Also played on special teams with 1 tackle...**AFC Wild Card Game at Pittsburgh 1/5:** Played linebacker in the nickel defensive package and ranked second on the club with 6 tackles, including 5 solo...Also played on special teams with 2 solo tackles.

2001: In his first season with the Browns was a key contributor at middle linebacker in the nickel defensive package and on special teams...Appeared in all 16 regular-season games, including two starts at middle linebacker...Established a career-high 80 tackles, 57 solos, and led the club with 26 special teams tackles...Also added 2 interceptions, 4 PBU...His 80 tackles ranked sixth on the club...Filled in for starting middle linebacker Wali Rainer in the second half at Chicago on Nov. 4 and added 4 solo tackles and his first interception of the year with an 8-yard return...Started at middle linebacker replacing Wali Rainer (ankle) and established a career-high 13 tackles vs. Pittsburgh on Nov. 11...Played nickel linebacker vs. Cincinnati on Nov. 25 with 3 tackles and 1 interception for 4 yards as the Browns defense posted an 18-0 shutout win over the Bengals...Started at linebacker at New England on Dec. 9 with 6 tackles, 1 tackle for loss and 1 PBU.

2000: Played 12 games and started the final 5 games of the season for the Jaguars...Totaled 45 tackles, 13 special teams tackles, 3.5 sacks and 1 interception...Saw most extensive action of season on defense and led team with 7 tackles, 4 solos, 1 sack and 1 quarterback pressure at Pittsburgh on Nov. 19...Made first start of season at linebacker in nickel defense and tied for team

BRANT BOYER CONTINUED...

lead with 9 tackles, 5 solos while serving as special teams captain vs. Tennessee on Nov. 26... Started at linebacker in nickel formation making 4 tackles, 2 sacks and 1 interception while serving as special teams captain vs. Arizona on Dec. 10...Game marked his second multi-sack game of career...Started at linebacker in nickel defense and finished second on team with 7 tackles, 2 solos and 1 PBU at Cincinnati on Dec. 17...Made fifth straight start at linebacker in nickel defense at New York Giants on Dec. 23...Recorded game-high 12 tackles on defense, 6 solos while serving as special teams captain...Missed three games with a groin injury vs. Cincinnati on Sept. 17, at Indianapolis on Sept. 25 and vs. Pittsburgh on Oct. 1...Dressed but did not play vs. Baltimore on Oct. 8.

1999: Played in 16 games...Registered 43 tackles, 23 solos and 4 sacks...Led team with 21 special teams tackles and had 1 forced fumble...Led or shared lead in special teams tackles in four games...Earned special teams game ball vs. Cleveland on Oct. 17 for his team-leading 4 special teams tackles and first career forced fumble...Turned in first 2-sack game of career at Atlanta on Nov. 7...Made first career interception off Brian Griese vs. Denver on Dec. 13...Shared team lead with 11 tackles and got his fourth sack of the season at Cleveland on Dec. 19...Played in both play-off games for the Jaguars with one start...Started in nickel defense vs. Miami on Jan. 15, making 4 tackles of defense and 1 special teams tackle...Backup to Kevin Hardy in AFC Championship Game vs. Tennessee on Jan. 23.

1998: Missed the final five weeks of the season on injured reserve with a neck injury...Played in 11 games making 26 tackles, 11 solos, 1 sack, 1 PBU and 1 quarterback pressure...Made 19 special teams tackles, just one behind team leader Zack Crockett, even though missing the final five games...Saw action in situational defenses in every game he played.

1997: Played in all 16 games with two starts...Led team with 25 special teams tackles...Named the special teams player on *USA Today's* "All-Joe" team that honored the league's top unsung players...Made the first sack of his career vs. Pittsburgh on Sept. 22...First regular-season start of his career at linebacker in nickel defense vs. Baltimore on Nov. 30, finishing with 7 tackles, 4 solos... Also led team with season-high 4 special teams tackles.

1996: Played in 12 games...Finished season with 7 tackles on defense, including 3 solos...Led team with 16 special teams tackles despite missing four games...Led team in the postseason with 7 special teams tackles in three games.

1995: In his first season with Jacksonville, played in final two games on special teams after signing as a free agent...Made 1 special teams tackle.

1994: In his rookie season with Miami, played in 14 games, primarily on special teams...Spent two weeks on Dolphins' practice squad...Ranked sixth on team with 8 special teams tackles and had 2 tackles on defense.

COLLEGE: A two-year starter at Arizona after transferring from Snow Junior College in Ephraim, Utah...Was the team tackle leader both seasons at Snow and was team captain and an All-Western States Conference choice as a sophomore after beginning his career as a walk-on...At Arizona, named honorable mention All-Pac-10 as junior with 66 tackles to rank second on the team...Made 7 tackles for loss, 1 sack and 1 interception...As a senior co-captain, earned second team All Pac-10 honors after leading the team with 90 tackles, 70 solos, 8 tackles for loss, 3 fumble recoveries and 2 sacks.

PERSONAL: Full name is Brant T. Boyer...Born June 27, 1971 in Ogden, Utah...Lives in Fruit Heights, Utah...Attended North Summit High School in Coalville, Utah...First team all-state selection as a senior and a three-year letterman at middle linebacker...Lettered three times in track...Has donated his time to various charitable groups including Habitat For Humanity, the Cleveland Browns Foundation Golf Outing, and provided over 400 turkeys to deserving families for Thanksgiving.

BOYER'S SINGLE-GAME CAREER HIGHS

TACKLES: 13 vs. Pittsburgh 11/11/01

SACKS: 2 vs. Arizona 12/10/00; at Atlanta 11/7/99

INTERCEPTIONS: 1 vs. Arizona 12/10/00; vs. Denver 12/13/99; at Chicago 11/4/01; vs. Cincinnati 11/25/01; vs. Cincinnati 9/15/02

BOYER'S CAREER DEFENSIVE STATISTICS

YEAR	TACKLES			SACKS	INT'S	PBU	FUMBLES	ST
	TOTAL	SOLO	ASST.	NO./YDS.	NO./YDS.		REC./FOR.	TACKLES
1994 (Mia.)	2	2	0	0/0	0/0	-	0/0	8
1995 (Jac.)	0	0	0	0/0	0/0	-	0/0	1
1996 (Jac.)	7	3	4	0/0	0/0	-	0/0	16
1997 (Jac.)	43	27	16	1.5/-	0/0	-	0/0	25
1998 (Jac.)	26	11	15	1.0/-	0/0	1	0/0	19
1999 (Jac.)	43	23	20	4.0/-	1/5	0	0/1	21
2000 (Jac.)	45	23	22	3.5/-	1/12	1	0/0	13
2001 (Cle.)	80	59	21	0/0	2/12	4	0/0	26
2002 (Cle.)	46	29	17	3/20	1/1	1	0/0	33
CAREER	292	177	115	13/-	5/30	7	0/1	162

BOYER'S POSTSEASON CAREER DEFENSIVE STATISTICS

YEAR	TACKLES			SACKS	INT'S	PBU	FUMBLES	ST
	TOTAL	SOLO	ASST.	NO./YDS.	NO./YDS.		REC./FOR.	TACKLES
1994 (Mia.)	0	0	0	0/0	0/0	0	0/0	0
1996 (Jac.)	2	0	2	0/0	0/0	0	0/0	7
1997 (Jac.)	1	1	0	0/0	0/0	0	0/0	0
1998 (Jac.)	Injured-Reserve							
1999 (Jac.)	5	2	3	0/0	0/0	0	0/0	0
2002 (Cle.)	6	5	1	0/0	0/0	0	0/0	2
CAREER	14	8	6	0/0	0/0	0	0/0	9

BOYER'S 2002 GAME-BY-GAME DEFENSIVE STATISTICS

DATE	OPP.	TACKLES			SACKS	INT'S	PBU	FUMBLES	TFL
		TOTAL	SOLO	ASST.	NO./YDS.	NO./YDS.		REC./FOR.	
9/8	K.C.	7	4	3	0/0	0/0	0	0/0	0
9/15	Cin.	9	6	3	1/3	1/1	0	0/0	0
9/22	@ Ten.	0	0	0	0/0	0/0	0	0/0	0
9/29	@ Pitt.	0	0	0	0/0	0/0	0	0/0	0
10/6	Balt.	2	1	1	0/0	0/0	0	0/0	0
10/13	@ T.B.	3	1	2	0/0	0/0	0	0/0	0
10/20	Hou.	9	7	2	1/9	0/0	1	0/0	1
10/27	@ NYJ	2	2	0	0/0	0/0	0	0/0	0
11/3	Pitt.	4	2	2	0/0	0/0	0	0/0	0
11/17	@ Cin.	2	1	1	0/0	0/0	0	0/0	0
11/24	@ N.O.	2	2	0	0/0	0/0	0	0/0	0
12/1	Car.	0	0	0	0/0	0/0	0	0/0	0
12/8	@ Jack.	1	1	0	0/0	0/0	0	0/0	0
12/15	Ind.	1	0	1	0/0	0/0	0	0/0	0
12/22	@ Balt.	2	2	0	1/8	0/0	0	0/0	0
12/29	Atl.	2	0	2	0/0	0/0	0	0/0	0
TOTALS	16 GM	46	29	17	3/20	1/1	1	0/0	1

BRANT BOYER CONTINUED...

BOYER'S 2002 POSTSEASON GAME-BY-GAME DEFENSIVE STATISTICS

DATE	OPP.	TOTAL	TACKLES		ASST.	SACKS		INT'S		FUMBLES		TFL
			SOLO	ASST.		NO./YDS.	NO./YDS.	PBU	REC./FOR.			
1/5	@ Pitt.	6	5	1	1	0/0	0/0	0	0/0	0	0	
TOTALS	1 GM	6	5	1	1	0/0	0/0	0	0/0	0	0	

BOYER'S 2001 GAME-BY-GAME DEFENSIVE STATISTICS

DATE	OPP.	TOTAL	TACKLES		ASST.	SACKS		INT'S		FUMBLES		TFL
			SOLO	ASST.		NO./YDS.	NO./YDS.	PBU	REC./FOR.			
9/9	Sea.	6	3	3	3	0/0	0/0	0	0/0	0	1	
9/23	Det.	5	3	2	2	0/0	0/0	1	0/0	0	0	
9/30	@ Jac.	5	5	0	0	0/0	0/0	0	0/0	0	0	
10/7	S.D.	1	0	1	0	0/0	0/0	0	0/0	0	0	
10/14	@ Cin.	7	5	2	0	0/0	0/0	1	0/0	0	0	
10/21	Bal.	7	6	1	0	0/0	0/0	0	0/0	0	0	
11/4	@ Chi.	4	4	0	0	0/0	1/8	0	0/0	0	0	
11/11	Pit.	13	9	4	0	0/0	0/0	0	0/0	0	0	
11/18	@ Bal.	3	3	0	0	0/0	0/0	0	0/0	0	0	
11/25	Cin.	3	2	1	0	0/0	1/4	0	0/0	0	0	
12/2	Ten.	3	2	1	0	0/0	0/0	0	0/0	0	0	
12/9	@ N.E.	6	5	1	0	0/0	0/0	1	0/0	1	1	
12/16	Jac.	9	5	4	0	0/0	0/0	0	0/0	0	0	
12/23	@ G.B.	0	0	0	0	0/0	0/0	1	0/0	0	0	
12/30	@ Ten.	6	6	0	0	0/0	0/0	0	0/0	0	0	
1/6	@ Pit.	2	1	1	0	0/0	0/0	0	0/0	0	0	
TOTALS		80	59	21	0/0	2/12	4	0/0	2	0	2	



WR DIMITRIUS BREEDLOVE 18

YEAR W/ BROWNS: **2ND** BIRTHDATE: **JUNE 9, 1978**
 YEAR IN NFL: **2ND** ACQUIRED: **FA - '02**
 HEIGHT: **6-4** COLLEGE: **EVANGEL**
 WEIGHT: **210**

GAMES PLAYED/STARTED: 2002 (0/0).
CAREER GAMES: 0 games, 0 starts.

CAREER TRANSACTIONS: Signed as an undrafted rookie free agent by the Cleveland Browns on April 26, 2002.

SEASONAL REVIEWS

2002: Rookie wide receiver was placed on Injured-Reserve on July 30 with a groin injury.

COLLEGE HIGHLIGHTS: Was a first team NAIA All-America selection during his senior season, as he caught 53 passes for a school-record 1,119 yards and tied the school record with 13 TDs...Was also named Football Gazette NAIA Wide Receiver of the Year...Was the Heart of America Conference Offensive Player of the Year during his senior campaign...Born June 9, 1978 in Apopka, Fla.



DL COURTNEY BROWN 92

YEAR W/ BROWNS: 4TH

BIRTHDATE: FEB. 14, 1978

YEAR IN NFL: 4TH

ACQUIRED: D (1) - '00

HEIGHT: 6-4

COLLEGE: PENN STATE

WEIGHT: 280

GAMES PLAYED/STARTED: 2000 (16/16); 2001 (5/5); 2002 (11/11).

CAREER GAMES: 32 games, 32 starts.

POSTSEASON GAMES: 0 games, 0 starts.

CAREER TRANSACTIONS: Selected by the Cleveland Browns as the first overall pick in the 2000 NFL Draft.

CAREER HIGHLIGHTS: Recorded career-high 3 sacks for 15 yards and totaled 9 tackles vs. Pittsburgh on Sept. 17, 2000 and was named AFC Player of the Week...Registered a career-high 11 tackles vs. Tennessee on Dec. 17, 2000...Matched a career-high 3 sacks for 23 yards and also returned a fumble recovery 25 yards for a TD at Chicago on Nov. 4, 2001.

SEASONAL REVIEWS

2002: In his third season with the Browns was plagued by injuries throughout the season and started in 11 regular season games with 41 tackles, including 29 solo, 2 tackles for loss, 2 sacks for 10 yards, 6 PBU, 12 quarterback pressures, 2 recovered fumbles and 1 forced fumble...Missed one game with a neck injury and the final four regular season games of the year due to a knee injury...Had a season-high 8 tackles, including 2 sacks for 10 yards and a career-high 3 PBU vs. Pittsburgh on Nov. 3...Added recovered fumbles at N.Y. Jets on Oct. 27 and at New Orleans on Nov. 24...Had a season-high 5 quarterback pressures vs. Kansas City on Sept. 8...Blocked a 44-yard field goal attempt by John Hall at N.Y. Jets on Oct. 27 with 16 seconds remaining in the 4th quarter to secure a Browns 24-21 road win...Recovered a fumble vs. Pittsburgh on Nov. 3...**Game 1 vs. Kansas City 9/8:** Started at right defensive end and recorded 3 tackles, including 2 solo, 5 QB pressures on Chiefs QB Trent Green and 1 QB hit...Also forced two holding penalties and a false start against Chiefs starting LT Willie Roaf...**Game 2 vs. Cincinnati 9/15:** Inactive due to injury (neck)...**Game 3 at Tennessee 9/22:** Started at right defensive end and recorded 3 solo tackles...Part of a defensive effort that allowed Tennessee only 187 net yards of offense, the fewest the club has allowed since 1994 (182, vs. Houston 11/27/94)...**Game 4 at Pittsburgh 9/29:** Started at right defensive end and recorded 4 solo tackles, 2 QB hits and 1 PBU...Part of a defensive effort that limited Pittsburgh to 93 net yards rushing...**Game 5 vs. Baltimore 10/6:** Started at right defensive end and recorded 7 tackles, including 6 solo and 1 QB pressure on Baltimore QB Chris Redman...**Game 6 at Tampa Bay 10/13:** Started at right defensive end and added 3 tackles, including 1 solo, 1 tackle for loss, 1 QB pressure on Tampa Bay QB Brad Johnson and 2 QB hits...**Game 7 vs. Houston 10/20:** Started at right defensive end and added 5 tackles, including 2 solo and 1 tackle for loss...Part of a defensive effort that recorded 8 sacks and 1 forced fumble...**Game 8 at N.Y. Jets 10/27:** Started at right defensive end...Late in the 3rd quarter Jets QB Chad Pennington was sacked by DT Gerard Warren for an 8-yard loss and forced a fumble at the Jets 12-yard line which was recovered by Brown at the 11-yard line and three-plays later WR Andre' Davis connected with Tim Couch for a TD reception as the Browns tied the contest, 21-21...With 16 seconds remaining in regulation, blocked a 44-yard FG attempt by Jets K John Hall to secure the Browns 24-21 win...Part of a defense that limited the

FUN FACTS

- Developed his own game-day program, named Brownsville, to reward Cleveland area students with game tickets for regular attendance, good behavior and good grades.
- Holds Penn State career records with 33 quarterback sacks and 70 tackles behind the line of scrimmage.
- Outstanding student at Penn State with a 4.0 grade-point average and earned a degree in integrative arts.

N.Y. Jets to 241 net yards of offense, including only 2 net yards of offense in the 3rd quarter, and forced 3 turnovers...**Game 9 vs. Pittsburgh 11/3:** Started at right defensive end and recorded a season-high 8 tackles, including 5 solo, 2 sacks for 10 yards, 3 PBU and 1 forced fumble...In the 1st quarter sacked Pittsburgh QB Tommy Maddox for a 5 yard loss and forced a fumble (recovered by Maddox) on a 2nd and 10 play to force a 3rd and 15 situation...In the 4th quarter recorded his second sack of the game with a 5 yard sack of Maddox on a 3rd and 9 play to force a 4th and 14 situation...His 3 PBU marked a career-high...**Game 10 at Cincinnati 11/17:** Started at left defensive end as he moved over from his normal right defensive end position with 1 solo tackle and 1 QB pressure...Part of a defensive effort that limited the Bengals to 102 net yards rushing...**Game 11 at New Orleans 11/24:** Started at right defensive end with 4 tackles, including 3 solo, 2 QB pressures, 1 QB hit, 1 PBU and 1 fumble recovered...Made a key play in the 2nd quarter as QB Aaron Brooks was sacked for a 10-yard loss at the Cleveland 15-yard line and Brown recovered the fumble by Brooks at the Cleveland 23-yard line to halt a potential Saints scoring drive...Part of a defensive effort that limited the Saints to 74 yards rushing, forced 5 defensive turnovers (3 INT, 2 fumbles) and limited the Saints to only 12 points (1 TD, 2 FG) on six opportunities in the red zone...**Game 12 vs. Carolina 12/1:** Started at right defensive end with 3 tackles, including 2 solo, 2 QB pressures, 2 QB hits and 1 PBU...Part of a defensive effort that limited the Panthers to 89 net yards passing and 234 total net yards...**Game 13 at Jacksonville 12/8:** Inactive due to injury (knee)...**Game 14 vs. Indianapolis 12/15:** Inactive due to injury (knee)...Placed on Reserve-Injured list with a knee injury on December 20, 2002.

2001: Started five games at right defensive end and recorded 19 tackles, 16 solo, and 4.5 sacks for 38.5 yards with 3 PBU, 1 recovered fumble and 1 forced fumble...Missed 11 games due to knee and ankle injuries...Suffered a knee injury in the final preseason game that caused him to miss the first six games of the regular season...In his first appearance of the regular season at Chicago on Nov. 4 started at right end and responded with 7 tackles, matched a career-high with 3 sacks for 23 yards, 2 PBU and 1 fumble recovery, which he returned 25 yards for a TD...Started at right end with 2 tackles and 2 quarterback pressures vs. Pittsburgh on Nov. 11...Helped stifle the Ravens at Baltimore on Nov. 18 as he collected 5 tackles, 1 sack for 11 yards, 3 quarterback pressures, 1 forced fumble and 1 fumble recovery in the Browns' 27-17 win...Added 5 solo tackles and shared a sack with LB Dwayne Rudd as the Browns defense recorded a shutout vs. Cincinnati on Nov. 25 with an 18-0 victory...Suffered a left ankle sprain on the fifth play from scrimmage vs. Tennessee on Dec. 2 and did not return...The injury forced him to miss the final five games of the regular season as he was placed on Injured-Reserve on Jan. 2, 2002.

2000: Started 16 games at left defensive end and ranked fifth on the club with 85 tackles, 56 solos, 4.5 sacks and 9 PBU...Led the team with 25 QB pressures... Recorded 5 or more tackles in 10 games and registered at least 1 quarterback pressure in 13-of-16 contests...Had a career-high 3 sacks vs. Pittsburgh on Sept. 17 and recorded a career-high 11 tackles vs. Tennessee on Dec. 17...Made his NFL debut vs. Jacksonville on Sept. 3 as he started at left end and recorded 2 tackles and 1 quarterback pressure...Added 1 solo tackle and 3 quarterback pressures at Cincinnati on Sept. 10...Registered a career-high 3 sacks for 15 yards and also had 9 tackles, including 6 solo and 1 PBU in the Browns' 23-20 victory vs. Pittsburgh on Sept. 17 and was named AFC Defensive Player of the Week for his efforts...In the victory over the Steelers, recorded his third sack of the day on the final play as he dropped QB Kent Graham for a 4-yard loss as time expired to preserve the victory...Started at left end with 5 tackles and 3 quarterback pressures at Oakland on Sept. 24...Added 7 tackles, 2 quarterback pressures and 1 PBU vs. Baltimore on Oct. 1...Started at left end with 1 tackle and 2 quarterback pressures at Arizona on Oct. 8 and added 9 tackles and pressures at Denver on Oct. 15...Recorded 7 tackles, 1 sack for 5 yards and 1 pressure at Pittsburgh on Oct. 22...Started at left end with 4 solo tackles, 2 quarterback pressures and shared a sack with DT Orpheus Roye on Bengals QB Akili Smith for a 5-yard loss...Added 5 tackles, 1 PBU and 1 pressure vs. N.Y. Giants on Nov. 5 and 5 tackles vs. New England on Nov. 12...Started at left end with 6 tackles and 2 pressures at Tennessee on Nov. 19 and 6 tackles and 2 PBU at Baltimore on Nov. 26...Started at left end at Jacksonville on Dec. 3 with 3 solo tackles and 1 quarterback pressure and 3 tackles, 2 PBU and

COURTNEY BROWN CONTINUED...

2 pressures vs. Philadelphia on Dec. 10...Concluded his rookie season in style by recording a career-high 11 tackles and 1 PBU vs. Tennessee on Dec. 17.

COLLEGE: Holds the Penn State career records with 33 quarterback sacks and 70 tackles behind the line of scrimmage, topping the previous marks of 30 sacks and 45 stops for losses by Larry Kubin (1977-80)...Only Jeff Zgonina of Purdue (72, 1989-92) and Jared DeVries of Iowa (78, 1995-98) had more tackles behind the line of scrimmage in Big Ten Conference annals...In 1999, unanimous All-America first team selection...All-Big Ten Conference first team choice, adding Defensive Player of the Year and Lineman of the Year honors...Finalist for the Lombardi Award, Chuck Bednarik Award and the Bronko Nagurski Trophy...Started every game at left defensive end...Recorded 55 tackles, 33 solos with 13.5 sacks for 107 yards and a school season-record 29 tackles for loss...His 13.5 sacks rank behind Larry Kubin's 1979 school record of 15 and his 29 tackles for loss broke Kubin's previous mark of 23, set in 1979...Added 3 forced fumbles and 1 PBU...In 1998, All-Big Ten Conference first team selection...Started all year at left defensive end...Recorded 47 tackles, 37 solos, as he led the team with 11.5 sacks for 86 yards, 23 tackles for loss, 4 PBU and 1 recovered fumble...In 1997, second team All-Big Ten Conference choice...Lined up at left defensive end and made 33 tackles, 25 solos with 6 sacks for 42 yards, 15 tackles for loss, 3 PBU and 1 blocked kick...Played in his final nine games wearing a cast to protect a dislocated left thumb...In 1996, played behind Chris Snyder at left end, finishing with 17 tackles, 6 solos, 1 forced fumble, 1 PBU and 3 tackles for loss.

PERSONAL: Donates his time to various Cleveland area charitable causes including building homes with Habitat For Humanity, promoting the Browns Rush For Reading program, supporting the Browns 'Hats Off to Our Heroes' program, building a playground for the United Way's Hometown Huddle program, and delivering Christmas toys to needy families in the Cleveland Metropolitan Housing Authority...Developed his own game-day program, named Brownsville, to reward students with game tickets for regular attendance, good behavior and grades...All-State and USA Today All-America selection at Macedonia (Alvin, S.C.) High School...Rated the nation's top linebacker by Super Prep...As a senior, he recorded 132 tackles, 18 tackles for loss, 3 interceptions and 4 recovered fumbles...Gatorade South Carolina Player of the Year...Made 38 catches for 770 yards...Played in the Shrine Bowl and the South Carolina-North Carolina All-Star Game...Played in the 1996 North-South All-Star basketball game...Received all-state recognition in basketball and weightlifting...Outstanding student, earning a 4.0 grade-point average...Earned a degree in integrative arts, earning GTE/CoSIDA and Big Ten Conference academic honors in 1997...Cousin, former Georgia Tech quarterback Joe Hamilton, was a teammate at Macedonia High...Born Courtney Lanair Brown on Feb. 14, 1978 in Charleston, S.C.

BROWN'S SINGLE-GAME CAREER HIGHS

TACKLES: 11 vs. Tennessee 12/17/00

SACKS: 3 vs. Pittsburgh 9/17/00; at Chicago 11/4/01

FUMBLE RECOVERIES: 1 at Chicago 11/4/01 (25-yard TD); at Baltimore 11/18/01; at N.Y. Jets 10/27/02; at New Orleans 11/24/02

FORCED FUMBLES: 1 at Baltimore 11/18/01

QB PRESSURES: 4 vs. Cincinnati 11/25/01

PBU: 3 vs. Pittsburgh 11/3/02

DEFENSIVE SCORES: 1 25-yd fumble return TD at Chicago 11/4/01

BLOCKED FG: 1 at N.Y. Jets 10/27/02

BROWN'S CAREER DEFENSIVE STATISTICS

YEAR	TOTAL	TACKLES		SACKS NO./YDS.	INT'S NO./YDS.	PBU	FUMBLES REC./FOR.	TFL	QB PRESS.
		SOLO	ASST.						
2000 (Cle.)	85	56	29	4.5/22.5	0/0	9	0/0	0	25
2001 (Cle.)	19	17	2	4.5/38.5	0/0	3	2/1	0	9
2002 (Cle.)	41	31	10	2/10	0/0	6	2/1	2	12
CAREER	145	104	41	11/71	0/0	18	4/2	2	46

COURTNEY BROWN CONTINUED...

BROWN'S 2002 GAME-BY-GAME DEFENSIVE STATISTICS

YEAR	OPP.	TACKLES			SACKS NO./YDS.	INT'S NO./YDS.	PBU	FUMBLES		QB PRESS.
		TOTAL	SOLO	ASST.				REC./FOR.	TFL	
9/8	K.C.	3	2	1	0/0	0/0	0	0/0	0	5
9/15	Cin.	Inactive (Neck)								
9/22	@ Ten.	3	3	0	0/0	0/0	0	0/0	0	0
9/29	@ Pitt.	4	4	0	0/0	0/0	1	0/0	0	0
10/6	Balt.	7	6	1	0/0	0/0	0	0/0	0	1
10/13	@ T.B.	3	2	1	0/0	0/0	0	0/0	1	1
10/20	Hou.	5	3	2	0/0	0/0	0	0/0	1	0
10/27	@ NYJ	0	0	0	0/0	0/0	0	1/0	0	0
11/3	Pitt.	8	5	3	2/10	0/0	3	0/1	0	0
11/17	@ Cin.	1	1	0	0/0	0/0	0	0/0	0	1
11/24	@ N.O.	4	3	1	0/0	0/0	1	1/0	0	2
12/1	Car.	3	2	1	0/0	0/0	1	0/0	0	2
12/8	@ Jack.	Inactive (Knee)								
12/15	Ind.	Inactive (Knee)								
12/22	@ Balt.	Injured Reserve (Knee)								
12/29	Atl.	Injured Reserve (Knee)								
TOTALS	11 GM	41	31	10	2/10	0/0	6	2/1	2	12

BROWN'S 2001 GAME-BY-GAME DEFENSIVE STATISTICS

DATE	OPP.	TACKLES			SACKS NO./YDS.	INT'S NO./YDS.	PBU	FUMBLES		QB PRESS.
		TOTAL	SOLO	ASST.				REC./FOR.	TFL	
9/9	Sea.	Inactive - Right knee								
9/23	Det.	Inactive - Right knee								
9/30	@ Jac.	Inactive - Right knee								
10/7	S.D.	Inactive - Right knee								
10/14	@ Cin.	Inactive - Right knee								
10/21	Bal.	Inactive - Right knee								
11/4	@ Chi.	7	7	0	3/23	0/0	2	1/0	0	
11/11	Pit.	2	1	1	0/0	0/0	1	0/0	2	
11/18	@ Bal.	5	4	1	1/11	0/0	0	1/1	3	
11/25	Cin.	5	5	0	0.5/4.5	0/0	0	0/0	4	
12/2	Ten.	0	0	0	0/0	0/0	0	0/0	0	
12/9	@ N.E.	Inactive - Left ankle								
12/16	Jac.	Inactive - Left ankle								
12/23	@ G.B.	Inactive - Left ankle								
12/30	@ Ten.	Inactive - Left ankle								
1/6	@ Pit.	Reserve - Injured (left ankle)								
TOTALS	5 GM	19	17	2	4.5/38.5	0/0	3	2/1	9	

BROWN'S 2000 GAME-BY-GAME DEFENSIVE STATISTICS

DATE	OPP.	TACKLES			SACKS NO./YDS.	INT'S NO./YDS.	PBU	FUMBLES		QB PRESS.
		TOTAL	SOLO	ASST.				REC./FOR.	TFL	
9/3	Jac.	2	1	1	0/0	0/0	0	0/0	1	
9/10	@ Cin.	1	1	0	0/0	0/0	0	0/0	3	
9/17	Pit.	9	6	3	3/15	0/0	1	0/0	3	
9/24	@ Oak.	5	2	3	0/0	0/0	0	0/0	3	
10/1	Bal.	7	3	4	0/0	0/0	1	0/0	2	
10/8	@ Ari.	1	0	1	0/0	0/0	1	0/0	2	
10/15	@ Den.	9	8	1	0/0	0/0	0	0/0	2	
10/22	@ Pit.	7	5	2	1/5	0/0	0	0/0	1	
10/29	Cin.	4	4	0	0.5/2.5	0/0	0	0/0	2	
11/5	N.Y.G.	5	5	0	0/0	0/0	1	0/0	1	
11/12	N.E.	5	3	2	0/0	0/0	0	0/0	0	
11/19	@ Ten.	6	3	3	0/0	0/0	0	0/0	2	
11/26	@ Bal.	6	4	2	0/0	0/0	2	0/0	0	
12/3	@ Jac.	4	3	1	0/0	0/0	0	0/0	1	
12/10	Phi.	3	2	1	0/0	0/0	2	0/0	2	
12/17	Ten.	11	6	5	0/0	0/0	1	0/0	0	
TOTALS	16 GM	85	56	29	4.5/22.5	0/0	9	0/0	25	



DL FELIPE CLAYBROOKS 91

YEAR W/ BROWNS: 3RD BIRTHDATE: JAN. 22, 1978
 YEAR IN NFL: 2ND ACQUIRED: FA - '01
 HEIGHT: 6-5 COLLEGE: GEORGIA TECH
 WEIGHT: 275

GAMES PLAYED/STARTED: 2001 (4/0); 2002 (0/0).

CAREER GAMES: 4 games, 0 starts.

CAREER TRANSACTIONS: Signed by Arizona as an undrafted rookie free agent on May 4, 2001... Waived by Arizona on Aug. 27, 2001...Signed by the Cleveland Browns to the practice squad on Nov. 7, 2001...Signed by Cleveland to the active roster on Dec. 11, 2001.

SEASONAL REVIEWS

2002: In his second season with the Browns suffered a season-ending knee injury during training camp and was placed on Injured-Reserve on Sept. 1.

2001: Opened his rookie season with Arizona in training camp before signing to the Browns practice squad on Nov. 7...Spent five weeks on the practice squad before signing to the active roster on Dec. 11 following a season-ending injury to DT Orpheus Roye...Appeared in the final four regular-season games for the Browns and totaled 6 tackles, including 3 solo...Made his NFL debut vs. Jacksonville on Dec. 16 at defensive tackle with 2 tackles, including 1 solo...Recorded a career-high 3 tackles, including 1 solo and 1 QB pressure at Green Bay on Dec. 23...Played defensive tackle at Tennessee on Dec. 30 and in the regular season finale at Pittsburgh on Jan. 6 with 1 solo tackle.

COLLEGE: Situational pass rusher was the emotional leader of the Georgia Tech defensive unit... Tied for fourth on the school's all-time record list with 20 sacks and 37 stops behind the line of scrimmage...Totaled 134 tackles, 97 solos, while appearing in 41 games, including four starts...All-Atlantic Coast Conference honorable mention as a senior with 41 tackles, 28 solos, 5 sacks, 11 tackles for loss, 4 PBU, 13 pressures, 1 forced fumble and 1 fumble recovery...Played in every game as a junior with four starting assignments and added a career-high 48 tackles, 33 solos, 4 sacks, 12 tackles for loss, 4 PBU and 9 QB pressures...In his first career start, posted 7 tackles, 2 tackles for loss and 1 PBU against Navy despite a sprained ankle...As a sophomore, earned academic All-Atlantic Coast Conference notice while recording 37 tackles, 31 solos, 10 sacks (fourth-best season total in school history), 13 tackles for loss, 1 forced fumble, 1 interception, 4 PBU and 4 QB pressures...Multiple-sack efforts against Duke, Maryland and Wake Forest.

PERSONAL: Earned All-America honors with 69 tackles and 12 sacks as a prep senior at Decatur (Ga.) High School...Also caught 19 passes for 250 yards as a tight end...Lettered three times in football and basketball and once in track...Earned all-county honors in basketball...Management major at Georgia Tech...Nicknamed 'Tito'...Born Jan. 22, 1978...Donates his time to various Cleveland area charitable causes including Rainbow Babies & Children's Hospital, building homes with Habitat For Humanity and regular visits to local elementary schools.

CLAYBROOKS' SINGLE-GAME CAREER HIGHS

TACKLES: 3 at Green Bay 12/23/01

CLAYBROOKS' CAREER DEFENSIVE STATISTICS

YEAR	TACKLES			SACKS	INT'S	PASSES	FUMBLES	ST
	TOTAL	SOLO	ASST.	NO./YDS.	NO./YDS.	DEF.	REC./FOR.	TACKLES
2001 (Cle.)	6	3	3	0/0	0/0	0	0/0	0
2002 (Cle.)	Injured-Reserve							
CAREER	6	3	3	0/0	0/0	0	0/0	0



QB TIM COUCH 2

YEAR W/ BROWNS: 5TH

BIRTHDATE: JULY 31, 1977

YEAR IN NFL: 5TH

ACQUIRED: D (1) - '99

HEIGHT: 6-4

COLLEGE: KENTUCKY

WEIGHT: 220

GAMES PLAYED/STARTED: 1999 (15/14); 2000 (7/7); 2001 (16/16); 2002 (14/14).

CAREER GAMES: 52 games, 51 starts.

CAREER TRANSACTIONS: Selected by the Cleveland Browns as the first overall pick in the 1999 NFL Draft.

CAREER HIGHLIGHTS: In 2002 started 14 games and established a career-high 18 TDs on 273-443-2,842 passing...Posted career highs in 2001 with 3,040 passing yards on 272 completions in 454 attempts...Established a career-high 336 yards on 20-27 passing with 3 TD in the Browns' 41-38 come-from-behind win at Tennessee on Dec. 30, 2001...Established all-time rookie records for the Browns and led all NFL rookie quarterbacks in 1999 in completions (223), attempts (399), yards (2,447), touchdowns (15) and quarterback rating (73.2).

SEASONAL REVIEWS

2002: Started 14 games (8-6 record as a starter) and helped the Browns to their first postseason appearance since 1994 as he established a career-high 18 TDs and 273 completions on 273-443-2,842 passing and a 76.8 QB rating...Suffered a bruised right forearm injury in the third preseason contest at Green Bay on Aug. 26 and missed the final preseason contest and the first two regular season games...In first appearance of the year started at Tennessee on Sept. 22 and established a career high 50 attempts and 36 completions for 326 yards and 3 TDs and was named AFC Offensive Player-of-the-Week as he led the Browns to a 31-28 OT victory...Led the Browns from an 18 point deficit for a 24-21 comeback win at N.Y. Jets on Oct. 27 on 32-48-294 passing and 2 TDs and a 97.0 QB rating...Matched a career-high 3 TDs passing at Cincinnati on Nov. 17 in a Browns 27-20 win...Led the Browns to a 21-20 win at Jacksonville on Dec. 8 with a 50-yard TD 'Hail Mary' pass to Quincy Morgan as time expired...Had a season-high 105.3 QB rating with 21-35-287 passing and 2 TDs vs. Indianapolis on Dec. 15...Suffered a fractured right fibula in the season finale vs. Atlanta on Dec. 29 and was forced to miss the AFC Wild Card Game at Pittsburgh on Jan. 5...One of six veterans named as team captains...Established a career high with 122 consecutive passes without an interception (at Tampa Bay on Oct. 13 to vs. Pittsburgh on Nov. 3)...**Game 1 vs. Kansas City 9/8:** Inactive...Listed as 3rd QB (forearm)...**Game 2 vs. Cincinnati 9/15:** Backup to QB Kelly Holcomb...**Game 3 at Tennessee 9/22:** Started at QB and led the Browns to a 31-28 OT win vs. Tennessee by leading two TD drives in the final 5:06 in regulation as the offense rolled to 403 net yards of offense and was 36-50-326-3-1 passing with a 100.9 QB rating...Named AFC Offensive Player of the Week for his efforts...Established career-highs with 36 completions and 50 attempts and equaled a career-high 3 TDs, while his 326 yards passing was the second highest in his career...Opened the game by leading the Browns on a 7-play, 78-yard (4:05) drive and was 5-5-67 passing on the drive which ended with a 14-yard TD to WR Andre' Davis...In the 4th quarter trailing by 14 points, orchestrated an 11-play, 80-yard (2:31) drive and was 8-11-75 passing culminating with a 12-yard TD pass to WR Andre' Davis with 2:35 remaining in regulation to cut the Titans

FUN FACTS

- Has orchestrated ten 4th quarter wins (games won after trailing or tied in 4th quarter) during his four-year career with the Browns.
- First overall selection in the 1999 NFL Draft.
- Played on the varsity basketball team at Leslie County High School (Hyden, Ky.) since the seventh grade and led the state of Kentucky in scoring as a junior, notching 36 points per game.

PLAYERS
VETERANS

TIM COUCH CONTINUED...

lead to 28-21...After the Browns were successful with an onside kick, led the Browns on a 9-play, 42-yard (2:23) drive and was 5-6-33 passing which ended with an 8-yard TD pass to WR Dennis Northcutt to tie the game 28-28 with 12 seconds remaining in regulation...In the opening drive of overtime, led the Browns on an 8-play, 65-yard (4:13) drive and was 3-3-40 passing as K Phil Dawson nailed a 33-yard FG for a 31-28 OT victory...Was 14-20-119-2-0 passing in the 4th quarter...Completed a pass to 9 different receivers...**Game 4 at Pittsburgh 9/29:** Started at QB and was 16-29-144-0-2 passing with a 40.0 QB rating...Led the Browns on a 7-play, 41-yard (2:57) drive late in the 3rd quarter as Couch was 2-3-26 passing on the drive, which ended on a RB Jamel White 4-yard TD burst to give the Browns a 13-7 lead...Completed a pass to six different receivers...**Game 5 vs. Baltimore 10/6:** Started at QB and was 16-26-216-1-2 passing with a 68.8 QB rating...Left the game early in the 4th quarter with a slight concussion and did not return...Connected with TE Mark Campbell for a 2-yard TD pass on the second play of the 4th quarter on a 7-play, 69-yard (3:46) drive to cut the Ravens lead to 23-8...Completed a pass to seven different receivers...**Game 6 at Tampa Bay 10/13:** Started at QB and was 20-40-151-0-1 passing with a 49.1 QB rating...Led the Browns on a 9-play, 42-yard (3:06) scoring drive in the 4th quarter which ended with a K Phil Dawson 50-yard FG...**Game 7 vs. Houston 10/20:** Started at QB and was 21-31-148-1-0 passing and a QB rating of 89.2 in the Browns 34-17 win over Houston...Was 9-10-77 passing in the 3rd quarter including a 25-yard TD pass to WR Quincy Morgan...In the 3rd quarter led the Browns on a 7-play, 36-yard (3:04) drive which ended with a K Phil Dawson 35-yard FG as Couch was 4-5-38 passing on the drive to give the Browns the 10-7 lead...Also in the 3rd quarter, led the Browns on a 6-play, 60-yard (3:29) drive, as Couch connected with Quincy Morgan for a 25-yard TD pass and was 5-5-39 passing on the drive giving the Browns the 24-17 lead...Completed a pass to six different receivers...**Game 8 at N.Y. Jets 10/27:** Started at QB and was 32-48-294 passing and 2 TDs and a 97.0 QB rating and led the Browns from an 18 point deficit for a 24-21 comeback win over the N.Y. Jets...Led the offense as they rolled up 334 net yards of offense with 37:54 time of possession and was 9-19 (47%) on 3rd down conversions...Added 2nd half TD passes to TE Mark Campbell and WR Andre' Davis...In the 1st quarter led the Browns on a 10-play, 74-yard (6:09) drive which ended with a K Phil Dawson 23-yard FG as Couch was 4-5-71 passing on the drive...In the 2nd quarter led the Browns on a 7-play, 41-yard (3:39) drive, which ended with a Dawson 26-yard FG as Couch was 3-4-49 passing...Was 14-22-173 passing in the 1st half...Orchestrated an 11-play, 60-yard (4:41) drive in the 3rd quarter which ended with a TE Mark Campbell 5-yard TD pass as Couch was 8-11-60 passing on the drive, including a key 4th and 6 play with a 20-yard pass to WR Kevin Johnson...Added a 4-yard TD pass to WR Andre' Davis in the 3rd quarter to cut the Jets lead to 21-19 and converted on the 2-point conversion with a pass to WR Dennis Northcutt as Jets DT Josh Evans was tackling Couch to tie the contest, 21-21...Was 12-19-84 and 2 TDs passing in the 3rd quarter...In the 4th quarter orchestrated a 14-play, 61-yard (8:33) drive which ended with a Dawson game-winning 35-yard FG with 3:30 remaining in regulation to give the Browns a 24-21 lead as Couch was 6-7-37 passing on the drive...Was 18-26-121 and 2 TDs passing in the 2nd half...Connected with 8 different receivers...In the 2nd half had a streak of 8 consecutive completions...**Game 9 vs. Pittsburgh 11/3:** Started at QB and was 15-24-181-2-2 passing and a QB rating of 78.6...Added a 1-yard TD pass to TE Steve Heiden in the 2nd quarter to cap a 6-play, 70-yard (2:56) drive to give the Browns a 14-3 lead...In the 4th quarter orchestrated an 8-play, 73-yard (2:20) drive as Couch was 6-7-70 passing on the drive, including a 31-yard TD pass to WR Quincy Morgan to cut the Pittsburgh lead to 23-20...Completed a season-high long 63-yard pass to WR Quincy Morgan...His first pass of the 3rd quarter was intercepted by Steelers S Brent Alexander, which snapped a career-high 122 consecutive passes without an interception (at Tampa Bay 10/13/02 to vs. Pittsburgh 11/3/02)...Completed a pass to seven different receivers...**Week 10 at Cincinnati 11/17:** Started at QB and was 22-35-242-3-1 passing for a 99.9 QB rating in the Browns 27-20 win over the Bengals...His 3 TDs matched a career high as the offense rolled up 382 net yards of offense, connected on 11-18 on 3rd downs (61%) and had 36:22 time of possession...On the Browns opening drive capped a 9-play, 66-yard (4:23) drive with a 14-yard TD pass to TE Darnell Sanders as Couch was 4-5-35 passing on the drive...On the Browns next possession orchestrated a 12-play, 80-yard (6:44) drive with a 15-yard TD pass to WR Andre' Davis as Couch was 5-7-63 passing on the drive as the Browns opened a 14-7 lead...Was 14-23-163 passing in the 1st half...In the 3rd quarter capped a 10-play, 65-yard (6:28)

TIM COUCH CONTINUED...

drive with a 13-yard TD pass to WR Dennis Northcutt as Couch was 4-5-54 passing on the drive as the Browns opened a 24-17 lead...Completed passes to nine different receivers...**Game 11 at New Orleans 11/24:** Started at QB and was 12-21-182-1-2 passing in the Browns 24-15 win at New Orleans as the Browns offense totaled 339 net yards of offense and had 31:11 time of possession...In the 1st quarter led the Browns on a 9-play, 85-yard (5:17) TD drive as Couch was 2-3-49 passing on the drive, including a 46-yard pass to WR Quincy Morgan, as the drive was capped by a RB William Green 1-yard TD run as the Browns opened a 7-3 lead...Was 6-14-76 passing in the 1st half...In the 3rd quarter orchestrated a 6-play, 79-yard (3:34) TD drive capped by a WR Kevin Johnson 24-yard TD reception as Couch was 3-3-69 passing on the drive as the Browns opened a 21-12 lead...Completed passes to seven different receivers...**Game 12 vs. Carolina 12/1:** Started at QB and was 12-27-130-0-3 passing...On the Browns first possession was 2-3-29 passing as the 12-play, 58-yard (6:51) FG drive gave the Browns the early 3-0 lead compliments of K Phil Dawson's 25-yard FG...**Game 13 at Jacksonville 12/8:** Started at QB and was 21-35-264-2-2 passing and a 78.8 QB rating, including a 50-yard 'Hail Mary' TD pass to WR Quincy Morgan for the 21-20 win at Jacksonville...On the opening drive of the 3rd quarter led the Browns on a 10-play, 96-yard (5:51) drive, which was capped by a RB William Green 3-yard TD run as Couch was 4-4-56 passing on the drive including 22-yard and 26-yard completions as the Browns tied the game, 7-7...Also in the 3rd quarter connected with WR Quincy Morgan on a 60-yard play action fake pass to tie the game, 14-14...Was 7-7-130 passing in the 3rd quarter with 1 TD...Trailing 20-14 with 47 seconds remaining from the Browns 47-yard line, ended the game with a 50-yard TD pass to Quincy Morgan as time expired to tie the contest 20-20 and K Phil Dawson connected on the PAT for the 21-20 victory...Was 14-21-217 and 2 TDs passing in the 2nd half...Offense rolled for 417 net yards of offense as the Browns were 7-15 (47%) on 3rd down and controlled the game clock with 34:56 time of possession...Matched a career-high with nine consecutive pass completions...Completed a pass to seven different receivers...**Game 14 vs. Indianapolis 12/15:** Started at QB and had a season-high 105.3 QB rating on 21-35-287-2-0 passing...On the first play from scrimmage connected with WR Quincy Morgan for a 78-yard TD pass and an early 6-0 lead...Also in the 1st quarter led the Browns on a 4-play, 48-yard (1:54) drive culminating in a 30-yard TD pass to WR Kevin Johnson and was 3-3-49 passing on the drive as the Browns opened an early 13-0 lead...Was 12-17-191-2-0 passing in the first half...In the 4th quarter orchestrated an 8-play, 66-yard (3:23) drive capped by RB William Green's 2-yard TD run as Couch was 2-3-46 passing on the drive, including a key 4th and 5 play with a 33-yard pass to RB Jamel White as the Browns opened a 23-14 lead...Was 9-18-96 passing in the 2nd half...Completed a pass to seven different receivers...**Game 15 at Baltimore 12/22:** Started at QB and was 22-31-209-1-1 passing with a 86.6 QB rating as he led the Browns to a 4th quarter rally to beat the Ravens, 14-13...Trailing 13-6 with 2:18 remaining in the 4th quarter, Couch led the Browns on a 8-play, 92-yard (1:49) drive which ended with a 1-yard TD pass to TE Mark Campbell with 29 seconds remaining to give the Browns the 14-13 lead...On the drive Couch was 6-7-78 passing to five different receivers...Also orchestrated the opening drive of the game with a season-high 15-play, 82-yard (7:31) TD drive, capped by RB Jamel White's 3-yard TD run as Couch was 5-7-55 passing on the drive, including a key 4th and 7 play with a 17-yard pass to WR Quincy Morgan...Was 7-10-81 passing in the 1st half...Was 15-21-128-1-1 passing in the 2nd half...Completed a pass to eight different receivers...**Game 16 vs. Atlanta 12/29:** Started at QB and was 7-11 passing for 68 yards before leaving the game early in the 2nd quarter with a fractured right fibula and did not return...On the Browns opening drive was 4-6-39 passing on the Browns 12-play, 53-yard (5:09) drive which ended with a K Phil Dawson 40-yard FG...**AFC Wild Card Game at Pittsburgh 1/5:** Inactive due to injury (fibula).

2001: In his third season with the Browns, started all 16 regular-season games for the first time in his career and was 272-of-454 passing for 3,040 yards, 17 TDs, 21 interceptions and a 73.1 QB rating...Established career highs with 454 attempts and 3,040 passing yards...Had a career-high 336 yards on 20-of-27 passing and a 137.3 QB rating at Tennessee on Dec. 30 in a 41-38 win...Became only the fourth quarterback in franchise history to pass for over 3,000 yards...His interception on the game's final play at Chicago on Nov. 4 ended a streak of 120 consecutive passes without an interception dating back to Week 3 at Jacksonville on Sept. 30...Was named by the Cleveland chap-

ter of the PFWA as the recipient of the 'Dino Lucarelli' Good Guy Award...Matched a career-high 3 TDs passing on 12-of-20 passing for 138 yards vs. Detroit on Sept. 23 in a 24-14 win over the Lions...Had a season-high 24 completions on 34 attempts for 249 yards and a season-high 70.5% completion percentage...Led the Browns to a come-from-behind victory with ten 4th quarter points in the Browns 20-16 win vs. San Diego on Oct. 7 with 14-of-27 passing for 203 passing, including a 19-yard TD pass to WR Kevin Johnson with 1:15 remaining...Was 11-of-18 passing for 149 yards, 2 TDs and a 124.5 QB rating in the Browns 24-14 win vs. Baltimore on Oct. 21...Had a season-high 39 attempts at New England on Dec. 9.

2000: Started the first seven regular-season games, completing 137-of-215 passing for 1,483 yards, 7 TDs and 9 interceptions with a 63.7% completion percentage and a 77.3 quarterback rating...Fractured his right thumb in practice on Oct. 19 and was placed on Reserve-Injured List on Oct. 20...Posted a 95.0+ QB rating in the first 3 games in 2000 and ranked second in the AFC, fifth in the NFL in completion percentage (63.7%) at the time of his injury...Established a season-high 316 yards on 23-of-31 passing in the Browns' 23-20 win vs. Pittsburgh on Sept. 17 for the first win at Cleveland Browns Stadium, a game rating of 127.9, including a career-high 79-yard completion to WR Kevin Johnson...Completed a pass to a career-high 10 different receivers in a 24-7 win at Cincinnati on Sept. 10 as he completed 19-of-31 passes for 259 yards and 2 TDs...Completed 16-of-22 passes for 138 yards at Arizona on Oct. 8 and recorded a season-high 72.7% completion percentage and the second highest of his career...Had four games with 200 or more yards passing...Added season highs with 40 attempts and 24 completions at Denver on Oct. 15...Had TD passes in five of seven games: 1 vs. Jacksonville on Sept. 3; 2 at Cincinnati on Sept. 10; 2 vs. Pittsburgh on Sept. 17; 1 at Oakland on Sept. 24; 1 at Denver on Oct. 15...Fractured his right thumb in practice on Oct. 19 and was placed on Reserve-Injured List on Oct. 20...Had surgery on his right thumb on Oct. 21, 2000 at the Cleveland Clinic by Dr. Thomas Hunt, a Cleveland Clinic Hand Specialist, and Head Team Physician Dr. John Bergfeld.

1999: Became starter Week 2 of the regular season and established all-time rookie records for the club and led NFL rookies with 223 completions, 399 attempts for 2,447 yards and 15 TDs...His 223 completions ranked third all-time among NFL rookies while his 399 attempts ranked seventh and his 2,447 yards and 15 TD were eighth...Became only the ninth rookie QB since 1952 and the fifth since 1970 to have 10 TD passes and a positive TD/Int. ratio...Teamed with rookie WR Kevin Johnson for 8 TDs, one short of the NFL rookie duo record of 9 shared by three pairs...Along with Johnson became the first NFL rookie duo to lead their team in seasonal passing and receiving since 1986... Appeared in 15 games, including 14 starts, after a left ankle sprain injury Week 15 vs. Jacksonville caused him to miss the regular-season finale...Made his first NFL start on Sept. 19 at Tennessee and completed 12-of-24 passes for 134 yards, including his first TD pass to rookie WR Kevin Johnson on a 39-yard pass...Had his finest game statistically at New Orleans on Oct. 31 in 21-16 win over Saints on 11-of-19 passing for 193 yards and 3 TDs, including the 'Hail-Mary' 56-yard touchdown completion to WR Kevin Johnson as time expired for the franchise's first victory and a QB rating of 132.2, which also marked the highest single-game rating by a rookie in club history...Season highs with 29 completions and 46 attempts vs. Carolina on Nov. 21; 3 TDs at New Orleans on Oct. 31; and completion percentage of 78.3 (18-of-23) at Jacksonville on Oct. 17...Had TD completions in 10 games: 1 at Tennessee on Sept. 19; 1 at Baltimore on Sept. 26; 1 vs. New England on Oct. 3; 1 at Jacksonville on Oct. 17; 3 at New Orleans on Oct. 31; 2 at Pittsburgh on Nov. 14; 1 vs. Carolina on Nov. 21; 2 vs. Tennessee on Nov. 28; 1 at San Diego on Dec. 5; and 2 at Cincinnati on Dec. 12...Had four games with 200 or more yards passing...Added the longest run from scrimmage by a Browns QB in franchise history with a 40-yard scamper at St. Louis on Oct. 24.

COLLEGE: Despite only 24 games as a starter, he shattered Kentucky's career passing records, completing 795-of-1,184 attempts for 8,835 yards and 74 TDs...His 8,160 yards in total offense broke the old Kentucky all-time record of 5,456 yards by Bill Ransdell (1983-86)...Junior year All-America first team choice by the Football Writers Association and Walter Camp, earning second team honors from *Football News* and *Associated Press* and third team accolades from *The*

TIM COUCH CONTINUED...

Sporting News...Unanimous All-Southeastern Conference first team selection...Finished fourth in voting for the Heisman Memorial Trophy...Led the nation with 400 completions (on 553 attempts) while ranking second in pass completion percentage (72.3), yards (4,275) and TDs (36)...Ranked fourth in the NCAA Division 1-A with 4,151 yards in total offense...Threw for at least 300 yards and 1 TD in every game...His sophomore season named *The Football News* All-America honorable mention...*Associated Press* All-SEC second team choice...Named Kentucky Sportsman of the Year by the *Lexington Herald-Leader*...Finalist for the Davey O'Brien Award, given to the nation's top quarterback...Recipient of the AT&T National Long Distance Award, given for leading the nation in passing yardage...Completed 363-of-547 passes for 3,884 yards and 37 TDs...Led the nation in pass attempts, completions, yardage and completion percentage (66.4%)...Second in touchdown passes to Marshall's Chad Pennington, who surpassed Couch for the national TD title only by playing in a 12th regular-season game...Second in total offense nationally with 341.7 yards per game...Finished ninth in the balloting for the Heisman Memorial Trophy...Played in seven games as a true freshman, starting twice...Completed 32-of-84 passes for 276 yards with 1 TD and 1 interception.

PERSONAL: Gatorade Circle of Champions Kentucky Player of the Year, adding *USA Today* National Offensive Player of the Year, "Mr. Football" in the state of Kentucky and voted the 1995 Kentucky "Sportsman of the Year" in the *Lexington Herald-Leader* statewide poll of sportswriters and broadcasters at Leslie County (Hyden, Ky.) High School...Won the *Associated Press* Kentucky High School Male Athlete of the Year as a junior and senior...Four-year starter, leading the Eagles to a four-year record of 38-13 and berths in the state Class AAA playoff semifinals his junior and senior years...First team all-state his last three seasons and honorable-mention all-state as a freshman...Career totals include 872 completions in 1,372 attempts for 12,104 yards and 133 TDs...Set national career records for most pass completions, passing yardage and touchdown passes...The nation's number one quarterback prospect according to several recruiting analysts and publications...Named the Most Valuable Player while helping lead his team to a 10-0 win in the 1996 Kentucky-Tennessee All-Star Game...Completed 19-of-33 passes for 224 yards and 1 TD in the all-star game and also punted for a 45.7 avg....Played on the varsity basketball team since the seventh grade and led the state of Kentucky in scoring as a junior, notching 36 points per game...Top scoring games included 60 and 59 points...Set numerous school records for scoring and three-point shooting...Participated in the DARE program at Leslie County, and made speaking appearances at junior high and elementary schools on the danger of substance abuse...Guest speaker for two youth football leagues (1996-97)...Celebrity guest on the 1997 Children's Miracle Network television show, helping raise approximately \$600,000 for the UK Children's Hospital...Majored in general studies...Brother, Greg, was a quarterback at Eastern Kentucky (1994-96)...Son of Elbert and Janice Couch...Born Timothy Scott Couch on July 31, 1977 in Hyden, Ky...Tim has demonstrated his support and community efforts to abused and neglected children in the Greater Cleveland area through the Providence House and the Cleveland Browns Foundation.

COUCH'S SINGLE-GAME CAREER HIGHS

PASSING ATTEMPTS: 50 at Tennessee 9/22/02

COMPLETIONS: 36 at Tennessee 9/22/02

PASSING YARDS: 336 at Tennessee 12/30/01

PASSING TD'S: 3 at New Orleans 10/31/99; vs. Detroit 9/23/01; at Tennessee 12/30/01; at Tennessee 9/22/02; at Cincinnati 11/17/02

LONG PASS: 79 vs. Pittsburgh 9/17/00

COMPLETION PERCENTAGE: 78.3% at Jacksonville 10/17/99

INTERCEPTIONS: 3 six times: latest vs. Carolina 12/1/02

RUSHING ATTEMPTS: 6 at Baltimore 9/26/99; vs. Carolina 11/21/99

RUSHING YARDS: 50 at St. Louis 10/24/99

LONG RUSH: 40 at St. Louis 10/24/99

RUSHING TD'S: 1 vs. Tennessee 11/28/99

COUCH'S CAREER STREAKS

CONSECUTIVE PASSES WITHOUT INT: 122 (at Tampa Bay 10/13/02 to vs. Pittsburgh 11/3/02)

CURRENT PASSES WITHOUT INT: 4 (vs. Atlanta 12/29/02 to present)

CONSECUTIVE COMPLETED PASSES: 9 at Jacksonville 10/17/99; at San Diego 12/5/99; at Jacksonville 12/8/02

PASSES TO DIFFERENT RECEIVERS IN A GAME: 10 vs. Cincinnati 9/10/00

COUCH'S CAREER PASSING STATISTICS

YEAR	GP-GS	ATT.	COMP.	PCT.	YARDS	TD	INT.	LONG	SACKS	YARDS	RATING
1999 (Cle.)	15-14	399	223	55.9	2,447	15	13	78t	56	359	73.2
2000 (Cle.)	7-7	215	137	63.7	1,483	7	9	79	10	78	77.3
2001 (Cle.)	16-16	454	272	60.0	3,040	17	21	78	51	353	73.1
2002 (Cle.)	14-14	443	273	61.6	2,842	18	18	78t	30	213	76.8
CAREER	52-51	1,511	905	60.0	9,812	57	61	79	147	1,003	74.8

COUCH'S CAREER RUSHING STATISTICS

YEAR	NO.	YARDS	AVG.	LONG	TD
1999 (Cle.)	40	267	6.7	40	1
2000 (Cle.)	12	45	3.8	31	0
2001 (Cle.)	38	130	3.4	15	0
2002 (Cle.)	23	77	3.3	14	0
CAREER	113	519	4.6	40	1

COUCH'S 2002 GAME-BY-GAME PASSING

DATE	OPP.	ATT.	COMP.	YDS.	PCT.	TD	INT.	LG.	TKD.	RAT.	RESULT
9/8	K.C.	Inactive 3rd QB									L, 39-40
9/15	Cin.	DNP									W, 20-7
9/22	@ Tenn.	50	36	326	72.0	3	1	31	3-15	100.9	W, 31-28 OT
9/29	@ Pitt.	29	16	144	55.2	0	2	30	3-22	40.0	L, 13-16 OT
10/6	Balt.	26	16	216	61.5	1	2	43	2-25	68.8	L, 21-26
10/13	@ T.B.	40	20	151	50.0	0	1	23	2-17	49.1	L, 3-17
10/20	Hou.	31	21	148	67.7	1	0	25t	1-7	89.2	W, 34-17
10/27	@ NYJ	48	32	294	66.7	2	0	43	2-15	97.0	W, 24-21
11/3	Pitt.	24	15	181	62.5	2	2	63	4-24	78.6	L, 20-23
11/17	@ Cin.	35	22	242	62.8	3	1	26	0-0	99.9	W, 27-20
11/24	@ N.O.	21	12	182	57.1	1	2	46	1-6	62.1	W, 24-15
12/1	Car.	27	12	130	44.4	0	3	18	3-12	19.6	L, 6-13
12/8	@ Jack.	35	21	264	60.0	2	2	60t	3-20	78.8	W, 21-20
12/15	Ind.	35	21	287	60.0	2	0	78t	4-34	105.3	L, 23-28
12/22	@ Balt.	31	22	209	71.0	1	1	28	2-16	86.6	W, 14-13
12/29	Atl.	11	7	68	63.6	0	1	22	0-0	43.0	W, 24-16
TOTALS	14 GM	443	273	2,842	61.6	18	18	78t	30-213	76.8	

COUCH'S 2001 GAME-BY-GAME PASSING

DATE	OPP.	ATT.	COMP.	YDS.	PCT.	TD	INT.	LG.	TKD.	RAT.	RESULT
9/9	Sea.	33	17	176	51.5	0	1	31	3/27	54.6	6-9 L
9/23	Det.	20	12	138	60.0	3	2	34t	3/20	80.8	24-14 W
9/30	@ Jac.	34	24	249	70.5	0	1	23	3/23	79.2	23-14 W
10/7	S.D.	27	14	203	52.0	1	0	32	4/22	89.0	20-16 W
10/14	@ Cin.	28	14	194	50.0	2	0	38	3/23	96.4	24-14 L
10/21	Bal.	18	11	149	61.1	2	0	36t	2/18	124.5	24-14 W
11/4	@ Chi.	23	14	211	61.0	2	1	55t	3/20	101.9	21-27 (OT) L
11/11	Pit.	33	18	160	54.5	1	0	26	7/47	77.8	12-15 (OT) L
11/18	@ Bal.	30	19	144	63.3	0	3	26	1/7	35.3	27-17 W
11/25	Cin.	27	16	189	59.0	1	2	47	3/18	62.1	18-0 W
12/2	Ten.	26	17	110	65.2	1	1	17	2/7	71.0	15-31 L
12/9	@ N.E.	39	20	244	51.3	0	3	36	3/17	38.8	16-27 L
12/16	Jac.	30	21	184	70.0	0	1	44	3/11	72.1	10-15 L
12/23	@ G.B.	33	22	203	67.0	1	3	45	4/34	55.5	7-30 L
12/30	@ Ten.	27	20	336	74.1	3	1	78	3/14	137.3	41-38 W
1/6	@ Pit.	26	13	150	50.0	0	2	19	4/45	35.7	7-28 L
TOTALS	16 GM	454	272	3,040	60.0	17	21	78	51/353	73.1	


TIM COUCH CONTINUED...

COUCH'S 2000 GAME-BY-GAME PASSING

DATE	OPP.	ATT.	COMP.	YDS.	PCT.	TD	INT.	LG.	TKD.	RAT.	RESULT
9/3	Jac.	27	19	160	70.4	1	0	26	1-7	97.8	7-27 L
9/10	@ Cin.	31	19	259	61.3	2	1	65	1-10	96.0	24-7 W
9/17	Pit.	31	23	316	74.2	2	0	79	0-0	127.9	23-20 W
9/24	@ Oak.	29	16	141	55.2	1	2	16	2-12	51.1	10-36 L
10/1	Bal.	35	20	203	57.1	0	3	38	0-0	38.2	0-12 L
10/8	@ Ari.	22	16	138	72.7	0	0	33	1-2	88.8	21-29 L
10/15	@ Den.	40	24	266	60.0	1	3	37	5-47	56.9	10-44 L
10/22	@ Pit.	Injured Reserve - Thumb									
10/29	Cin.	Injured Reserve - Thumb									
11/5	N.Y.G.	Injured Reserve - Thumb									
11/12	N.E.	Injured Reserve - Thumb									
11/19	@ Ten.	Injured Reserve - Thumb									
11/26	@ Bal.	Injured Reserve - Thumb									
12/3	@ Jac.	Injured Reserve - Thumb									
12/10	Phi.	Injured Reserve - Thumb									
12/17	Ten.	Injured Reserve - Thumb									
TOTALS	7 GM	215	137	1,483	63.7	7	9	79	10-78	77.3	

COUCH'S 1999 GAME-BY-GAME PASSING

DATE	OPP.	ATT.	COMP.	YDS.	PCT.	TD	INT.	LG.	TKD.	RAT.	RESULT
9/12	Pit.	3	0	0	0.0	0	1	0	1-7	0.0	L 0-43
9/19	@ Ten.	24	12	134	50.0	1	0	39t	7-44	80.9	L 9-26
9/26	@ Bal.	32	13	123	40.6	1	1	61	4-34	49.4	L 10-17
10/3	N.E.	28	13	201	46.4	1	0	64t	4-21	82.6	L 7-19
10/10	Cin.	27	15	164	55.6	0	1	24	3-20	58.3	L 17-18
10/17	@ Jac.	23	18	161	78.3	1	0	22	4-31	110.3	L 7-24
10/24	@ St.L.	40	22	185	55.0	0	2	36	1-7	46.4	L 3-34
10/31	@ N.O.	19	11	193	57.9	3	0	56t	2-12	132.2	W 21-16
11/7	Bal.	21	9	57	42.9	0	1	21	3-24	29.3	L 9-41
11/14	@ Pit.	28	18	199	64.3	2	1	35t	6-38	94.2	W 16-15
11/21	Car.	46	29	259	63.0	1	2	23	1-2	67.2	L 17-31
11/28	Ten.	35	19	262	54.1	2	0	78t	7-34	97.6	L 21-33
12/5	@ S.D.	29	18	184	62.0	1	2	23	6-37	63.0	L 10-23
12/12	@ Cin.	28	16	239	57.1	2	2	45	3-16	79.3	L 28-44
12/19	Jac.	16	10	86	62.5	0	0	17	4-32	76.6	L 14-24
12/26	Ind.	Did Not Play									
TOTALS	15 GM	399	223	2,447	55.9	15	13	78t	56-359	73.2	



LB ANDRA DAVIS 54

YEAR W/ BROWNS: **2ND**

BIRTHDATE: **DEC. 23, 1978**

YEAR IN NFL: **2ND**

ACQUIRED: **D (5) - '02**

HEIGHT: **6-1**

COLLEGE: **FLORIDA**

WEIGHT: **255**

GAMES PLAYED/STARTED: 2002 (16/0, 1/0).

CAREER GAMES: 16 games, 0 starts.

POSTSEASON GAMES: 1 game, 0 starts.

CAREER TRANSACTIONS: Selected by the Cleveland Browns in the fifth round, 141st overall, in the 2002 NFL Draft.

CAREER HIGHLIGHTS: Recorded his first career interception at Pittsburgh on Sept. 29, 2002 on a pass from Tommy Maddox.

SEASONAL REVIEWS

FUN FACTS

- First person from his hometown of Live Oak, Fla. and Suwanee High School to play professional sports.
- Teammate of Gerard Warren at the University of Florida and Warren is the godfather to Davis' daughter, Alisha.

2002: In his rookie season saw reserve action at the middle linebacker and nickel linebacker positions with 4 tackles, including 3 solo tackles and 1 interception...Key contributor on special teams as he ranked 3rd on the club with 16 special teams tackles and also added 1 recovered fumble...Had a career-high 2 tackles at Tennessee on Sept. 22...Recorded his first career interception at Pittsburgh on Sept. 29 with an interception in overtime on a pass from Steelers QB Tommy Maddux...**Game 1 vs. Kansas City 9/8:** In his NFL debut played on special teams...**Game 2 vs. Cincinnati 9/15:** Played on special teams...**Game 3 at Tennessee 9/22:** Played middle linebacker and recorded 2 solo tackles...Part of a defensive effort that allowed Tennessee only 187 net yards of offense, the fewest the club has allowed since 1994 (182, vs. Houston 11/27/94)...Also played on special teams with 1 tackle...**Game 4 at Pittsburgh 9/29:** Played linebacker in the nickel defensive package and recorded 1 solo tackle and 1 interception...Recorded his first career interception on the first play of overtime on a pass from Steelers QB Tommy Maddox intended for WR Antwaan Randle El at the Pittsburgh 34-yard line...Part of a defensive effort that limited Pittsburgh to 93 net yards rushing...Also played on special teams with 3 solo tackles...**Game 5 vs. Baltimore 10/6:** Played on special teams with 2 tackles...**Game 6 at Tampa Bay 10/13:** Played middle linebacker in the nickel defensive package and also played on special teams...**Game 7 vs. Houston 10/20:** Played middle linebacker in the nickel defensive package with 1 tackle...Part of a defensive effort that recorded 8 sacks and 1 forced fumble...Also played on special teams with 3 tackles...**Game 8 at N.Y. Jets 10/27:** Played on special teams...**Game 9 vs. Pittsburgh 11/3:** Played on special teams...**Game 10 at Cincinnati 11/17:** Played on special teams with 1 tackle...**Game 11 at New Orleans 11/24:** Played on special teams...Recovered a fumble in the 2nd quarter as Saints PR Michael Lewis fumbled at the New Orleans 36-yard line and 2 plays later WR Dennis Northcutt ran 36 yards for a TD to open a 14-6 lead...**Game 12 vs. Carolina 12/1:** Played on special teams...**Game 13 at Jacksonville 12/8:** Played on special teams with 1 tackle...**Game 14 vs. Indianapolis 12/15:** Played on special teams with 3 tackles...**Game 15 at Baltimore 12/22:** Played on special teams with 1 tackle...**Game 16 vs. Atlanta 12/29:** Played on special teams with 1 tackle...**AFC Wild Card Game at Pittsburgh 1/5:** Played on special teams.

COLLEGE: A redshirt senior who returned to action in 2001 after suffering a knee injury in the 2000 season opener...The co-recipient of the defensive unit's most inspirational player award in the spring of 2001, he started 23 of the 35 games he played in for the Gators...Finished with 232 tackles, 154 solos, 5 sacks for 39 yards, 24 tackles for loss, 4 forced fumbles and 3 recovered fumbles...In 2001 as a redshirt senior named *Associated Press* and *Football News* All-Southeastern Conference first team selection...Semifinalist for the Butkus Award, given to the nation's top linebacker...Added second team All-America honors from *The Sporting News*...Started every game at middle linebacker, leading the team with 107 tackles, 68 solos, 2 sacks for 14 yards, 10 tackles for loss, 2 recovered fumbles, 1 forced fumble and 1 interception...In 2000 entered the season as the squad's most experienced inside linebacker, but suffered a knee injury in the season opener and missed the rest of the season...As a junior in 1999 was a starter at middle linebacker and also saw duty on special teams...Played in all 12 games with 11 starts for 799 plays...Named Florida's Outstanding Linebacker...Recorded 109 tackles, 74 solos with 3 sacks for 25 yards, 12 tackles for loss, 4 quarterback pressures, 6 PBU and 2 forced fumbles...Posted 8 more tackles, 4 solos on special teams...As a sophomore in 1998 saw action in each of Florida's 11 regular-season games for 301 plays...Made 11 tackles, 8 solos with 2 tackles for loss on defense and was in on 9 tackles for the special teams unit...As a freshman in 1997 did not see any game action and was redshirted...Worked with the scout team as a linebacker and also with the running backs due to injuries at that position.

ANDRA DAVIS CONTINUED...

PERSONAL: An outstanding linebacker and fullback for Suwanee (Live Oak, Fla.) High School, who garnered All-America recognition as a linebacker...Received Super Prep All-America honors and was ranked among the nation's top 15 linebackers by that publication...Ranked among the top 12 players overall in the state of Florida by that publication and among the top 10 linebackers in the SEC region by Prep Star...A three-year starter...Second team all-state (4A) in 1995 and first team in 1996...Due to injury, he played in just seven games in 1996 but registered 105 total tackles with 7 sacks and rushed for 751 yards as a fullback with 4 TDs...Was team captain for both his football and basketball teams...Recreation program delivery major at Florida...Volunteers as the youth director at his church school...Son of Vernon Keith Davis and Kaffa Virginia Owens...Born Andra (pronounced on-DRAY) Raynard Davis on Dec. 23, 1978 in Live Oak, Fla...Married, wife Monique, and have a daughter, Alisha (12/1/00) and the couple are expecting their second child this fall...Donates his time to various Cleveland area charitable causes including Rainbow Babies and Children's Hospital, the Make-A-Wish Foundation and donating turkeys to Cleveland area residents during the holidays.

DAVIS' SINGLE-GAME CAREER HIGHS

TACKLES: 2 at Tennessee 9/22/02

INTERCEPTIONS: 1 at Pittsburgh 9/29/02

DAVIS' CAREER DEFENSIVE STATISTICS

YEAR	TACKLES			SACKS	INT'S	PBU	FUMBLES	ST
	TOTAL	SOLO	ASST.	NO./YDS.	NO./YDS.		REC./FOR.	TACKLES
2002 (Cle.)	4	3	1	0/0	1/0	0	0/0	16
CAREER	4	3	1	0/0	1/0	0	0/0	16

DAVIS' CAREER POSTSEASON DEFENSIVE STATISTICS

YEAR	TACKLES			SACKS	INT'S	PBU	FUMBLES	ST
	TOTAL	SOLO	ASST.	NO./YDS.	NO./YDS.		REC./FOR.	TACKLES
2002 (Cle.)	0	0	0	0/0	0/0	0	0/0	0
CAREER	0	0	0	0/0	0/0	0	0/0	0



WR ANDRAE' DAVIS 87

YEAR W/ BROWNS: **2ND**

BIRTHDATE: **JUNE 12, 1979**

YEAR IN NFL: **2ND**

ACQUIRED: **D (2) - '02**

HEIGHT: **6-1**

COLLEGE: **VIRGINIA TECH**

WEIGHT: **195**

GAMES PLAYED/STARTED: 2002 (16/4, 1/0).

CAREER GAMES: 16 games, 4 starts.

POSTSEASON GAMES: 1 game, 0 starts.

CAREER TRANSACTIONS: Selected by the Cleveland Browns in the second round, 47th overall, in the 2002 NFL Draft.

CAREER HIGHLIGHTS: His 6 receiving TDs ranked second on the Browns in 2002...Added a 95-yard kickoff return for TD vs. Houston on Oct. 20, 2002.

SEASONAL REVIEWS

2002: Made a major impact for the Browns during his rookie season as he ranked tied for 3rd among NFL rookies with 7 TDs as he appeared in all 16 regular season games, including 4 starts...Totalled 37 receptions for 420 yards (11.4 avg.) and 6 TDs and became only the 6th rookie

since 1970 to begin his career with a touchdown reception in his first three games...His 6 TD receptions ranked 2nd on the club and his 37 receptions and 420 receiving yards ranked 5th... Clutch receiver as 25 of his 37 receptions were for first downs... Had a career-high 5 receptions for 99 yards and 2 TDs at Tennessee on Sept. 22 in a 31-28 (OT) victory...Matched a career-high 5 receptions vs. Baltimore on Oct. 6...Named by *Pro Football Weekly* 2002 All-Rookie Team on special teams... Was also a key contributor on special teams with 50 kickoff returns for 1,068 yards (21.4 avg.) and 1 TD...Recorded his first career kickoff return for a touchdown with a 95-yard return and a career-high 168 kickoff return yards vs. Houston on Oct. 20... Ranked 3rd in the AFC and 8th in the NFL among rookies with a 21.4 kickoff return average...

Game 1 vs. Kansas City 9/8: In his NFL debut played wide receiver and recorded 3 receptions for 14 yards (4.7 avg.), including a 4-yard TD pass...In the 3rd quarter capped a 14-play, 80-yard (7:51) drive with a 4-yard TD pass from QB Kelly Holcomb to give the Browns the 27-14 lead...2 of his 3 receptions were for first downs...Added 2 kickoff returns for 40 yards (20.0 avg.), including a long of 26 yards...**Game 2 vs. Cincinnati 9/15:** Played wide receiver and was 4-37 (9.3 avg.) receiving, including a 15-yard TD reception...In the 2nd quarter capped an 8-play, 67-yard (4:12) drive with a 15-yard TD reception from QB Kelly Holcomb to give the Browns a 10-0 lead...3 of his 4 receptions were for first downs...Also played special teams with 1 kickoff return for 1 yard...**Game 3 at Tennessee 9/22:** Made his first career start at WR as the Browns opened in a three-wide receiver set and established a career-high with 5 receptions for 99 yards (19.8 avg.) and 2 TDs receiving...On the opening drive had a 30-yard reception on the first play of the game to the Tennessee 48-yard line and capped the 7-play, 78-yard drive (4:05) with a 14-yard TD grab from Tim Couch and an early 7-0 lead...In the 4th quarter added his second TD of the game with a 12-yard TD reception with 2:35 remaining in regulation to cut the Titans lead to 28-21...Had a key grab on the game-tying drive with a 12-yard reception on a 3rd and 11 play down to the Tennessee 13-yard line and three plays later Couch connected with WR Dennis Northcutt for an 8-yard TD with 12 seconds remaining to send the game to OT...Had a clutch reception in OT with a 31-yard grab down to the Tennessee 22-yard line and three plays later K Phil Dawson connected with a 33-yard game winning FG...All 5 of his receptions were for 1st downs...Added 4 kickoff returns for 81 yards (20.3 avg.), including a long of 24 yards...**Game 4 at Pittsburgh 9/29:** Started at wide receiver as the Browns opened in a three-wide receiver set...Had 2 receptions for 36 yards (18.0 avg.), including a long of 30 yards...On the Browns opening drive had a key 30-yard reception on a 3rd and 12 play down to the Pittsburgh 11-yard line and the drive resulted in a K Phil Dawson 28-yard FG and an early 3-0 lead...Also had a 6-yard reception on a 3rd and 6 play on the Browns next possession and the drive ended in a Dawson 28-yard FG and an early 6-0 lead...Both receptions were for first downs...Also played on special teams with 1 kickoff return for 32 yards...**Game 5 vs. Baltimore 10/6:** Played wide receiver and matched a career-high with 5 receptions for 73 yards (14.6 avg.), including a long of 29 yards...4 of his 5 receptions were for first downs...Also played on special teams with 4 kickoff returns for 88 yards (22.0 avg.), including a long of 28 yards...**Game 6 at Tampa Bay 10/13:** Played wide receiver and had 1 reception for 4 yards...Also played on special teams with 3 kickoff returns for 65 yards (21.7 avg.), including a long of 24 yards...**Game 7 vs. Houston 10/20:** Started at WR as the Browns opened in a three-wide receiver set and had 1 reception for 3 yards and also added a 95-yard kickoff return for a TD...Was named AFC Special Teams Player of the Week...In the 3rd quarter returned a kickoff 95-yards for his first career kickoff return for a TD to give the Browns a 17-14 lead...On the day totaled 4 kickoff returns for 168 yards (42.0 avg.), including a long of 95t yards...**Game 8 at N.Y. Jets 10/27:** Played wide receiver with 3-29 (9.7 avg.) receiving, including a 4-yard TD reception...Named Pepsi NFL Rookie of the Week by NFL.com...Capped a 3-play, 11-yard (1:26) drive following a Jets turnover with a 4-yard TD pass to reduce the Jets lead to 21-19...2 of his 3 receptions were for 1st downs... Also played on special teams with 2 kickoff returns for 44 yards (22.0 avg.), including a long of 22 yards...**Game 9 vs. Pittsburgh 11/3:** Played wide receiver and was 3-31 (10.3 avg.), including a long

FUN FACTS

- Did not start playing football until a junior at Niskayuna (N.Y.) High School.
- Graduated from Virginia Tech with a degree in property management and was a three-time member of the Big East Conference's Academic Team.

of 17 yards...Added 4 kickoff returns for 94 yards (23.5 avg.), including a long of 32 yards...**Game 10 at Cincinnati 11/17:** Played wide receiver with 1 TD reception for 15 yards...Capped a 12-play, 80-yard (6:44) drive with a 15-yard TD pass from Couch in the 1st quarter as the Browns opened a 14-7 lead...Also played on special teams with 4 kickoff returns for 46 yards (11.5 avg.), including a long of 19 yards...**Game 11 at New Orleans 11/24:** Played wide receiver with no receptions... Played on special teams with 4 kickoff returns for 80 yards (20.0 avg.) including a long of 26 yards...**Game 12 vs. Carolina 12/1:** Started at wide receiver as the offense opened in a three-wide receiver set...Had no receptions...Played on special teams with 3 kickoff returns for 68 yards (22.7 avg.), including a long of 26 yards...Also replaced injured Dennis Northcutt on punt returns in the 2nd half with 2 punt returns for 9 yards (4.5 avg.)...**Game 13 at Jacksonville 12/8:** Played wide receiver with 3-20 receiving (6.7 avg.), including a long of 10 yards...Added one rush for 9 yards... Replaced injured Dennis Northcutt (knee) on punt returns with 3 returns for 8 yards and also had 4 kickoff returns for 81 yards (20.3 avg.), including a long of 25 yards...**Game 14 vs. Indianapolis 12/15:** Played wide receiver with 1 reception for 2 yards...Also played on special teams with 1 punt return for 5 yards and 5 kickoff returns for 83 yards (16.6 avg.), including a long of 25 yards...**Game 15 at Baltimore 12/22:** Played wide receiver with 3-21 (7.0 avg.) receiving, including a long of 13 yards...2 of his 3 receptions were for first downs...Also had 1 rush for -3 yards...Played on special teams with 2 kickoff returns for 35 yards (17.5 avg.) including a long of 22 yards and 1 punt return for 15 yards...**Game 16 vs. Atlanta 12/29:** Played wide receiver with 2 receptions for 36 yards (18.0 avg.), including a long of 22 yards...Both receptions were for 1st downs...Had 3 kickoff returns for 62 yards (20.7 avg.), including a long of 23 yards...**AFC Wild Card Game at Pittsburgh 1/5:** Played wide receiver and had 2 receptions for 65 yards (32.5 avg.), including a long of 43-yards and also 1 TD...In the 3rd quarter had a 43-yard reception from Holcomb on the Browns 8-play, 64-yard (3:58) drive which was capped by K Phil Dawson's 24-yard FG...Also in the 4th quarter added a 22-yard TD pass from Holcomb to give the Browns a 33-21 lead...Both receptions were for first downs...Had 3 kickoff returns for 48 yards (16.0 avg.), including a long of 19 yards.

COLLEGE: Three-year starter at Virginia Tech as a wide receiver and also excelled on the school's track team, serving as the anchor on the 4x100-meter relay squad in addition to performing in the 200-meter dash...Has garnered honors for his performance both on the football field and in the classroom, received an \$18,000 post-graduate scholarship from the National Football Foundation... The three-time Academic All-Big East Conference choice ranks third on the school's career-record list with 1,986 yards receiving and 103 catches...18 career TD catches rank second on the school's all-time list, second to Antonio Freeman's 22 (1991-94)...Holds the school's all-time records with 872 yards and a 15.8-yard average on 55 punt returns...His 4 punt returns for touchdowns tied a Tech record...Added 218 yards on 10 kickoff returns (21.8 avg.) and 121 yards with 4 scores on 11 carries (11.0 avg.)...His senior year in 2001 named All-Big East Conference first team selection...Verizon Academic All-America selection and Big East Academic All-Conference choice...Recipient of The Sporting News Radio's Socrates Award, given to a college athlete who best embodies the Socrates Creed "mens sana in corpore sano" or "a strong mind in a strong body"...Started every game at flanker...Led the team with 39 receptions for 623 yards (16.0 avg.) and 7 TDs...Returned 35 punts for 437 yards (12.5 avg.) and a score...Gained 218 yards on 10 kickoff returns (21.8 avg.) and rushed 5 times for losses of 2 yards...Averaged 116.0 all-purpose yards per game...As a junior in 2000 started nine games, including the first seven contests at flanker...Caught 24 passes for 318 yards (13.3 avg.) and 2 TDs...Gained 51 yards and a score on 3 carries (17.0 avg.)...Returned 18 punts for 396 yards (22.0 avg.) and tied a school season-record with 3 TDs, matching the mark first set by Frank Loria in 1966...As a sophomore in 1999 named All-Big East Conference first team choice by The NFL Draft Report...Started every game at flanker, leading the conference with a 27.5-yard average as he hauled in 35 passes for 962 yards and 9 TDs...His 27.5-yard average shattered the previous school season record of 22.0 yards per catch by Antonio Freeman in 1992...His 9 scoring grabs tied Freeman's 1993 season record...His 962 yards broke the old Tech mark of 826 yards by Ricky Scales in 1972...Scored three times on three reverses for a total of 72 yards (24.0 avg.)...In 1998 as a freshman appeared in eight games, catching 5 passes for 83 yards (16.6 avg.)...Redshirted in 1997 and worked at split end on the scout team until he was moved to flanker at midseason.

ANDRÉ DAVIS CONTINUED...

PERSONAL: Played soccer at Niskayuna (N.Y.) High School until joining the football team as a junior...Lettered two years as a wide receiver and safety...Led the team with 10 TDs his senior season... Caught 26 passes for 471 yards and 6 TDs...Added 2 rushing TDs...Intercepted 3 passes as a free safety, returning one of them 95-yards for a score...Returned a kickoff 94 yards for a touchdown... Earned a first team spot on the conference all-star team...Named first team all-area as a kick returner by the *Albany Times-Union*...Helped his team to the Section II playoffs for the first time...Excelled in track, winning the state Class A 200-meter outdoor championship his senior year and finishing second in the 100...National Football Hall of Fame Scholar Athlete...Graduated from Virginia Tech with a degree in property management...Three-time member of the Big East Conference's Academic team...Son of Marcia and Clement Davis...Cousin, Rich Bowen, played football at Virginia Tech (1995)...Born André N. Davis on June 12, 1979...Donates his time to various Cleveland area charitable causes including the Cleveland Clinic Children's Hospital, assisting Toys For Tots during the holiday season and supporting the Browns 'Hats Off to Our Heroes Program'.

DAVIS' RECEIVING SINGLE-GAME CAREER HIGHS

RECEPTIONS: 5 at Tennessee 9/22/02; vs. Baltimore 10/6/02

RECEIVING YARDS: 99 at Tennessee 9/22/02

RECEIVING TD'S: 2 at Tennessee 9/22/02

LONG RECEPTION: 31 at Tennessee 9/22/02

KICKOFF RETURNS: 5 vs. Indianapolis 12/15/02

KICKOFF RETURN YARDS: 168 vs. Houston 10/20/02

LONGEST KICKOFF RETURN: 95t vs. Houston 10/20/02

TD'S KICKOFF RETURNS: 1 vs. Houston 10/20/02

PUNT RETURNS: 3 at Jacksonville 12/8/02

PUNT RETURN YARDS: 9 vs. Carolina 12/1/02

LONGEST PUNT RETURN: 9 vs. Carolina 12/1/02

DAVIS' CAREER RECEIVING STATISTICS

YEAR	REC.	YARDS	AVERAGE	LONG	TD
2002 (Cle.)	37	420	11.4	31	6
CAREER	37	420	11.4	31	6

DAVIS' CAREER SPECIAL TEAMS STATISTICS

YEAR	PUNT RETURNS						KICKOFF RETURNS						ST
	RT.	FC	YDS.	AVG.	LONG	TD	RET.	FC	YDS.	AVG.	LONG	TD	TACKLES
2002 (Cle.)	7	4	37	5.3	15	0	50	0	1,068	21.4	95t	1	0
CAREER	7	4	37	5.3	15	0	50	0	1,068	21.4	95t	1	0

DAVIS' 2002 OFFENSIVE STATISTICS

DATE	OPP.	RECEIVING						RUSHING					
		NO.	YDS.	AVG.	LG.	TD	NO.	YDS.	AVG.	LG.	TD		
9/8	K.C.	3	14	4.7	5	1	0	0	0.0	0	0		
9/15	Cin.	4	37	9.3	15t	1	0	0	0.0	0	0		
9/22	@ Ten.	5	99	19.8	31	2	0	0	0.0	0	0		
9/29	@ Pitt.	2	36	18.0	30	0	0	0	0.0	0	0		
10/6	Balt.	5	73	14.6	29	0	0	0	0.0	0	0		
10/13	@ T.B.	1	4	4.0	4	0	0	0	0.0	0	0		
10/20	Hou.	1	3	3.0	3	0	0	0	0.0	0	0		
10/27	@ NYJ	3	29	9.7	18	1	0	0	0.0	0	0		
11/3	Pitt.	3	31	10.3	17	0	0	0	0.0	0	0		
11/17	@ Cin.	1	15	15.0	15	1	1	1	1.0	1	0		
11/24	@ N.O.	0	0	0.0	0	0	0	0	0.0	0	0		
12/1	Car.	0	0	0.0	0	0	0	0	0.0	0	0		
12/8	@ Jack.	3	20	6.7	10	0	1	9	9.0	9	0		
12/15	Ind.	1	2	2.0	2	0	0	0	0.0	0	0		
12/22	@ Balt.	3	21	7.0	13	0	1	-3	-3.0	-3	0		
12/29	Atl.	2	36	18.0	22	0	0	0	0.0	0	0		
TOTALS	16 GM	37	420	11.4	31	6	3	7	2.3	9	0		

ANDRE' DAVIS CONTINUED...

DAVIS' 2002 POSTSEASON OFFENSIVE STATISTICS

DATE	OPP.	NO.	RECEIVING				NO.	RUSHING			
			YDS.	AVG.	LG.	TD		YDS.	AVG.	LG.	TD
1/5	@ Pitt.	2	65	32.5	43	1	0	0	0.0	0	0
TOTALS	1 GM	2	65	32.5	43	1	0	0	0.0	0	0

DAVIS' 2002 SPECIAL TEAMS STATISTICS

DATE	OPP.	NO.	PUNT RETURNS				NO.	KICKOFF RETURNS			
			YDS.	AVG.	LG.	TD		YDS.	AVG.	LG.	TD
9/8	K.C.	0	0	0.0	0	0	2	40	20.0	26	0
9/15	Cin.	0	0	0.0	0	0	1	1	1.0	1	0
9/22	@ Ten.	0	0	0.0	0	0	4	81	20.3	24	0
9/29	@ Pitt.	0	0	0.0	0	0	1	32	32.0	32	0
10/6	Balt.	0	0	0.0	0	0	4	88	22.0	28	0
10/13	@ T.B.	0	0	0.0	0	0	3	65	21.7	24	0
10/20	Hou.	0	0	0.0	0	0	4	168	42.0	95t	1
10/27	@ NYJ	0	0	0.0	0	0	2	44	22.0	22	0
11/3	Pitt.	0	0	0.0	0	0	4	94	23.5	32	0
11/17	@ Cin.	0	0	0.0	0	0	4	46	11.5	19	0
11/24	@ N.O.	0	0	0.0	0	0	4	80	20.0	26	0
12/1	Car.	2	9	4.5	9	0	3	68	22.7	26	0
12/8	@ Jack.	3	8	2.7	7	0	4	81	20.3	25	0
12/15	Ind.	1	5	5.0	5	0	5	83	16.6	25	0
12/22	@ Balt.	1	15	15.0	15	0	2	35	17.5	22	0
12/29	Atl.	0	0	0.0	0	0	3	62	20.7	23	0
TOTALS	16 GM	7	37	5.3	15	0	50	1,068	21.4	95T	1

DAVIS' 2002 POSTSEASON SPECIAL TEAMS STATISTICS

DATE	OPP.	NO.	PUNT RETURNS				NO.	KICKOFF RETURNS			
			YDS.	AVG.	LG.	TD		YDS.	AVG.	LG.	TD
1/5	@ Pitt.	0	0	0.0	0	0	3	48	16.0	19	0
TOTALS	1 GM	0	0	0.0	0	0	3	48	16.0	19	0

DAVIS' CAREER POSTSEASON RECEIVING STATISTICS

YEAR	REC.	YARDS	AVERAGE	LONG	TD
2002 (Cle)	2	65	32.5	43	1
CAREER	2	65	32.5	43	1

DAVIS' CAREER POSTSEASON SPECIAL TEAMS STATISTICS

YEAR	KICKOFF RETURNS						PUNT RETURNS						ST TACKLES
	NO.	FC	YDS.	AVG.	LONG	TD	NO.	FC	YDS.	AVG.	LONG	TD	
2002 (Cle)	0	0	0	0.0	0	0	3	0	48	16.0	19	0	0
CAREER	0	0	0	0.0	0	0	3	0	48	16.0	19	0	0



K PHIL DAWSON 4

YEAR W/ BROWNS: 5TH

YEAR IN NFL: 5TH

HEIGHT: 5-11

WEIGHT: 195

BIRTHDATE: JAN. 23, 1975

ACQUIRED: FA-'99

COLLEGE: TEXAS

GAMES PLAYED/STARTED: 1998 (0/0); 1999 (15/0); 2000 (16/0); 2001 (16/0); 2002 (16/0, 1/0).

CAREER GAMES: 63 games, 0 starts.

POSTSEASON GAMES: 1 game, 0 starts.

CAREER TRANSACTIONS: Signed by Oakland as free agent on April 24, 1998...Claimed by New England off waivers on Aug. 21, 1998...Signed by New England to practice squad on Aug. 31,

1998...Signed by Cleveland as a free agent on March 25, 1999...
Signed by Cleveland to a four-year contract on April 26, 2002.

CAREER HIGHLIGHTS: Established a career high in 2002 with 100 points by connecting on 22-of-28 FG and 34-35 PAT...Made a career-long 52-yard field goal vs. Cincinnati on Sept. 15, 2002...Nailed a 33-yard FG in overtime to lift the Browns to a 31-28 win at Tennessee on Sept. 22...Connected on a 44-yard FG with 55 seconds remaining in the 4th quarter to give the Browns a 41-38 win at Tennessee on Dec. 30, 2001...Nailed 39-yard attempt as time expired to lift the Browns to a 16-15 win at Pittsburgh on Nov. 14, 1999...Scored his first NFL touchdown on a 4-yard fake field goal attempt against the Cincinnati Bengals on Oct. 10, 1999...Connected on his first NFL field goal attempt, making good from 41 yards against the Tennessee Titans on Sept. 26, 1999.

SEASONAL REVIEWS

2002: In his fourth season with the Browns established a career high 100 points by converting 22-28 field goals (78.6%) and 34-35 PATs...His 22 FGs matched a career high...Made a career-long 52-yard FG vs. Cincinnati on Sept. 15 and also added a 50-yard FG at Tampa Bay on Oct. 13...Had the second longest consecutive FG streak in franchise history with 21 (10/7/01 to 9/22/02)...Nailed a 33-yard FG in overtime to lift the Browns to a 31-28 win at Tennessee on Sept. 22...Established a career-high 15 points vs. Kansas City on Sept. 8 in the opener with 3-3 PATs and matched a career-high 4 FGs...Had three games of 10 points or more: 15 vs. Kansas City on Sept. 8 (3-3 PAT, 4-4 FG; 10 vs. Houston on Oct. 20 (4-4 PAT, 2-2 FG); and 10 points at N.Y. Jets on Oct. 27 (1-1 PAT, 3-3 FG)...Over the last three seasons ranks 8th in the NFL in accuracy for kickers with three or more years of NFL experience...**Game 1 vs. Kansas City 9/8:** Converted on 4-4 FG attempts (20, 32, 34, 41) and had a career-high 15 points (4 FG and 3 PAT)...His 4 FG's also matched a career-high...Also handled kickoff duties and had 5-9 kickoffs 70 or more yards and had 2 touchbacks...**Game 2 vs. Cincinnati 9/15:** Converted 2-2 FG attempts (52, 45) and extended his consecutive field goals made streak to 21 dating back to last season...His 21 consecutive FG streak is the second longest in franchise history (23, Matt Stover)...The 52-yard FG in the 2nd quarter was a career-long (previous 49 at Baltimore, 9/26/99)...Had a 45-yard FG in the 4th quarter to open a 20-0 lead...Had 8 points (2-2 FG and 2-2 PAT)...Also handled kickoff duties and had 2-5 kickoffs 70 or more yards and one touchback...**Game 3 at Tennessee 9/22:** Converted 1-2 FG and 4-4 PATs for 7 points, including the game-winning 33-yard FG in OT to give the Browns a 31-28 OT win...Attempted a career-long 52-yard FG in the 2nd quarter and was wide right, snapping his string of 21 consecutive FG made...Handled kickoff duties with 2-5 kickoffs 70 yards or more, with one TB...Also perfected an onside kick with 2:35 remaining in the 4th quarter with the Browns trailing 28-21 and converted with Dennis Northcutt which gave the Browns possession at the Titans 42-yard line and 9-plays later Couch connected with Northcutt for an 8-yard TD to tie the game, 28-28, and send the game to OT...**Game 4 at Pittsburgh 9/29:** Converted 2-3 FG and 1-1 PAT for 7 points...Connected on a pair of 28-yard FGs in the 1st half, including a 28-yarder in the 1st quarter to cap an 11-play, 50-yard (5:12) drive and a 28-yarder in the 2nd quarter to cap a 12-play, 77-yard (4:41) drive...Had a 45-yard FG attempt in OT tipped at the line of scrimmage and fell short...Also handled kickoff duties with 2-5 kickoffs 70 yards or more... **Game 5 vs. Baltimore 10/6:** Converted 1-1 PAT and did not attempt a FG...Late in the 4th quarter successfully recovered an onside kick to give the Browns possession at the Cleveland 43-yard line with 57 seconds remaining as the Browns trailed 26-21... Also handled kickoff duties with 1-3 kickoffs 70 yards or more...Added one pooch punt for 16 yards... **Game 6 at Tampa Bay 10/13:** Converted a 50-yard FG in the 4th quarter to cut the Tampa Bay lead

FUN FACTS

- Has 6 game-winning kicks in his four years with the Browns.
- Scored the first regular season rushing TD for the Browns at Cleveland Browns Stadium with a 4-yard TD run on a fake field goal attempt vs. Cincinnati on Oct. 10, 1999.
- Phil's wife, Shannon, is an accomplished singer who has sung the National Anthem prior to Browns home games, toured with Wayne Newton from 1992-94 and sang at George W. Bush's Inauguration after being elected Governor of Texas (1994).

PHIL DAWSON CONTINUED...

to 17-3...Also handled kickoff duties with 1-2 kickoffs 70 yards or more...**Game 7 vs. Houston 10/20:** Converted 4-4 PAT and 2-2 FG for 10 points in the Browns 34-17 win over Houston... Connected on a 35-yard FG in the 3rd quarter to give the Browns the 10-7 lead...Added a 43-yard FG in the 4th quarter to open the Browns lead to 27-17...Also handled kickoff duties with 0-7 kickoffs 70 yards or more...**Game 8 at N.Y. Jets 10/27:** Converted 3-3 FG and 1-1 PAT for 10 points, including the game-winning 35-yard FG in the 4th quarter with 3:30 remaining to give the Browns a 24-21 win...Connected on a 23-yard FG in the 1st quarter and a 26-yard FG in the 2nd quarter...Also handled kickoff duties with 0-6 kickoffs 70 yards or more...**Game 9 vs. Pittsburgh 11/3:** Converted 2-3 PATs...Missed a PAT in the 4th quarter which snapped a streak of 28 consecutive PATs (vs. Tennessee 12/2/01 to vs. Pittsburgh 11/3/02)...Also handled kickoff duties with 0-4 kickoffs 70 yards or more...**Week 10 at Cincinnati 11/17:** Converted 2-3 FGs and 3-3 PAT for 9 points...Connected on a 27-yard FG in the 2nd quarter to open a 17-14 lead...Missed a 24-yard FG in the 2nd quarter which hit the right upright...In the 4th quarter connected on a 40-yard FG to open a 27-20 lead...Also handled kickoff duties with 0-6 kickoffs 70 yards or more... **Game 11 at New Orleans 11/24:** Converted a 28-yard FG and was 3-3 on PATs for 6 points...Also handled kickoff duties with 2-5 kickoffs 70 yards or more...**Game 12 vs. Carolina 12/1:** Converted 2-3 FGs...Connected on a 25-yard FG in the 1st quarter to give the Browns the early 3-0 lead...Missed a 30-yard FG (wide right) in the 2nd quarter...Added a 33-yard FG in the 3rd quarter...Also handled kickoff duties with 0-3 kickoffs 70 yards or more...**Game 13 at Jacksonville 12/8:** Converted 3-3 PAT and was 0-2 in FG attempts with a 42-yard FG attempt wide left in the 1st quarter and a 36-yard FG attempt blocked in the 2nd quarter...Also handled kickoff duties with 0-3 kickoffs 70 yards or more...**Game 14 vs. Indianapolis 12/15:** Converted a 29-yard FG in the 2nd quarter and was 2-2 on PAT attempts for 5 points...In the first quarter had a PAT attempt aborted...Also handled kickoff duties with 1-5 kickoffs 70 yards or more with 1 touchback...**Game 15 at Baltimore 12/22:** Converted 2-2 PATs for 2 points...Also handled kickoff duties with 0-3 kickoffs 70-yards or more...**Game 16 vs. Atlanta 12/29:** Converted a 40-yard FG and was 3-3 PATs for 6 points...Capped a 12-play, 53-yard (5:09) drive in the 1st quarter with a 40-yard FG...Also added a 20-yard pooch punt in the 2nd quarter...**AFC Wild Card Game at Pittsburgh 1/5:** Converted 2-2 field goal attempts and 3-3 PATs for 9 points...Connected on a 31-yard field goal in the 2nd quarter to open a 17-7 lead...Also added a 24-yard field goal in the 4th quarter to open a 27-14 lead...Also handled kickoff duties with 0-7 kickoffs 70 yards or more.

2001: Had a break-out year by converting 22-25 FGs (88.0%) and 29-30 PAT for 95 points...His 15 consecutive field goals to finish the year was the longest current streak in the NFL at the conclusion of the regular season...Also connected on 19 of his last 20 FGs...His 88.0% mark ranked second in the NFL...Named AFC Special Teams Player of the Week on Sept. 30 at Jacksonville with 3 FGs and 2 PATs for 11 points...Connected on all 4 field goal attempts vs. Cincinnati on Nov. 25, matching a career high and also had a season-high 12 points...Had his PAT streak of 51 consecutive PATs made come to an end vs. the Bengals with a missed PAT in the 2nd quarter, snapping a streak dating back to Nov. 7, 1999 vs. Baltimore...Connected on a 44-yard field goal with 55 seconds remaining in the 4th quarter to give the Browns a 41-38 win at Tennessee on Dec. 30 and finished the day with 2 FGs and 5 PATs for 11 points...Had 10 or more points on four occasions: 11 at Jacksonville on Sept. 30; 12 vs. Cincinnati on Nov. 25; 10 at New England on Dec. 9; and 11 at Tennessee on Dec. 30.

2000: In his second season with the Browns, connected on 14-of-17 field goal attempts and finished with 59 points (17 PATs and 14 FGs)...Was perfect from inside the 39-yard line by converting all 12 FGs...Also connected on 17-of-17 PATs...Finished the year in fine style by converting on his final 8 consecutive FG attempts...Had a season long 45-yard FG at Denver on Oct. 15...Established a career-high 13 points vs. New England on Nov. 12 in a 19-11 win over the Patriots by connecting on 4 FGs (39, 43, 35, 35) and 1 PAT...Also had 11 points vs. Pittsburgh in the Browns' 23-20 win over the Steelers as he converted 2 PATs and FG attempts of 23, 28 and 29 yards, including the final 2 FGs in the fourth quarter.

1999: Earned the place kicking job in training camp, fending off competition from Chris Boniol

PHIL DAWSON CONTINUED...

and Danny Kight...Totaled 53 points during the 1999 season by converting 23-of-24 PATs and 8-of-12 field goals...Had a career-high 49-yard FG at Baltimore on Sept. 26...Appeared in his first NFL game on Sept. 19 at Tennessee and scored the first points in the Browns' inaugural season by converting his first NFL field goal attempt on a 41-yard field goal in the second quarter...Scored the Browns' first rushing touchdown of the season and in Cleveland Browns Stadium on a 4-yard touchdown run on a fake field goal attempt on Oct. 10 vs. Cincinnati and also added a 33-yard FG and 2 PATs for 11 points...Converted a 39-yard field goal as time expired to provide the Browns a 16-15 win at Pittsburgh on Nov. 14...Was 3-of-5 from 30-39 yards and 3-of-5 from 40-49 yards.

1998: Claimed off waivers by New England from Oakland on Aug. 21, 1998...Spent the 1998 season on the New England Patriots' practice squad.

COLLEGE: Four-year letterman at Texas...Earned first team All-America, All Big 12 honors following senior season in 1997...Was 9-15 from 50+yards over collegiate career, including career-long 53-yarder against Texas Tech as a junior...In 1996 as a junior, first team All-America by *Pro Football Weekly*, All-Big 12 after leading conference and finishing in the top 10 in the nation with 1.6 field goals per game...Posted 108 points in 12 games for the Longhorns...Hit 19-of-24 field goals...Led the team in scoring in 1995...Earned honorable mention All-America honors as a sophomore...Made 4 field goals of 50 or more yards, including a 52-yarder in the Sugar Bowl...Named *Dallas Morning News*' SWC Offensive Player of the Week following a 50-yard field goal that beat Virginia...Tied Texas record for consecutive PATs made with 54...Scored 80 points as a redshirt freshman in 1994...SWC's top kicker and the nation's top freshman kick scorer...Redshirted in 1993.

PERSONAL: Born in West Palm Beach, Fla....Attended Lake Highlands High in Dallas, Texas...Ranked top placekicker in Texas as a senior...All-America and Southwest Region Offensive Player of the Year by SuperPrep...Hit 18-of-24 field goals as a senior...Also started at tackle...Makes his offseason home in Austin, Texas, with his wife, Shannon and sons, Dru (4/13/01) and Beau (4/28/03)...Very involved in Cleveland community by dedicating his time visiting children at various hospitals, including the Cleveland Clinic Foundation Children's Hospital, Rainbow Babies and Children's Hospital and University Hospital...Also serves as the spokesperson for the Children's Miracle Network.

DAWSON'S SINGLE-GAME CAREER HIGHS

SCORING: MOST POINTS SCORED: 15 vs. Kansas City 9/8/02 (4-4 FG/ 3-3 PAT)

FIELD GOALS: NUMBER ATTEMPTED: 4 vs. New England 11/12/00; vs. Cincinnati 11/25/01; vs. Kansas City 9/8/02

NUMBER MADE: 4 vs. New England 11/12/00; vs. Cincinnati 11/25/01; vs. Kansas City 9/8/02

LONGEST ATTEMPT: 52 vs. Cincinnati 9/15/02; at Tennessee 9/22/02

LONGEST MADE: 52 vs. Cincinnati 9/15/02

LONGEST FG MADE STREAK: 21 (vs. San Diego 10/7/01 to at Tennessee 9/22/02); Current streak: 2 (vs. Indianapolis 12/15/02 to present)

PATS: NUMBER ATTEMPTED: 5 at Tennessee 12/30/01

NUMBER MADE: 5 at Tennessee 12/30/01

CONSECUTIVE PATS MADE: 51 (11/14/99 at Pittsburgh to vs. Cincinnati 11/25/01); Current streak: 16 (at Cincinnati 11/17/02 to present)

DAWSON'S CAREER KICKING STATISTICS

DATE	PTS.	PAT	FG	10-19	20-29	30-39	40-49	50+	ST TACKLES
1999 (Cle.)	53	23/24	8/12	-	2/2	3/5	3/5	-	3
2000 (Cle.)	59	17/17	14/17	3/3	4/4	5/5	2/5	-	3
2001 (Cle.)	95	29/30	22/25	-	10/10	8/9	4/6	-	2
2002 (Cle.)	100	34/35	22/28	-	9/10	6/8	5/7	2/3	1
TOTALS	*307	103/106	66/82	3/3	25/26	22/27	14/23	2/3	9

*Includes rushing TD vs. Cincinnati 10/10/99 (6 points)

PHIL DAWSON CONTINUED...

DAWSON'S 2002 GAME-BY-GAME STATISTICS

DATE	OPP.	PTS.	PAT	FG	MADE	MISS	10-19	20-29	30-39	40-49	50+
9/8	K.C.	15	3-3	4-4	20, 32, 34, 41	-	0-0	1-1	2-2	1-1	0-0
9/15	Cin.	8	2-2	2-2	52, 45	-	0-0	0-0	0-0	1-1	1-1
9/22	@ Ten.	7	4-4	1-2	33	52	0-0	0-0	1-1	0-0	0-1
9/29	@ Pitt.	7	1-1	2-3	28, 28	45	0-0	2-2	0-0	0-1	0-0
10/6	Balt.	1	1-1	0-0	-	-	0-0	0-0	0-0	0-0	0-0
10/13	@ T.B.	3	0-0	1-1	50	-	0-0	0-0	0-0	0-0	1-1
10/20	Hou.	10	4-4	2-2	35, 43	-	0-0	0-0	1-1	1-1	0-0
10/27	@ NYJ	10	1-1	3-3	23, 26, 35	-	0-0	2-2	1-1	0-0	0-0
11/3	Pitt.	2	2-3	0-0	-	-	0-0	0-0	0-0	0-0	0-0
11/17	@ Cin.	9	3-3	2-3	27, 40	24	0-0	1-2	0-0	1-1	0-0
11/24	@ N.O.	6	3-3	1-1	28	-	0-0	1-1	0-0	0-0	0-0
12/1	Car.	6	0-0	2-3	25, 33	30	0-0	1-1	1-2	0-0	0-0
12/8	@ Jack.	3	3-3	0-2	-	42, 36	0-0	0-0	0-1	0-1	0-0
12/15	Ind.	5	2-2	1-1	29	-	0-0	1-1	0-0	0-0	0-0
12/22	@ Balt.	2	2-2	0-0	-	-	0-0	0-0	0-0	0-0	0-0
12/29	Atl.	6	3-3	1-1	40	-	0-0	0-0	0-0	1-1	0-0
TOTALS	16 GM	100	34-35	22-28			0-0	9-10	6-8	5-7	2-3

DAWSON'S 2002 POSTSEASON GAME-BY-GAME STATISTICS

DATE	OPP.	PTS.	PAT	FG	MADE	MISS	10-19	20-29	30-39	40-49	50+
1/5	@ Pitt.	9	3-3	2-2	24, 31	-	0-0	1-1	1-1	0-0	0-0
TOTALS	1 GM	9	3-3	2-2			0-0	1-1	1-1	0-0	0-0

DAWSON'S 2001 GAME-BY-GAME STATISTICS

DATE	OPP.	1-19	20-29	30-39	40-49	50+	TOTAL	PCT.	LONG	PAT'S	POINTS
9/9	Sea.	0-0	1-1	0-1	1-1	0-0	2-3	.667	48	0-0	6
9/23	Det.	0-0	0-0	1-1	0-1	0-0	1-2	.500	33	3-3	6
9/30	@ Jac.	0-0	1-1	2-2	0-0	0-0	3-3	1.000	35	2-2	11
10/7	S.D.	0-0	1-1	1-1	0-1	0-0	2-3	.667	31	2-2	8
10/14	@ Cin.	0-0	0-0	0-0	0-0	0-0	0-0	-	-	2-2	2
10/21	Bal.	0-0	0-0	1-1	0-0	0-0	1-1	1.000	33	3-3	6
11/4	@ Chi.	0-0	0-0	0-0	0-0	0-0	0-0	-	-	3-3	3
11/11	Pit.	0-0	0-0	0-0	1-1	0-0	1-1	1.000	40	1-1	4
11/18	@ Bal.	0-0	1-1	0-0	1-1	0-0	2-2	1.000	42	3-3	9
11/25	Cin.	0-0	3-3	1-1	0-0	0-0	4-4	1.000	33	0-1	12
12/2	Ten.	0-0	0-0	0-0	0-0	0-0	0-0	-	-	1-1	1
12/9	@ N.E.	0-0	2-2	1-1	0-0	0-0	3-3	1.000	39	1-1	10
12/16	Jac.	0-0	1-1	0-0	0-0	0-0	1-1	1.000	29	1-1	4
12/23	@ G.B.	0-0	0-0	0-0	0-0	0-0	0-0	-	-	1-1	1
12/30	@ Ten.	0-0	0-0	1-1	1-1	0-0	2-2	1.000	44	5-5	11
1/6/02	@ Pit.	0-0	0-0	0-0	0-0	0-0	0-0	-	-	1-1	1
TOTALS		0-0	10-10	8-9	4-6	0-0	22-25	.880	48	29-30	95

DAWSON'S 2000 GAME-BY-GAME STATISTICS


DATE	OPP.	1-19	20-29	30-39	40-49	50+	TOTAL	PCT.	LONG	PAT'S	POINTS
9/3	Jac.	0-0	0-0	0-0	0-0	0-0	0-0	-	-	1-1	1
9/10	@ Cin.	0-0	0-0	1-1	0-0	0-0	1-1	1.000	30	3-3	6
9/17	Pit.	1-1	2-2	0-0	0-0	0-0	3-3	1.000	28	2-2	11
9/24	@ Oak.	0-0	1-1	0-0	0-1	0-0	1-2	.500	29	1-1	4
10/1	Bal.	0-0	0-0	0-0	0-0	0-0	0-0	-	-	0-0	0
10/8	@ Ari.	0-0	0-0	0-0	0-1	0-0	0-1	.000	-	3-3	3
10/15	@ Den.	0-0	0-0	0-0	1-1	0-0	1-1	1.000	45	1-1	4
10/22	@ Pit.	0-0	0-0	0-0	0-1	0-0	0-1	.000	-	0-0	0
10/29	Cin.	1-1	0-0	0-0	0-0	0-0	1-1	1.000	18	0-0	3
11/5	N.Y.G.	1-1	0-0	0-0	0-0	0-0	1-1	1.000	19	0-0	3
11/12	N.E.	0-0	0-0	3-3	1-1	0-0	4-4	1.000	43	1-1	13
11/19	@ Ten.	0-0	0-0	1-1	0-0	0-0	1-1	1.000	38	1-1	4
11/26	@ Bal.	0-0	0-0	0-0	0-0	0-0	0-0	-	-	1-1	1
12/3	@ Jac.	0-0	0-0	0-0	0-0	0-0	0-0	-	-	0-0	0
12/10	Phi.	0-0	1-1	0-0	0-0	0-0	1-1	1.000	29	3-3	6
12/17	Ten.	0-0	0-0	0-0	0-0	0-0	0-0	-	-	0-0	0
TOTALS		3-3	4-4	5-5	2-5	0-0	14-17	.824	45	17-17	59

PLAYERS
VETERANS

DAWSON'S 1999 GAME-BY-GAME STATISTICS

DATE	OPP.	1-19	20-29	30-39	40-49	50+	TOTAL	PCT.	LONG	PAT'S	POINTS
9/12	Pit.	0-0	0-0	0-0	0-0	0-0	0-0	-	-	0-0	0
9/19	@ Ten.	0-0	0-0	0-0	1-1	0-0	1-1	1,000	41	0-0	3
9/26	@ Bal.	0-0	0-0	0-0	1-1	0-0	1-1	1,000	49	1-1	4
10/3	N.E.	0-0	0-0	0-1	0-0	0-0	0-1	.000	-	1-1	1
10/10	Cin.	0-0	0-0	1-1	0-0	0-0	1-1	1,000	33	2-2	11*
10/17	@Jac.	0-0	0-0	0-0	0-0	0-0	0-0	-	-	1-1	1
10/24	@St.L.	0-0	0-0	0-0	1-1	0-0	1-1	1,000	47	0-0	3
10/31	@N.O.	0-0	0-0	0-0	0-1	0-0	0-1	.000	-	3-3	3
11/7	Bal.	0-0	1-1	0-0	0-0	0-0	1-1	1,000	25	0-1	3
11/14	@Pit.	0-0	0-0	1-1	0-0	0-0	1-1	1,000	39	1-1	4
11/21	Car.	0-0	1-1	0-1	0-0	0-0	1-2	.500	23	2-2	5
11/28	Ten.	0-0	0-0	0-0	0-0	0-0	0-0	-	-	3-3	3
12/5	@S.D.	0-0	0-0	1-1	0-1	0-0	1-2	.500	33	1-1	4
12/12	@Cin.	0-0	0-0	0-0	0-0	0-0	0-0	-	-	2-2	2
12/19	Jac.	0-0	0-0	0-0	0-0	0-0	0-0	-	-	2-2	2
12/26	Ind.	0-0	0-0	0-0	0-0	0-0	0-0	-	-	4-4	4
TOTALS		0-0	2-2	3-5	3-5	0-0	8-12	.667	49	23-24	53

* Rushed for a 4-yard touchdown on a fake field goal (10/10/99).



OL MELVIN FOWLER 67

YEAR W/ BROWNS: **2ND**

BIRTHDATE: **MARCH 31, 1979**

YEAR IN NFL: **2ND**

ACQUIRED: **D (3) - '02**

HEIGHT: **6-3**

COLLEGE: **MARYLAND**

WEIGHT: **310**

GAMES PLAYED/STARTED: 2002 (1/1).

CAREER GAMES: 1 game, 1 start.

POSTSEASON GAMES: 0 games, 0 starts.

CAREER TRANSACTIONS: Selected by the Cleveland Browns in the third round, 76th overall, in the 2002 NFL Draft.

CAREER HIGHLIGHTS: Made his NFL debut by starting at center at Tampa Bay on Oct. 13, 2002.

SEASONAL REVIEWS

2002: In his rookie season with the Browns was the backup center behind Dave Wohlabaugh...Made his first career start at center at Tampa Bay on Oct. 13 filling in for injured starting center Dave Wohlabaugh (hand)...Dressed but did not play in three contests and was inactive for the remaining 12 regular season games and the AFC Wild Card Game at Pittsburgh.

COLLEGE: Did not allow a quarterback sack in four years as a starter at Maryland...Took over center duties in his redshirt freshman year, despite having practiced at that position for only ten days before earning the starting job...A model of consistency, he started every game (44) that he ever played in for Maryland...As a senior in 2001 named All-America and All-Atlantic Coast Conference first team selection by The National Sports Bureau, adding third team national honors from *Football News...* Received the highest grade for blocking consistency (87.4%) of any offensive lineman in the

FUN FACTS

- Started every game (44) that he ever played at Maryland and never allowed a sack in four years as a starter.
- Took over center duties in his redshirt freshman year, despite having practiced at that position for only ten days before earning the starting job.
- One of nine children growing up in Wheatly Heights, N.Y.

MELVIN FOWLER CONTINUED...

Division 1-A ranks as he totaled a career-high 121 key knockdowns for an offense that averaged 439.7 yards per game on the way to winning the Atlantic Coast Conference title...Did not allow a sack all year, while registering thirteen touchdown-resulting blocks...As a junior in 2000 named All-Atlantic Coast Conference first team selection by College Football News, adding honorable mention from the ACC Sports Writers Association...Recipient of the Alvin L. Aubinoe Award, given to the team's "unsung hero"...Started every game at center, leading a solid blocking effort upfront as the team ranked second in the conference by allowing only 21 quarterback sacks...Collected 97 key knockdowns for an offense that averaged 335.2 yards per game...In 1999 as a sophomore named All-Atlantic Coast Conference second team selection by SportsPage.com....Anchored the offensive line, helping guide Maryland's NCAA 12th-ranked rushing offense and allowing just 11 sacks for the season...Registered 77 key knockdowns and did not allow a quarterback sack as the team averaged 231.4 yards per game passing while the offensive line allowed a total of only 11 quarterback sacks...In 1998 named Freshman All-America second team choice by SportsPage.com...Shifted from nose guard to center just ten days prior to the season opener, starting every game...Helped the team reduce its quarterback sack total from 56 in 1997 to 30 in 1998...Major reason the Terps were able to average 161.2 yards per game on the ground...Bothered most of the year by a left shoulder contusion that would require surgery after the season...In 1997 redshirted as a freshman, performing as a nose guard on the scout team.

PERSONAL: All-county and All-Long Island selection as a defensive lineman at Half Hollow Hills (Long Island, N.Y.) High School...Chosen Long Island's top lineman in a vote of area coaches...Also a finalist for the 1996 Bob Zellner Award...Three-sport standout who also excelled in basketball and lacrosse...Member of the school's Honor Roll...Communications major...One of nine children (five brothers, three sisters) of Lucinda and Melvin Fowler, Sr...Born Melvin Thaddeus Fowler, Jr. on March 31, 1979...Donates his time to various Cleveland area charitable causes including the Cleveland Clinic Children's Hospital, Rainbow Babies and Children's Hospital, building a playground for the United Way's Hometown Huddle program, supporting the Browns 'Hats Off to Our Heroes' program, the Make-A-Wish Foundation and distributing turkeys to Cleveland area residents during the holidays.



LB BARRY GARDNER 55

YEAR W/ BROWNS: 1ST

YEAR IN NFL: 5TH

HEIGHT: 6-1

WEIGHT: 245

BIRTHDATE: DEC. 13, 1976

ACQUIRED: UFA (PHI.) - '03

COLLEGE: NORTHWESTERN

GAMES PLAYED/STARTED: 1999 (16/5); 2000 (16/13, 2/2); 2001 (16/0, 3/0); 2002 (16/0, 2/0).

CAREER GAMES: 64 games, 18 starts.

POSTSEASON GAMES: 7 games, 2 starts.

CAREER TRANSACTIONS: Originally selected by Philadelphia in the second round, 35th overall, in the 1999 NFL draft...Signed by Cleveland as an unrestricted free agent on March 14, 2003.

CAREER HIGHLIGHTS: Had a career-high 95 tackles for Philadelphia in 2000...Established a career-high with 15 tackles at Tampa Bay on Jan., 6, 2002 and at N.Y. Giants on Oct. 29, 2000.

SEASONAL REVIEWS

2002: In his fourth year with the Eagles, appeared in all 16 regular season games with 38 tackles, including 20 solo, 1 sack, 1 PBU and 1 fumble recovered...Special teams standout led the club for the second consecutive season with 23 special teams tackles...Was a backup linebacker to Levon

Kirkland...Had a season-high 9 tackles, including 3 solo at Jacksonville on Oct. 6...Recorded 7 tackles vs. Houston on Sept. 29 including his second career sack with a 2-yard sack of Texans QB David Carr...Recovered a fumble by Mike Alstott vs. Tampa Bay on Oct. 22...Appeared in both playoff contests with 3 tackles in NFC Divisional Playoff Game vs. Atlanta on Jan. 11 and 6 tackles in NFC Championship Game vs. Tampa Bay on Jan. 19.

2001: Appeared in all 16 regular season games and had 23 tackles, including 9 solo...Led the team in special teams tackles with 28...Matched a career-high 14 tackles in the regular season finale at Tampa Bay on Jan. 6 as he played the majority of the game at middle linebacker...Played in all three postseason contests with 4 special teams tackles.

2000: Finished 3rd on the club with a career-high 95 tackles as the starting weakside linebacker and added 1 sack and 2 PBU...Started 13 games at weakside linebacker and the other three contests the Eagles defense opened in a nickel defensive package...Posted a career-high 14 tackles at N.Y. Giants on Oct. 29 and made his first career sack chasing down QB Kordell Stewart at Pittsburgh on Nov. 12...Started both playoff contests with a 4 tackle performance in 21-3 win over Tampa Bay in the NFC Wild Card contest on Dec. 31 and 10 tackle effort at N.Y. Giants in 20-10 loss in the NFC Divisional Playoff Game on Jan. 7.

1999: In his rookie season appeared in all 16 regular season games, including starting five of the last six games of the season...Totaled 56 tackles, including 19 solo, 3 quarterback hurries, 3 PBU, 1 forced fumble and 1 fumble recovery...Also added 21 special teams tackles...Earned the starting leftside linebacker spot by Week 11 of his rookie season...Captured NFL All-Rookie team honors from *Football Digest*...Had a season-high 10 tackles in his first career start vs. Indianapolis on Nov. 21.

COLLEGE: Joined the Northwestern program as a walk-on, but closed out his career ranked 2nd on the school's all-time list with 468 tackles and first with 7 fumble recoveries...Logged 20 or more tackles in a game six times, and earned first team All-America honors by the Sports Network and first team All-Big Ten Conference honors as a senior when he led the nation with 175 tackles, the fourth-best season total in school history...As a junior, earned first team All-Big Ten honors on the field and second team GTE Academic All-America and first team Academic All-Big Ten honors for his work in the classroom...Won the school's George W. Ballantine Leadership Award.

PERSONAL: Single...Earned degree in communications...Full name: Barry Alan Gardner...Played Pop Warner football against Eagles QB Donovan McNabb in suburban Chicago...Played offensive guard in high school at Thornton High School in Harvey, Ill...Owns a Yamaha Raptor 660 and Yamaha Banshee 2000 four-wheel all terrain vehicles customized for drag racing, and sponsors friends who race the vehicles at Atco Raceway in New Jersey.

FUN FACTS

- Joined the Northwestern program as a walk-on, but closed out his career ranked 2nd on the school's all-time list with 468 tackles and first with 7 fumble recoveries.
- Played Pop Warner football against Eagles QB Donovan McNabb growing up in suburban Chicago.

GARDNER'S SINGLE-GAME CAREER HIGHS

TACKLES: 14 at Tampa Bay 1/6/02; at N.Y. Giants 10/29/00

SACKS: 1 at Pittsburgh 11/12/00; vs. Houston 9/29/02

GARDNER'S DEFENSIVE STATISTICS

YEAR	TACKLES			SACKS	INT'S	PBU	FUMBLES	ST
	TOTAL	SOLO	ASST.	NO./YDS.	NO./YDS.		REC./FOR.	TACKLES
1999 (Phi.)	56	19	37	0/0	0/0	3	1/1	21
2000 (Phi.)	95	43	52	1/-	0/0	2	0/0	6
2001 (Phi.)	23	9	14	0/0	0/0	0	0/0	28
2002 (Phi.)	38	20	18	1/2	0/0	1	0/1	23
CAREER	212	91	121	2/-	0/0	6	1/2	78

GARDNER'S POSTSEASON DEFENSIVE STATISTICS

YEAR	TACKLES			SACKS		INT'S	PBU	FUMBLES		ST TACKLES
	TOTAL	SOLO	ASST.	NO./YDS.	NO./YDS.			REC./FOR.	TACKLES	
2000 (Phi.)	14	11	3	0/0	0/0	0	0	0/0	0	
2001 (Phi.)	0	0	0	0/0	0/0	0	0	0/0	4	
2002 (Phi.)	9	2	7	0/0	0/0	0	0	0/0	2	
CAREER	23	13	10	0/0	0/0	0	0	0/0	6	



P CHRIS GARDOCKI 17

YEAR W/ BROWNS: **5TH**

YEAR IN NFL: **13TH**

HEIGHT: **6-1**

WEIGHT: **200**

BIRTHDATE: **FEB. 7, 1970**

ACQUIRED: **UFA (IND.) - '99**

COLLEGE: **CLEMSON**

GAMES PLAYED/STARTED: 1991 (4/0, 1/0); 1992 (16/0); 1993 (16/0); 1994 (16/0, 2/0); 1995 (16/0, 3/0); 1996 (16/0, 1/0); 1997 (16/0); 1998 (16/0); 1999 (16/0); 2000 (16/0); 2001 (16/0); 2002 (16/0, 1/0).

CAREER GAMES: 180 games, 0 starts.

POSTSEASON GAMES: 8 games, 0 starts.

CAREER TRANSACTIONS: Originally selected by the Chicago Bears in the third round, 78th overall, of the 1991 NFL Draft... Signed by the Indianapolis Colts as a free agent on Feb. 25, 1995...Signed by the Cleveland Browns as a free agent on Feb. 16, 1999.

CAREER HIGHLIGHTS: Holds the NFL record with 906 consecutive punts without a block and has never had a punt blocked in his 12-year NFL career...Gardocki has ranked in the top five among NFL punters for gross average yards in five of the last seven years, including second in 1996, third in 1997 and third in 2000...In four years with the Browns, ranks second in club history with 394 punts, 17,201 yards and his 43.66 avg...Named first team all-pro in 1996 by *The Sporting News*, *Pro Football Weekly/PFWA* and *Sports Illustrated*...Honors include 1996 AFC Pro Bowl selection, *The Sporting News*, *Pro Football Weekly/PFWA*, *Sports Illustrated* NFL first team all-pro, *Football Digest* NFL second team all-pro and *UPI*, *Football News* AFC first team.

FUN FACTS

- Chris and his wife, Sally, created the board game Team NFL Trivia Blitz, featuring 1,200 questions in the categories of rules, trivia and hypotheticals.
- His wife, Sally, also authored a book *The Wives Room*, a book published in 1997 providing a behind the scenes look at the life of an NFL wife.

SEASONAL REVIEWS

2002: In his fourth season with the Browns recorded 81 punts for 3,388 yards (41.8 avg.) and ranked 6th in the AFC and 15th in the NFL...Net punting average of 35.3 ranked 4th in the AFC and T-12th in the NFL...Extended his NFL record of punts without a block to 906 punts...Had 27 punts inside the 20, which marked the second highest of his 12-year career (28, 1993)...Recorded a season-high 9 punts for 422 yards (46.9 avg.) at Tampa Bay on Oct. 13, including a season-long punt of 59 yards...Had 9 games with two or more punts in 20...**Game 1 vs. Kansas City 9/8:** Recorded 2 punts for 74 yards (37.0 avg.), a net punting average of 27.0, with 1 TB and a long of 47 yards...His 2 punts were the fewest punts in a game since joining the Browns...**Game 2 vs. Cincinnati 9/15:** Recorded 5 punts for 235 yards (47.0 avg.), a net punting average of 46.6, with 2 In20 and a long of 49 yards...**Game 3 at Tennessee 9/22:** Recorded 5 punts for 208 yards (41.6 avg.), a net punting average of 31.6, with 1 TB, 2 In20 and a long of 49 yards...Added one tackle on special teams...**Game 4 at Pittsburgh 9/29:** Recorded 5 punts for 233 yards (46.6 avg.), a net punting average of 43.8, with

3 In20 and a season-high long of 53 yards...**Game 5 vs. Baltimore 10/6:** Recorded 4 punts for 185 yards (46.3 avg.), a net punting average of 34.3, with 1 In20 and a long of 52 yards...**Game 6 at Tampa Bay 10/13:** Recorded a season-high 9 punts for 422 yards (46.9 avg.), a net punting average of 29.1, with 2 TB and a season-high long of 59 yards...Added 1 special teams tackle...**Game 7 vs. Houston 10/20:** Recorded 7 punts for 278 yards (39.7 avg.), a net punting average of 37.7, with 4 In20 and a long of 48 yards...His 4 punts In20 were a season high...**Game 8 at N.Y. Jets 10/27:** Recorded 6 punts for 252 yards (42.0 avg.), a net punting average of 21.5, with 1 TB, 1 In20 and a long of 49 yards...**Game 9 vs. Pittsburgh 11/3:** Recorded 5 punts for 200 yards (40.0 avg.), a net punting average of 37.8, with 1 In20 and a long of 44 yards...**Week 10 at Cincinnati 11/17:** Recorded 4 punts for 158 yards (39.5 avg.), a net punting average of 38.0, with 2 In20 and a long of 48 yards...**Game 11 at New Orleans 11/24:** Recorded 4 punts for 152 yards (38.0 avg.), a net punting average of 36.3, with 2 In20 and a long of 49 yards...**Game 12 vs. Carolina 12/1:** Recorded 4 punts for 130 yards (32.5 avg.), a net punting average of 31.0, with 1 In20 and a long of 37 yards...**Game 13 at Jacksonville 12/8:** Recorded 5 punts for 199 yards (39.8 avg.), a net punting average of 35.6, with 1 TB and 1 In20 and a long of 52 yards...**Game 14 vs. Indianapolis 12/15:** Recorded 8 punts for 342 yards (42.8 avg.), a net punting average of 38.4, with 3 punts In20 and a long of 47 yards...**Game 15 at Baltimore 12/22:** Recorded 5 punts for 207 yards (41.4 avg.), a net punting average of 39.2, with 2 In20 and a long of 51 yards...**Game 16 vs. Atlanta 12/29:** Recorded 3 punts for 113 yards (37.6 avg.), a net punting average of 37.6, with 2 In20 and a long of 49 yards...**AFC Wild Card Game at Pittsburgh 1/5:** Recorded 7 punts for 270 yards (38.6 avg.), a net punting average of 24.7, with 1 TB and 1 In20 and a long of 42 yards.

2001: Recorded 99 punts for 4,249 yards (42.9 avg.), ranking sixth in the AFC and 10th in the NFL... Had a net punting average of 34.6...Recorded 25 punts In20, which tied for the second highest total of his career...Had a season-high 69-yard punt vs. Baltimore on Oct. 21, which was the second longest of career...Established a career-high 5 punts In20 vs. Pittsburgh on Nov. 11...Also had 4 In20 vs. Detroit on Sept. 23...Had seven games with 2 or more punts In20...Had a season-high 9 punts vs. Pittsburgh on Nov. 11 for 376 yards (41.8 avg.), with a net punting average of 38.2 and on his first punt pinned the Steelers back to the 1-yard line and 2 plays later DT Orpheus Roye tackled RB Jerome Bettis in the end zone for a safety and an early 2-0 lead.

2000: Appeared in 16 regular-season games and established a franchise record for most punts (108) and yards (4,919) in a season...Had 5 TB, 25 In20 and a long of 67 yards...Ranked third in the NFL with a 45.54 gross average, tied for fourth in the NFL with a 37.3 average and tied for ninth with a +20 In20/TB (25/5)...His gross average of 45.54 was the second highest in club history (46.69, Gary Collins, 1965)...In the season opener, recorded 5 punts for 254 yards (50.8 avg.) vs. Jacksonville on Sept. 3 and tied the NFL mark for the longest streak in NFL history with 623 career punts without a block (Dave Jennings, 623, N.Y. Giants, 1976-1983)...On his first punt in the first quarter at Cincinnati on Sept. 10, established an NFL record of 624 career punts without having a block...Tied a Browns record and matched a career-high with 12 punts for 517 yards (43.1 avg.), a net punting average of 35.6, with a season-high 67-yarder and 1 TB and 1 In20 at Jacksonville on Dec. 3...Had a season-high 3 In20 both at Denver on Oct. 15 and vs. N.Y. Giants on Nov. 5...Had 2 or more In20 on 7 occasions... Had a season-high average of 50.8 both vs. Jacksonville on Sept. 3 on 5 punts for 254 yards and vs. Baltimore on Oct. 1 on 4 punts for 203 yards...Also added a 66-yard punt vs. Jacksonville on Sept. 3.

1999: Appeared in all 16 regular-season games and recorded 106 punts for 4,645 yards (43.8 avg.), including 11 TB, 20 In20 and a long of 61 yards...Ranked fourth in the AFC and fifth in the NFL in gross punting average 43.8...Season-high 10 punts at Baltimore on Sept. 26 with 10 punts for 447 yards (44.7 avg.)...Had a season-high 4 In20 vs. Cincinnati on Oct. 10...Had four games with 2 or more In20...Recorded a season-high average of 51.0 vs. Carolina on Nov. 21 with 3 punts for 153 yards and a net punting average of 42.3 and a long of 53 yards...Had 11 games with 6 or more punts...Netted a season-long 61-yard punt at Pittsburgh on Nov. 14...Also added a 60-yard punt on three occasions: vs. Pittsburgh on Sept. 12; vs. Cincinnati on Oct. 10; and at New Orleans on Oct. 31.

CHRIS GAROCEKI CONTINUED...

1998: In 16 regular-season games for the Colts, attempted 79 punts for 3,583 yards and a 45.4 avg. (net 37.1)...Had 10 TB and 23 In20...His longest punt was 62 yards at Buffalo on Nov. 22...Had a season-high 7 punts on two occasions: vs. New England on Nov. 1 with 7 punts for 304 yards (43.4 avg.) and vs. Carolina on Dec. 27 with 7 punts for 311 yards (44.4 avg.)...Also had 3 In20 on three occasions: at New England on Sept. 13; at N.Y. Jets on Sept. 20; vs. Cincinnati on Dec. 13 and had eight games with 2 or more In20...Surpassed 20,000 career yards on final punt vs. New England on Nov. 1 with 7 punts for 304 yards (43.4 avg.)...Had a season-high average vs. Cincinnati on Dec. 13 of 53.3 on 4 punts for 213 yards and 3 In20 and a long of 58...Also had a 51.5 avg. at Atlanta on Dec. 6 on 4 punts for 206 yards with 1 TB and a long of 55.

1997: Recorded 67 punts for 3,034 yards (45.3 avg.) to rank second in AFC, third in NFL...Trailed only the Saints' Mark Royals (45.9) and the Patriots' Tom Tupa (45.8)...His 45.3 avg. was the fourth best seasonal mark in Colts history...Had +12 In20/TB ratio (18/6)...Was one of 20 punters to be drafted in the 1990s, but was only one to earn Pro Bowl nomination...Has handled kickoff duties since 1995...Punted 6 times for 302 yards (50.3 avg.) on Sept. 7 vs. New England to notch only second 50+ career avg. game (minimum 3 punts) in club history...Posted 8 45.0+ avg. and 12 40.0 avg....Punted 6 times for 279 yards (46.5 avg.) with 3 In20 vs. New York Jets on Oct. 5...Punted 6 times for 294 yards (49.0 avg.) with career-long 72-yarder on Oct. 26 at San Diego...72-yarder tied for second-longest in Colts history (76, David Lee, on Oct. 17, 1971 at New York Giants; 72, Rohn Stark, on Sept. 23, 1984 at Miami).

1996: Earned first career Pro Bowl selection and joined K Cary Blanchard as only third kicking tandem from same team to make game (Jan Stenerud/Jerrel Wilson, Chiefs, 1970-71; Jeff Gossett/Jeff Jaeger, Raiders, 1993)...Ranked second in NFL in gross avg. (45.7; John Kidd, Miami, 46.3), net avg. (39.0; Matt Turk, Washington, 39.2) and In20/TB ratio (+21; Mike Horan, N.Y. Giants, +22)...Had fewest touchbacks in NFL (2)...Seasonal gross avg. of 45.7 ranked second in club history (45.9, Rohn Stark, 1985)...Set personal career-high and Colts records for punts and yardage with 12 punts for 551 yards, 4 In20 and 1 TB outing at Buffalo on Oct. 6...Had 4 In20 and 1 TB vs. Buffalo on Dec. 1...Had season-long 61-yard punt and 4 In20 on Nov. 17 vs. Jets...In playoff game at Pittsburgh on Dec. 29, punted 8 times for 339 yards (42.4 avg.) with 2 In20...At Pro Bowl, recorded 6 punts for 254 yards (42.3 avg.) with 1 TB and a long of 47.

1995: Punted 63 times for 2,681 yards (42.6 avg.), 7 TB and 16 In20...Had 12 games with 40.0+ gross average...Had five games with 40.0 net avg....Ranked seventh in AFC, 11th in NFL in gross avg.... Averaged 42.1 yards on 8 punts at Carolina for season-high punts and gross yards (337)...Had 2 69-yard punts on Sept. 17 at Buffalo...Had 13 punts of 50+ yards...Had 3 special teams tackles, including 2 solo stops...In the playoffs, recorded 15 punts for a 40.4 avg. with 2 TB and 3 In20.

1994: Punted 76 times for a 37.8 avg. with 9 TB and 23 In20 for Chicago...Recorded 6 punts for 42.2 avg. with 3 In20 at Detroit on Oct. 23...Recorded 5 punts with 44.8 avg. on Dec. 18 vs. Rams...Had season-long 57-yarder on Oct. 31 vs. Green Bay...Handled majority of kickoff duties...Punted 3 times for 38.7 avg. in playoffs on Jan. 1, 1995 vs. Minnesota...Punted 4 times for 36.8 avg. in playoffs on Jan. 7, 1995 at San Francisco.

1993: Recorded 80 punts for 38.5 avg. with 2 TB and 28 In20...38 fair catches and 2 TBs were NFL-best...Opponents' 115 return yards on 22 kicks were lowest in NFL...Posted season-highs in punts and yards with 8 punts for a 38.3 avg. on Sept. 12 at Minnesota...Forced 5 fair catches and had 4 In20 on Oct. 10 at Philadelphia...Had season-long 58-yarder on Dec. 18 vs. Denver...Handled all but 1 kickoff.

1992: Recorded 79 punts for 42.9 avg. with 9 TB and 19 In20...Average was best by Bears punter since 1967 (Bobby Joe Green, 42.9)...Had only 1 TB in 43 punts on road...Earned game ball on Oct. 18 vs. Tampa Bay (4 punts for 45.5 avg.)...Had season-long 61-yarder on Sept. 27 vs. Atlanta...Had 43-yard pass off fake punt to Mark Green on Oct. 25 at Green Bay.

1991: Did not have any punts but handled kickoffs for final four games and playoff contest vs. Dallas on Dec. 29.

COLLEGE: Three-year letterman as punter and place kicker...Career totals included 63-of-89 FGs and 72-of-72 PATs...Ranks third in school history in career scoring with 261 points...Named first

team All-ACC as junior with 43.4 punting avg...Was 22-of-28 FGs and 30-of-30 PATs...Was first team All-ACC as sophomore after going 22-of-29 FGs, 41-of-41 PATs with 43.0 punting avg...Was second-team All-ACC as freshman...Was 19-of-32 FGs and 1-of-1 PATs...Majored in recreation and tourism.

PERSONAL: Full name is Christopher Allen Gardocki...Born in Stone Mountain, Ga. and attended Redan High School in Stone Mountain...Married to his wife, Sally, and have a son, Cole, 7... Donates time to several non-profit organizations including the Taste of the NFL to benefit the Cleveland Food Bank and serving turkey dinners to Cleveland residents during the holidays.

GARDOCKI'S SINGLE-GAME CAREER HIGHS

PUNTS: 12 at Buffalo 10/6/96; at Jacksonville 12/3/00

MOST PUNTS YARDAGE: 551 at Buffalo 10/6/96

LONG PUNT: 72 at San Diego 10/26/97

INSIDE 20: 5 vs. Pittsburgh 11/11/01

GARDOCKI'S CAREER PUNTING STATISTICS

YEAR	PUNTS	YARDS	AVERAGE	TB	IN 20	LONG	BLOCKED	NET
								AVERAGE
1991 (Chi.)	0	0	0.0	0	0	0	0	0
1992 (Chi.)	79	3,393	42.9	9	19	61	0	36.2
1993 (Chi.)	80	3,080	38.5	2	28	58	0	36.6
1994 (Chi.)	76	2,871	37.8	9	23	57	0	32.4
1995 (Ind.)	63	2,681	42.6	7	16	69	0	33.4
1996 (Ind.)	68	3,105	45.7	2	23	61	0	39.0
1997 (Ind.)	67	3,034	45.3	6	18	72	0	36.2
1998 (Ind.)	79	3,583	45.4	10	23	62	0	37.1
1999 (Cle.)	106	4,645	43.8	11	20	61	0	34.6
2000 (Cle.)	108	4,919	45.5	5	25	67	0	37.3
2001 (Cle.)	99	4,249	42.9	9	25	69	0	34.6
2002 (Cle.)	81	3,388	41.8	6	27	59	0	35.3
CAREER	906	38,948	43.0	76	247	72	0	35.7

GARDOCKI'S CAREER POSTSEASON PUNTING STATISTICS

YEAR	PUNTS	YARDS	AVERAGE	TB	IN 20	LONG	BLOCKED	NET
								AVERAGE
1991 (Chi.)	0	0	0.0	0	0	0	0	0
1994 (Chi.)	7	263	37.6	0	1	50	0	36.7
1995 (Ind.)	15	606	40.4	2	3	53	0	31.9
1996 (Ind.)	8	339	42.4	0	2	49	0	32.8
2002 (Cle.)	7	270	38.6	1	1	42	0	24.7
CAREER	37	1,478	40.0	3	7	53	0	31.6

GARDOCKI'S 2002 PUNTING STATISTICS

DATE	OPP.	PUNTS	YARDS	AVG.	TB	IN 20	LONG	BLKD.	NET
									AVERAGE
9/8	K.C.	2	74	37.0	0	0	47	0	27.0
9/15	Cin.	5	235	47.0	0	2	49	0	46.6
9/22	@ Ten.	5	208	41.6	1	2	49	0	31.6
9/29	@ Pitt.	5	233	46.6	0	3	53	0	43.8
10/6	Balt.	4	185	46.3	0	1	52	0	34.3
10/13	@ T.B.	9	422	46.9	2	0	59	0	29.1
10/20	Hou.	7	278	39.7	0	4	48	0	37.7
10/27	@ NYJ	6	252	42.0	1	1	49	0	21.5
11/3	Pitt.	5	200	40.0	0	1	44	0	37.8
11/17	@ Cin.	4	158	39.5	0	2	48	0	38.0
11/24	@ N.O.	4	152	38.0	0	2	49	0	36.3
12/1	Car.	4	130	32.5	0	1	37	0	31.0
12/8	@ Jack.	5	199	39.8	1	1	52	0	35.6
12/15	Ind.	8	342	42.8	0	3	47	0	38.4
12/22	@ Balt.	5	207	41.4	0	2	51	0	39.2
12/29	Atl.	3	113	37.7	0	2	49	0	37.7
TOTALS	16 GM	81	3,388	41.8	6	27	59	0	35.3

CHRIS GARDOCKI CONTINUED...

GARDOCKI'S 2002 POSTSEASON PUNTING STATISTICS

DATE	OPP.	PUNTS	YARDS	AVG.	TB	IN 20	LONG	BLKD.	NET AVERAGE
1/5	@ Pitt.	7	270	38.6	1	1	42	0	24.7
TOTALS	1 GM	7	270	38.6	1	1	42	0	24.7

GARDOCKI'S 2001 PUNTING STATISTICS

DATE/OPP.	NO.	YDS.	AVG.	TB	IN 20	LONG	BLKD.	NET AVERAGE
9/9 vs. Sea.	6	282	47.0	0	1	58	0	39.3
9/23 vs. Det.	6	260	43.3	0	4	50	0	42.0
9/30 @ Jac.	5	192	38.4	0	2	49	0	36.0
10/7 S.D.	6	266	44.3	0	0	49	0	41.2
10/14 @ Cin.	8	367	45.9	2	1	55	0	36.4
10/21 Bal.	8	375	46.9	1	1	69	0	37.0
11/4 @ Chi.	8	316	39.5	2	3	54	0	28.0
11/11 Pit.	9	376	41.8	0	5	50	0	38.2
11/18 @ Bal.	4	196	49.0	1	0	56	0	33.0
11/25 Cin.	7	325	46.4	2	0	54	0	22.7
12/2 Ten.	7	300	42.9	0	1	48	0	38.1
12/9 @ N.E.	5	227	45.4	0	0	52	0	18.8
12/16 Jac.	3	82	27.3	0	2	33	0	27.3
12/23 @ G.B.	7	303	43.3	1	1	57	0	37.0
12/30 @ Ten.	3	119	39.7	0	2	50	0	37.0
1/6 @ Pit.	7	263	37.6	0	2	45	0	34.5
SEASON	99	4,249	42.9	9	25	69	0	34.6

GARDOCKI'S 2000 PUNTING STATISTICS

DATE/OPP.	NO.	YDS.	AVG.	TB	IN 20	LONG	BLKD.	NET AVERAGE
9/3 vs. Jac.	5	254	50.8	0	2	66	0	47.4
9/10 @ Cin.	7	338	48.3	0	2	56	0	43.3
9/17 vs. Pit.	4	194	48.5	0	2	52	0	33.5
9/24 @ Oak.	5	224	44.8	1	1	57	0	38.2
10/1 vs. Bal.	4	203	50.8	0	1	60	0	32.3
10/8 @ Ari.	7	295	42.1	1	1	61	0	35.6
10/15 @ Den.	8	370	46.3	0	3	56	0	42.4
10/22 @ Pit.	8	382	47.8	0	2	54	0	37.4
10/29 Cin.	8	339	42.4	1	1	57	0	37.3
11/5 N.Y.G.	6	295	49.2	0	3	63	0	44.2
11/12 N.E.	6	252	42.0	0	1	50	0	33.5
11/19 @ Ten.	8	367	45.9	0	1	50	0	31.3
11/26 @ Bal.	10	491	49.1	0	1	55	0	36.5
12/3 @ Jac.	12	517	43.1	1	1	67	0	35.6
12/10 Phi.	3	116	38.7	1	1	46	0	27.0
12/17 Ten.	7	282	40.3	0	2	53	0	36.9
SEASON	108	4,919	45.5	5	25	67	0	37.3

GARDOCKI'S 1999 PUNTING STATISTICS

DATE/OPP.	NO.	YDS.	AVG.	TB	IN 20	LONG	BLKD.	NET AVERAGE
9/12 vs. Pit.	6	285	47.5	2	0	60	0	38.0
9/19 at Ten.	5	239	47.8	0	2	55	0	42.0
9/26 at Bal.	10	447	44.7	2	1	58	0	34.4
10/3 vs. N.E.	9	393	43.6	2	1	53	0	35.3
10/10 vs. Cin.	8	341	42.6	1	4	60	0	36.3
10/17 at Jac.	7	248	35.4	2	1	54	0	26.7
10/24 at St.L.	5	244	48.8	0	1	58	0	45.8
10/31 at N.O.	7	305	43.6	0	1	60	0	36.1
11/7 vs. Bal.	8	366	45.8	1	1	55	0	37.1
11/14 at Pit.	8	347	43.4	0	1	61	0	32.5
11/21 vs. Car.	3	153	51.0	0	0	53	0	42.3
11/28 vs. Ten.	6	232	38.7	0	1	49	0	22.3
12/5 at S.D.	5	223	44.6	0	1	54	0	32.6
12/12 at Cin.	5	223	44.6	0	1	51	0	26.4
12/19 vs. Jac.	8	340	42.5	1	2	52	0	34.6
12/26 vs. Ind.	6	259	43.2	0	2	50	0	33.8
SEASON	106	4,645	43.8	11	20	61	0	34.6



OL JOAQUIN GONZALEZ 73

YEAR W/ BROWNS: 2ND

BIRTHDATE: SEPT. 7, 1979

YEAR IN NFL: 2ND

ACQUIRED: D (7) - '02

HEIGHT: 6-5

COLLEGE: MIAMI (FLA.)

WEIGHT: 310

GAMES PLAYED/STARTED: 2002 (9/0, 1/0).

CAREER GAMES: 9 games, 0 starts.

POSTSEASON GAMES: 1 game, 0 starts.

CAREER TRANSACTIONS: Selected by the Cleveland Browns in the seventh round, 227th overall, in the 2002 NFL Draft.

SEASONAL REVIEWS

2002: In his rookie season with the Browns appeared in 9 games mainly on special teams with the PAT and field goal units...Made his NFL debut vs. Cincinnati on Sept. 15 as he played on special teams and also replaced starting RT Roger Chanoine (knee) briefly in the 2nd quarter at the right tackle position for two offensive series...Was inactive seven of the first nine weeks of the regular season...Appeared in each of the last seven regular season games and also the AFC Wild Card Game at Pittsburgh on Jan. 5 on special teams.

COLLEGE: An outstanding scholar-athlete who was a mainstay on Miami's offensive line for four seasons...Set a Miami record for career starts with his 49th start in the Rose Bowl against Nebraska...2001 recipient of the HealthSouth Draddy Award, known as the "Academic Heisman," the ultimate honor a college football scholar-athlete can achieve, that provides the winner with a \$25,000 scholarship towards post-graduate study...Dean's list member and a three-time Arthur Ashe Jr. Sports Scholar Team member, Gonzalez was a three-time Big East Academic All-Conference selection and was an Iron Arrow inductee in 2000 (the highest academic honor bestowed to any UM student or staff member)...

FUN FACTS

- Turned down a scholarship to Harvard to walk-on at University of Miami in his hometown.
- Eventually was given an academic scholarship and set a Miami record for career starts with 49 and completed his college career helping the Hurricanes to a 13-0 season and the 2001 National Championship.

JOAQUIN GONZALEZ CONTINUED...

Received a bachelor's degree in business administration in May 2001...Big East Rookie of the Year in 1998—the first recipient of the award to earn All-Conference Academic honors in the same season...Allowed only 2 quarterback sacks in his career...In 2001 as a senior won a collegiate national championship as Miami defeated Nebraska 37-14 in the Rose Bowl...Named First team All-America selection by CNN/*Sports Illustrated* and the Football Writers Association, adding second team honors from *The Sporting News*, ABC Sports Online and Sportsline.com and third team accolades from *Football News* and the National Sports Bureau...All-Big East Conference first team choice by the league's coaches...Paced a Miami offense that was the nation's most balanced, averaging 454.8 yards per game (8th in the nation) and 43.2 points per game during the season...Earned Offensive MVP honors by the coaching staff four times...Finalist for Sporting News Radio's Socrates Award, an honor recognition outstanding academic and athletic performance and superior community service...In 2000 as a junior, solidified his status as one of college football's outstanding linemen by earning first team All-America honors from the Football Writers Association of America (FWAA) and second team accolades by College Football News...Played a key role in the rise of Miami's offensive line into a team strength and one of college football's premier units...Major force in an offensive line that permitted just 3 sacks in 340 pass attempts during the regular season...Earned Big East Academic All-Star status for the third consecutive season...Graded 84% for blocking consistency and made 100 knockdowns from his right tackle position...Started every game at right tackle his sophomore year in 1999...Big East Academic All-Star and candidate for GTE Academic All-America honors...Gave up just 1 sack all season along with a team-high 107 knockdowns...As a freshman in 1998 was an All-America pick by *The Sporting News*...Named Big East Conference Rookie-of-the-Year, becoming the first offensive lineman in league history to win the honor...Also made the Big East All-Academic team, the first freshman to ever earn that honor...In the opener vs. East Tennessee State teamed with Martin Bibla to become the first pair of freshmen to start along the Hurricane offensive line in 20 seasons...Spent the 1997 season as a member of the Hurricane scout team after joining the team as a walk-on...Awarded a football scholarship in August 1998.

PERSONAL: Attended Columbus (Miami, Fla.) High School...Played both offensive and defensive tackle...Team captain and honorable mention All-Dade choice as a senior...Offensive line MVP...Named Columbus' Student Athlete-of-the-Year following his senior year...Recorded 46 tackles including 2 sacks, 3 forced fumbles and 1 fumble recovery at defensive tackle as a senior...Also lettered in track where he recorded personal bests of 149-0 in the discus and 47-0 in the shot put...Named National Young Leader and given the President's Education Award as a senior...Received a bachelor's degree in business administration in May 2001...Currently an MBA candidate in Miami's Graduate School of Business...Son of Maria and Joaquin Gonzalez...Born Joaquin Antonio Gonzalez on Sept. 7, 1979...Resides in Miami, Fla.



RB WILLIAM GREEN 31

YEAR W/ BROWNS: 2ND

BIRTHDATE: DEC. 17, 1979

YEAR IN NFL: 2ND

ACQUIRED: D (1) - '02

HEIGHT: 6-0

COLLEGE: BOSTON COLLEGE

WEIGHT: 215

GAMES PLAYED/STARTED: 2002 (16/10, 1/1).

CAREER GAMES: 16 games, 10 starts.

POSTSEASON GAMES: 1 game, 1 start.

CAREER TRANSACTIONS: Selected by the Cleveland Browns in the first round, 16th overall, in the 2002 NFL Draft.

CAREER HIGHLIGHTS: Established a career-high 178 yards rushing and 2 TDs vs. Atlanta on Dec. 29, 2002.

SEASONAL REVIEW

2002: In his rookie season exploded in the second half of the season to solidify his spot as the club's feature back and totaled 887 yards on 243 attempts (3.7 avg.) and 6 rushing TDs as he appeared in all 16 regular season games, including 10 starts... Started the last seven regular season games and rushed for 726 yards on 172 carries (4.2 avg.) and 5 TDs in that stretch...In the regular season finale rushed for a career-high 178 yards and 2 TDs on 27 carries vs. Atlanta on Dec. 29 to help the Browns earn

a spot in the AFC Wild Card game...His three 100-yard rushing outings were the most by a Brown rookie since Kevin Mack set the previous rookie club mark with three in 1985...Set a club rookie mark with 243 rushing attempts (Kevin Mack, 222 in 1985) and had 887 rushing yards, the 2nd most by a Browns running back since 1985 and 3rd most by a rookie in team history...Green (887 rushing/113 receiving) became the first Browns running back with 1,000 yards from scrimmage since 1994 (1335, Leroy Hoard, 890 rush/445 receiving)...Named by *Pro Football Weekly* 2002 All-Rookie Team... Topped the 100-yard rushing plateau three times: 28-114-1 rushing at New Orleans on Nov. 24; 26-119-1 rushing at Jacksonville on Dec. 8 and 27-178-2 rushing vs. Atlanta on Dec. 29...Added 6 rushing TDs: vs. Houston on Oct. 20; at New Orleans on Nov. 24; at Jacksonville on Dec. 8; vs. Indianapolis on Dec. 15 and 2 vs. Atlanta on Dec. 29...Had 16 receptions for 113 yards (7.1 avg.)...Named 2002 Player-of-the-Year by Cleveland Chapter of the Professional Football Writers of America...

Game 1 vs. Kansas City 9/8: In his NFL debut, played running back and was 8-17 (2.1 avg.) rushing with a long of 6 yards...**Game 2 vs. Cincinnati 9/15:** Made his first NFL start and was 17-36 (2.1 avg.) rushing, including a long of 8 yards...**Game 3 at Tennessee 9/22:** Played running back and was 8-26 (3.3 avg.) rushing with 2 fumbles and 1-5 receiving...Had a 14-yard gain in the 3rd quarter...**Game 4 at Pittsburgh 9/29:** Played running back and was 7-16 (2.3 avg.) rushing with a long of 7 yards...**Game 5 vs. Baltimore 10/6:** Started at running back and was 4-2 (0.5 avg.) rushing...**Game 6 at Tampa Bay 10/13:** Played running back and was 8-22 (2.8 avg.) rushing, including a long of 6 yards...**Game 7 vs. Houston 10/20:** Started at running back and was 12-24 (2.0 avg.) rushing, including a 1-yard TD run...Added his first career rushing TD in the 2nd quarter on a 1-yard TD burst to give the Browns the early 7-0 lead...**Game 8 at N.Y. Jets 10/27:** Played running back with 3-8 (2.7 avg.) rushing, with a long of 5 yards...**Game 9 vs. Pittsburgh 11/3:** Played running back and was 4-10 (2.5 avg.) rushing, including a long of 4 yards...**Game 10 at Cincinnati 11/17:** Started at running back and was 25-96 (3.8 avg.) rushing...Totaled 15 carries for 78 yards on first down runs for an average of 5.2 yards...Was 3-20 rushing on the Browns 9-play, 66-yard (4:23) TD drive in the 1st quarter to tie the game, 7-7...Was 4-16 rushing on the Browns 12-play, 80-yard (6:44) TD drive in the 1st quarter as the Browns opened a 14-7 lead...Was 13-72 rushing in the 1st half...Added 2 receptions for 4 yards...**Game 11 at New Orleans 11/24:** Started at running back and was 28-114 (4.1 avg.) rushing including 1 TD and was named Pepsi NFL Rookie of the Week by NFL.com...In the 1st quarter on the Browns first scoring drive was 6-22 rushing, including a 17-yard burst to the New Orleans 1-yard line on the Browns 9-play, 85-yard (5:17) drive and capped it with a 1-yard TD run to give the Browns an early 7-3 lead...Was 11-53 and 1 TD rushing in the 1st half... Late in the 4th quarter on the Browns 13-play, 68-yard (6:49) scoring drive, capped by a K Phil Dawson 28-yard FG, Green was 8-36 rushing as the Browns opened a 24-15 lead...Was 17-61 rushing in the 2nd half, including 13-50 rushing in the 4th quarter...**Game 12 vs. Carolina 12/1:** Started at running back and was 24-94 (3.9 avg.) rushing, including a long of 16 yards...On the Browns opening drive was 6-29 rushing and 1-18 receiving on the Browns 12-play, 58-yard (6:51) drive which ended with a K Phil Dawson 25-yard FG and an early 3-0 lead...Was 15-71 rushing in the 1st half...Added a career-high 3 receptions for 44 yards (14.7 avg.), including a career-high 18-yard reception...**Game 13 at Jacksonville 12/8:** Started at running back and was 26-119 (4.6 avg.) rushing with 1 TD...Named Pepsi NFL Rookie of the Week by NFL.com...Was 12-41 rushing in the 1st half...On the Browns first possession of the 3rd quarter was 6-40 rushing as he capped a 10-play, 96-yard (5:51) drive with a 3-yard TD plunge to tie the score,

FUN FACTS

- Ranked 2nd in school history at Boston College with 33 TDs, 3rd with 2,974 yards rushing and 6th with 501 rushing attempts.
- Named 2001 Big East Offensive Player of the Year.

WILLIAM GREEN CONTINUED...

7-7...Was 14-78 rushing in the 2nd half...Was 13-63 (4.8 avg.) rushing on 1st downs...Part of an offensive effort that produced 173 net yards rushing as a team...Added 3-25 receiving (8.3 avg.), including a long of 12 yards...**Game 14 vs. Indianapolis 12/15:** Started at running back and was 22-69 (3.1 avg.) rushing and 1 TD...Added 3-24 (8.0 avg.) receiving, including a long of 17 yards...Was 14-41 rushing in the 1st half...In the 4th quarter capped an 8-play, 66-yard (3:23) drive with a 2-yard TD scamper as the Browns opened a 23-14 lead...**Game 15 at Baltimore 12/22:** Started at running back and was 20-56 (2.8 avg.) rushing, including a long of 9 yards...On the Browns opening drive of the game was 6-24 rushing on the 15-play, 82-yard (7:31) drive, which was capped by RB Jamel White's 3-yard TD run...Left the game in the 1st quarter due to injury (abdomen) and returned in the 2nd quarter...Was 11-31 rushing in the 1st half...Added 2 receptions for 2 yards...**Game 16 vs. Atlanta 12/29:** Started at running back and rushed for a career-high 178 yards on 27 carries and 2 TDs...Named Pepsi NFL Rookie of the Week by NFL.com...Added a 21-yard TD in the 2nd quarter to give the Browns a 10-0 lead...Broke a career-high 64-yard TD burst in the 4th quarter to open a 24-16 lead... His 178 yards rushing was the most rushing yards by a Browns back since RB Earnest Byner rushed for 188 (21 carries) at Houston on 12/16/84...Green totaled the third most rushing yards by a Browns rookie back in franchise history (887 yards)...His efforts helped the Browns to a season-high 189 net yards rushing as a team...Added 2 receptions for 9 yards...**AFC Wild Card Game at Pittsburgh 1/5:** Started at running back and rushed for 30 yards on 25 carries with 1 TD...Capped the Browns opening drive of the game with a 1-yard TD run as the Browns opened a 7-0 lead...Had a long rush of 23 yards in the 4th quarter...Added 2 receptions for 8 yards.

COLLEGE: In 31 games at Boston College, he carried the ball 501 times for 2,974 yards (5.9 avg.) and 33 TDs...Ranked 2nd in school history with 33 TDs, 3rd with 2,974 yards rushing and 6th with 501 rushing attempts...In 2001 as a junior named All-America first team selection by The NFL Draft Report, Walter Camp, *The Sporting News* and *Football News*...All-Big East Conference first team selection and Offensive Player-of-the-Year...Rushed for over 100 yards in nine of ten games...Carried 265 times for 1,559 yards (5.9 avg.) and 15 TDs...Added 23 receptions for 260 yards (11.3 avg.) and 2 TDs...Averaged 181.9 all-purpose yards per game...As a sophomore in 2000 named first team All-Big East Conference pick...Second in the league in rushing (20th in the nation) with 187 carries for 1,164 yards (6.2 avg.) and 14 TDs...Caught 6 passes for 78 yards (13.0 avg.) and a score...Returned 9 kickoffs for 199 yards (22.1 avg.) and also recorded a solo tackle...As a freshman in 1999 played in 10 games as a reserve tailback, finishing third on the team with 49 carries for 251 yards (5.1 avg.) and 4 TDs...Caught a pair of passes for 5 yards (2.5 avg.)...Returned 13 kickoffs for 342 yards (26.3 avg.) and also had an 11-yard punt return.

PERSONAL: Earned All-America honors from Super Prep, Tom Lemming, National Recruiting Advisor, RivalNet, Prep Star, Parade and Blue Chip Illustrated and was rated among Super Prep's National Top 50 (third-rated running back on the magazine's dream team), in addition to being a consensus all-state selection at Holy Spirit (Atlantic City, N.J.) High School...Selected to play in both the Governor's Cup (New York vs. New Jersey) and the New Jersey North-South Game...Rushed for 1,512 yards and 19 touchdowns as a senior (8.2 avg.)...Also competed in track, running the 400 meter event...Sociology major, enrolled in the College of Arts and Sciences...William and his six siblings are the children of the late Mabel and Bobby Green...Born on Dec. 17, 1979...Resides in Atlantic City, N.J.

GREEN'S SINGLE-GAME CAREER HIGHS

RUSHING ATTEMPTS: 28 at New Orleans 11/24/02

RUSHING YARDS: 178 vs. Atlanta 12/29/02

RUSHING TD'S: 2 vs. Atlanta 12/29/02

LONG RUSH: 64t vs. Atlanta 12/29/02

RECEPTIONS: 3 vs. Carolina 12/1/02; at Jacksonville 12/8/02; vs. Indianapolis 12/15/02

RECEIVING YARDS: 44 vs. Carolina 12/1/02

RECEIVING TD'S: 0

LONG RECEPTION: 18 vs. Carolina 12/1/02

COMBINED YARDS FROM SCRIMMAGE: 187 vs. Atlanta 12/29/02 (178 rush/9 rec.)

WILLIAM GREEN CONTINUED...

GREEN'S CAREER OFFENSIVE STATISTICS

YEAR	NO.	RUSHING				NO.	YDS.	RECEIVING		
		YDS.	AVG.	LONG	TD			YDS.	AVG.	LONG
2002 (Cle.)	243	887	3.7	64t	6	16	113	7.1	18	0
CAREER	243	887	3.7	64T	6	16	113	7.1	18	0

GREEN'S CAREER POSTSEASON OFFENSIVE STATISTICS

YEAR	NO.	RUSHING				NO.	YDS.	RECEIVING		
		YDS.	AVG.	LONG	TD			YDS.	AVG.	LONG
2002 (Cle.)	25	30	1.2	23	1	2	8	4.0	7	0
CAREER	25	30	1.2	23	1	2	8	4.0	7	0

GREEN'S 2002 BROWNS OFFENSIVE STATISTICS

DATE	OPP.	RUSHING					RECEIVING				
		NO.	YDS.	AVG.	LG.	TD	NO.	YDS.	AVG.	LG.	TD
9/8	K.C.	8	17	2.1	6	0	0	0	0.0	0	0
9/15	Cin.	17	36	2.1	8	0	0	0	0.0	0	0
9/22	@ Ten.	8	26	3.3	14	0	1	5	5.0	5	0
9/29	@ Pitt.	7	16	2.3	7	0	0	0	0.0	0	0
10/6	Balt.	4	2	0.5	3	0	0	0	0.0	0	0
10/13	@ T.B.	8	22	2.8	6	0	0	0	0.0	0	0
10/20	Hou.	12	24	2.0	5	1	0	0	0.0	0	0
10/27	@ NYJ	3	8	2.7	5	0	0	0	0.0	0	0
11/3	Pitt.	4	10	2.5	4	0	0	0	0.0	0	0
11/17	@ Cin.	25	96	3.8	16	0	2	4	2.0	3	0
11/24	@ N.O.	28	114	4.1	23	1	0	0	0.0	0	0
12/1	Car.	24	94	3.9	16	0	3	44	14.7	18	0
12/8	@ Jack.	26	119	4.6	15	1	3	25	8.3	12	0
12/15	Ind.	22	69	3.1	9	1	3	24	8.0	17	0
12/22	@ Balt.	20	56	2.8	9	0	2	2	1.0	4	0
12/29	Atl.	27	178	6.6	64t	2	2	9	4.5	11	0
TOTALS	16 GM	243	887	3.7	64T	6	16	113	7.1	18	0

GREEN'S 2002 POSTSEASON OFFENSIVE STATISTICS

DATE	OPP.	RUSHING					RECEIVING				
		NO.	YDS.	AVG.	LG.	TD	NO.	YDS.	AVG.	LG.	TD
1/5	@ Pitt.	25	30	1.2	23	1	2	8	4.0	7	0
TOTALS	1 GM	25	30	1.2	23	1	2	8	4.0	7	0



DB ROBERT GRIFFITH 24

YEAR W/ BROWNS: 2ND

YEAR IN NFL: 10TH

HEIGHT: 5-11

WEIGHT: 197

BIRTHDATE: NOV. 30, 1970

ACQUIRED: UFA (MIN.) - '02

COLLEGE: SAN DIEGO STATE

GAMES PLAYED/STARTED: : 1994 (15/0, 1/0); 1995 (16/1); 1996 (14/14, 1/1); 1997 (16/16, 2/2); 1998 (16/16, 2/2); 1999 (16/16, 2/2); 2000 (16/16, 2/2); 2001 (10/9); 2002 (12/12, 1/1).

CAREER GAMES: 131 games, 100 starts.**POSTSEASON GAMES:** 11 games, 10 starts.

CAREER TRANSACTIONS: Originally signed as an undrafted free agent by the Minnesota Vikings on April 22, 1994...Signed as an unrestricted free agent by the Cleveland Browns on March 6, 2002.

CAREER HIGHLIGHTS: Tallied 823 total tackles, 613 solo, 7.5 sacks, 64 PBU, 32.5 tackles for loss, 20 interceptions, 6 forced fumbles and 71 special teams tackles in nine NFL seasons... Named to his first Pro Bowl in 2000... Was named second team all-pro in 1998 and 1999... Three-time All-Madden Team selection... Has 100 or more tackles in six of last seven seasons, including five straight (1996-2000)... Also ranks second in sacks by Minnesota defensive backs with his 7.5 sacks.

SEASONAL REVIEWS

2002: In his first season with the Browns started in 12 games at strong safety and ranked 2nd on the club with 109 tackles, including 68 solo, 3 interceptions, 8 PBU and 1 forced fumble... His 3 interceptions ranked 2nd on the team and his 8 PBU were T-2nd... Led or was tied for the team lead in tackles on five occasions... Recorded 10 or more tackles in six games... Had a season-high 13 tackles vs. Cincinnati on Sept. 15... Missed four games with a shoulder injury... Recorded an interception vs. Cincinnati on Sept. 15, at Pittsburgh on Sept. 29 and vs. Atlanta on Dec. 29... One of six veterans named as team captains... **Game 1 vs. Kansas City 9/8:** Made his Browns debut by starting at strong safety and led the Browns with 9 tackles, including 5 solo, 1 tackle for loss and 1 PBU... **Game 2 vs. Cincinnati 9/15:** Started at strong safety and led the team with a season-high 13 tackles, including 6 solo and 1 interception... Recorded an interception late in the 4th quarter on a pass from Bengals QB Gus Frerotte... Part of a defensive effort that limited Cincinnati to only 7 points and forced 3 turnovers and 5 sacks... **Game 3 at Tennessee 9/22:** Started at strong safety and ranked 2nd on the club with 8 tackles, including 5 solo, 1 PBU and 1 forced fumble... Part of a defensive effort that allowed Tennessee only 187 net yards of offense, the fewest the club has allowed since 1994 (182, vs. Houston 11/27/94)... **Game 4 at Pittsburgh 9/29:** Started at strong safety and ranked 2nd on the team with 10 tackles, including 7 tackles and 1 interception... Recorded his second interception of the year with a 4th quarter interception in the endzone to halt a Pittsburgh scoring drive on a pass from Steelers QB Kordell Stewart intended for WR Hines Ward... Part of a defensive effort that limited Pittsburgh to 93 net yards rushing... **Game 5 vs. Baltimore 10/6:** Started at strong safety and recorded 4 tackles, including 3 solo and 1 PBU... Left the game in the 2nd quarter with an injury (shoulder) and did not return... **Game 6 at Tampa Bay 10/13:** Inactive due to injury (shoulder)... **Game 7 vs. Houston 10/20:** Inactive due to injury (shoulder)... **Game 8 at N.Y. Jets 10/27:** Inactive due to injury (shoulder)... **Game 9 vs. Pittsburgh 11/3:** Inactive due to injury (shoulder)... **Game 10 at Cincinnati 11/17:** Started at strong safety and recorded 3 solo tackles... Part of a defensive effort that limited the Bengals to 102 net yards rushing... **Game 11 at New Orleans 11/24:** Started at strong safety and was tied for the team lead with 9 tackles, including 7 solo, 1 tackle for loss and 1 PBU... Part of a defensive effort that limited the Saints to 74 yards rushing, forced 5 defensive turnovers (3 INT, 2 fumbles) and limited the Saints to only 12 points (1 TD, 2 FG) on six opportunities in the red zone... **Game 12 vs. Carolina 12/1:** Started at strong safety and led the club with 9 tackles, including 7 solo... Part of a defensive effort that limited the Panthers to 89 net yards passing and 234 total net yards... **Game 13 at Jacksonville 12/8:** Started at strong safety and was 2nd on the club with 12 tackles, including 8 solo... Part of a defensive effort that limited the Jaguars to 211 net yards of offense including 54 net yards passing... **Game 14 vs. Indianapolis 12/15:** Started at strong safety and was 2nd on the club with 10 tackles, including 6 solo and 1 QB pressure... **Game 15 at Baltimore 12/22:** Started at strong safety and led the club with 12 tackles, including 6 solo and 2 PBU... Part of a defensive effort that limited Baltimore to 275 net yards of offense, including 129 net yards passing... **Game 16 vs. Atlanta 12/29:** Started at strong safety and was 2nd on the club with 10 tackles, including 7 solo, 1 interception and 2 PBU... Recorded his 3rd interception of the year in the 2nd quarter with an interception after a tip by S Earl Little at the Cleveland 34-yard line... Part of a defensive effort that limited Atlanta to 104 net yards rushing... **AFC Wild Card Game at Pittsburgh 1/5:** Started at strong safety and led the club with 10 tackles, including 7 solo, and 1 tackle for loss.

FUN FACTS

- Named to his first Pro Bowl in 2000.
- Entered the NFL as an undrafted rookie from San Diego State.
- Began the Robert Griffith Foundation in 1998, which provides college scholarships for at risk and disadvantaged youth.
- Appeared in *Sports Illustrated* for Women 2000 Swimsuit Issue.

ROBERT GRIFFITH CONTINUED...

2001: Missed six contests due to a fractured fibula he suffered during the opening kickoff against Chicago on Sept. 23...Started nine games and recorded 68 tackles, 50 solos, 3 tackles for loss, 3 PBU, 2 interceptions and 1 tackle for loss...All nine starts came at strong safety...In the season opener vs. Carolina on Sept. 9, recorded a team-high 11 tackles, 1 tackle for loss and 1 PBU...Missed the next six games with his fractured fibula...Returned to action on Nov. 19 against the New York Giants and had 3 tackles and 1 interception...Had 8 tackles and 1 PBU on Nov. 25 against Chicago...Had season-high 13 tackles and 1 interception at Pittsburgh on Dec. 2...Moved into third place in Vikings history among defensive backs with his 5 tackles against Tennessee on Dec. 9...Had 8 tackles vs. Jacksonville on Dec. 23...Tied season-high with 8 solo tackles at Baltimore on Jan. 7, 2002.

2000: Earned his first trip to the Pro Bowl following the 2000 season...First Minnesota safety to be named to the Pro Bowl since Todd Scott in 1992...Named to the All-Madden Team for the third straight season...Ranked third on the team with 122 tackles and second on the team with 8 PBU...Led or tied for team lead in tackles five times on the season...Notched a team-high 15 tackles in the NFC Championship Game at New York Giants on Jan. 14...Tied his career-high with 3 tackles for loss against Carolina on Nov. 19...Posted a season-high 14 tackles, 1 tackle for loss and 1 PBU against Buffalo on Oct. 22...Had 12 tackles, 1 PBU, 1 forced fumble and 1 interception at Dallas on Thanksgiving Day...Led the team with 13 tackles and 1 tackle for loss against Detroit on Oct. 1.

1999: Named second team all-pro by the *Associated Press*...Named to the All-Madden Team for the second consecutive season...Led team in interceptions for the first time in his career...Ranked second on the team with 9 tackles for loss, which is also a career-high...Notched career-highs with 136 tackles, 107 solo tackles, 4 sacks and 9 tackles for loss...Had 10 PBU, which is the second-highest total of his career...Led all defensive backs in tackles, and was third on the team...Led team in tackles in four contests...Also led squad in turnovers forced during the postseason (interception vs. Dallas on Jan. 9; fumble recovery vs. St. Louis on Jan. 16)...Set career-high in solo tackles with 12 at Detroit on Oct. 17...Ranked fifth on the team with 13 special teams tackles...Tied for second on the squad with 11 solo special teams tackles...Had season-high 15 tackles, 2 tackles for loss and a pressure vs. Chicago on Oct. 10.

1998: Named all-pro by *College and Pro Football Weekly* and tied for all-pro honors from *The Sporting News*...Selected to the Associated Press second team all-pro squad...Named to the All-Madden Team...Named NFL Defensive Player of the Week for his performance in the NFL Divisional Playoff Game against Arizona...Tied for fifth in the NFC with 5 interceptions on the season...Ranked third on the team with 109 tackles and was second on the team with 83 solo tackles...Led the Minnesota defensive backs in tackles for the third consecutive year...Recorded a career-high 11 PBU...Had 3 takeaways during the playoffs with 2 interceptions and 1 fumble recovery...Led team with 14 tackles during the NFC Championship Game, including 12 solo stops...Picked off a pair of Tony Banks' passes against St. Louis on Sept. 13

1997: Led squad in solo tackles with 103...Led defensive backs in tackles and finished second on the team with 128 total tackles...Became the first Vikings defensive back since Joey Browner (1990-91) to have 100 or more tackles in consecutive seasons...Also led team in postseason tackles with 20...Led or tied for the team lead in tackles six times during the regular season...Led the squad with 12 tackles vs. New York Giants in the playoffs...Led all defensive backs with 8 tackles for loss...Had team-high 15 tackles vs. New York Jets on Nov. 23...Had 2 interceptions in the season finale against Indianapolis on Dec. 21.

1996: First-year starter at strong safety in 1996...Finished second on the team with 4 interceptions...Led squad in interception return yards with 67...All 4 of his interceptions came in wins by the Vikings...Led Vikings defensive backs with 103 total tackles...Became first Viking defensive back to go over the 100-tackle mark in a season since 1991...Tied for 2nd on the team with 7.5 tackles for loss...Led Vikings defensive backs with 2 sacks...First NFL interception came at Chicago on Sept. 15 off of QB Erik Kramer...Had 3 PBU against Carolina on Oct. 6...Deactivated for two games with a shoulder separation.

ROBERT GRIFFITH CONTINUED...

1995: Led the Vikings with 29 tackles on special teams...Surpassed previous team single-season record held by Bobby Abrams (28) in 1994...Played mainly in third-down situations at safety...Led non-starters with 39 tackles...Recorded a season-high 4 special teams tackles vs. Green Bay on Oct. 22...Had 6 tackles in first career start against Tampa Bay on Dec. 3.

1994: In his rookie season, finished third on the Vikings with 25 special teams stops...Had 3 special teams tackles at Chicago on Sept. 18...Had 3 more special teams stops against Tampa Bay on Oct. 30...Played strong safety in special situations...Recorded season-high 3 tackles at New England on Nov. 13...Had 2 PBU at Buffalo on Dec. 11.

COLLEGE: Was a second team All-WAC selection in 1992...Totaled 20 PBU, recorded 16 tackles for loss and forced 15 fumbles in three seasons at San Diego State...Tied for team lead with 2 fumble recoveries his senior season...Also finished second on team in tackles with 97 as a senior...Played a hybrid linebacker-safety position during college.

PERSONAL: Earned All-CIF honors in football and track at Mt. Miguel (San Diego, Calif.) High School...Modeled for Bad Boy clothing in an ad that appeared in *Rolling Stone*, *Details*, *Vibe* and *Source* magazines...Active in tae-kwon-do...Began the Robert Griffith Foundation during the 1998 offseason...The foundation provides high school seniors in his hometown of San Diego with renewable college scholarships for at risk and disadvantaged youth...Appeared in *Sports Illustrated* for Women 2000 Swimsuit Issue...Active in the Cleveland community by supporting the Browns 'Hats Off to Our Heroes' program and supporting the Holiday Toy Extravaganza, a holiday toy drive for Cleveland area youth.

GRIFFITH'S SINGLE-GAME CAREER HIGHS

TACKLES: 15 vs. Chicago 10/10/99; at NY Jets 11/23/97

SOLO TACKLES: 12 at Detroit 10/17/99

SACKS: 1 many times, latest: vs. Miami 9/10/00

TACKLES FOR LOSS: 2 many times, latest vs. Chicago 10/10/99

INTERCEPTIONS: 2 at Green Bay 10/5/98; at St. Louis 9/13/98; vs. Indianapolis 12/21/97

PASSES DEFENSED: 3 vs. Carolina 11/19/00; at St. Louis 9/13/98

GRIFFITH'S CAREER DEFENSIVE STATISTICS

YEAR	TACKLES			SACKS	INT'S	PBU	FUMBLES	ST TACKLES
	TOTAL	SOLO	ASST.	NO./YDS.	NO./YDS.		REC./FOR.	
1994 (Min.)	9	7	2	0/0	0/0	2	0/1	25
1995 (Min.)	39	29	10	.5/-	0/0	8	0/0	29
1996 (Min.)	103	81	22	2/-	4/67	10	0/1	2
1997 (Min.)	128	103	25	0/0	2/26	4	0/2	1
1998 (Min.)	109	83	26	0/0	5/25	11	1/0	1
1999 (Min.)	136	107	29	4/-	3/0	10	0/0	13
2000 (Min.)	122	83	39	1/-	1/25	8	1/1	0
2001 (Min.)	68	50	18	0/0	2/25	3	0/0	0
2002 (Cle)	109	70	39	0/0	3/0	8	0/1	0
CAREER	823	613	210	7.5	20/168	64	2/6	71

GRIFFITH'S POSTSEASON CAREER DEFENSIVE STATISTICS

YEAR	TACKLES			SACKS	INT'S	PBU	FUMBLES	ST TACKLES
	TOTAL	SOLO	ASST.	NO./YDS.	NO./YDS.		REC./FOR.	
1994 (Min.)	0	0	0	0/0	0/0	0	0/0	2
1996 (Min.)	5	5	0	0/0	0/0	0	0/0	0
1997 (Min.)	20	16	4	0/0	0/0	2	0/0	0
1998 (Min.)	20	16	4	0/0	2/46	2	1/0	1
1999 (Min.)	9	9	0	0/0	1/0	1	1/0	2
2000 (Min.)	18	11	7	0/0	0/0	0	0/0	0
2002 (Cle)	10	8	2	0/0	0/0	0	0/0	0
CAREER	82	65	17	0/0	3/46	5	2/0	5

ROBERT GRIFFITH CONTINUED...
GRIFFITH'S 2002 GAME-BY-GAME DEFENSIVE STATISTICS

DATE	OPP.	TACKLES			SACKS		INT'S	FUMBLES		TFL
		TOTAL	SOLO	ASST.	NO./YDS.	NO./YDS.	PBU	REC./FOR.		
9/8	K.C.	9	5	4	0/0	0/0	1	0/0	1	
9/15	Cin.	13	6	7	0/0	1/0	0	0/0	0	
9/22	@ Ten.	8	5	3	0/0	0/0	1	0/1	0	
9/29	@ Pitt.	10	7	3	0/0	1/0	0	0/0	0	
10/6	Balt.	4	3	1	0/0	0/0	1	0/0	0	
10/13	@ T.B.	Inactive (shoulder)								
10/20	Hou.	Inactive (shoulder)								
10/27	@ NYJ	Inactive (shoulder)								
11/3	Pitt.	Inactive (shoulder)								
11/17	@ Cin.	3	3	0	0/0	0/0	0	0/0	0	
11/24	@ N.O.	9	7	2	0/0	0/0	1	0/0	1	
12/1	Car.	9	7	2	0/0	0/0	0	0/0	0	
12/8	@ Jack.	12	8	4	0/0	0/0	0	0/0	0	
12/15	Ind.	10	6	4	0/0	0/0	0	0/0	0	
12/22	@ Balt.	12	6	6	0/0	0/0	2	0/0	0	
12/29	Atl.	10	7	3	0/0	1/0	2	0/0	0	
TOTAL	12 GM	109	70	39	0/0	3/0	8	0/1	2	

GRIFFITH'S 2002 POSTSEASON GAME-BY-GAME DEFENSIVE STATISTICS

DATE	OPP.	TACKLES			SACKS		INT'S	FUMBLES		TFL
		TOTAL	SOLO	ASST.	NO./YDS.	NO./YDS.	PBU	REC./FOR.		
1/5	@ Pitt.	10	7	2	0/0	0/0	0	0/0	1	
TOTALS	1 GM	10	7	2	0/0	0/0	0	0/0	1	

GRIFFITH'S CAREER INTERCEPTIONS (1994-2001)

NO.	OPPONENT	DATE	SCORE	QUARTERBACK	RETURN YARDS
1	@ Chicago	9/15/96	W 20-14	Eric Kramer	1
2	vs. Green Bay	9/22/96	W 30-21	Brett Favre	41
3	vs. Carolina	10/6/96	W 14-12	Kerry Collins	9
4	vs. Arizona	12/1/96	W 41-17	Boomer Esiason	18
5	vs. Indianapolis	12/21/97	W 39-28	Kelly Holcomb	21
6	vs. Indianapolis	12/21/97	W 39-28	Kelly Holcomb	5
7	@ St. Louis	9/13/98	W 38-31	Tony Banks	17
8	@ St. Louis	9/13/98	W 38-31	Tony Banks	8
9	@ Green Bay	10/5/98	W 37-24	Brett Favre	0
10	@ Green Bay	10/5/98	W 37-24	Brett Favre	0
11	vs. Detroit	9/20/98	W 24-6	Charlie Batch	0
12	vs. San Diego	11/28/99	W 35-27	Jim Harbaugh	0
13	@ Tampa Bay	12/6/99	L 17-24	Shaun King	0
14	vs. Green Bay	12/20/99	W 24-20	Brett Favre	0
15	@ Dallas	11/23/00	W 27-15	Troy Aikman	25
16	vs. NY Giants	11/19/01	W 28-16	Kerry Collins	14
17	@ Pittsburgh	12/2/01	L 16-21	Kordell Stewart	11
18	vs. Cincinnati	9/15/02	W 20-7	Gus Frerotte	0
19	at Pittsburgh	9/29/02	L 13-16 (OT)	Kordell Stewart	0
20	vs. Atlanta	12/29/02	W 24-16	Michael Vick	0

POSTSEASON

OPPONENT	DATE	SCORE	QUARTERBACK	RETURN YARDS
1998 Divisional Playoff Game vs. Arizona	1/10/99	W 41-21	Jake Plummer	31
1998 Divisional Playoff Game vs. Arizona	1/10/99	W 41-21	Jake Plummer	15
1999 NFC Wild Card Playoff Game vs. Dallas	1/9/00	W 27-10	Troy Aikman	0



TE STEVE HEIDEN 82

YEAR W/ BROWNS: 2ND

BIRTHDATE: SEPT. 21, 1976

YEAR IN NFL: 5TH

ACQUIRED: TR. (S.D.) - '02

HEIGHT: 6-5

COLLEGE: SOUTH DAKOTA STATE

WEIGHT: 265

GAMES PLAYED/STARTED: 1999 (11/0); 2000 (15/3); 2001 (16/10); 2002 (16/6, 1/1).

CAREER GAMES: 58 games, 19 starts.

POSTSEASON GAMES: 1 game, 1 start.

CAREER TRANSACTIONS: Originally drafted by San Diego in the third round, 69th overall, in the 1999 NFL Draft...Traded from San Diego to Cleveland on Aug. 31, 2002.

CAREER HIGHLIGHTS: Had a career-high 17 receptions for 105 yards with Cleveland in 2002...Established a career-high 5 receptions at Jacksonville on Dec. 8, 2002.

SEASONAL REVIEWS

2002: Acquired by the Browns at the end of training camp in a trade with San Diego...Appeared in all 16 regular season games including six starts at tight end...Solid blocking tight end who helped the Browns running game improve from 31st to 23rd in the NFL with 100.9 rushing yards per game...Totaled a career-high 17 receptions for 105 yards (6.2 avg.) including 1 TD...Added a 1-yard TD reception vs. Pittsburgh on Nov. 3...Had a career-high 5 receptions for 21 yards at Jacksonville on Dec. 8...Also was a key player on special teams with 7 tackles...**Game 1 vs. Kansas City 9/8:** Started at HB for the injured Aaron Shea (shoulder) as the Browns opened in the two-TE and HB formation...**Game 2 vs. Cincinnati 9/15:** Started at HB for the injured Aaron Shea (shoulder)...Added 1 reception for 8 yards...Also played on special teams...**Game 3 at Tennessee 9/22:** Played TE and had 1 reception for 11 yards...Threw a key block in the 3rd quarter to allow Dennis Northcutt to race 74-yards for TD on a punt return and cut the Titans lead to 21-14...Also played on special teams with 1 tackle...**Game 4 at Pittsburgh 9/29:** Played on special teams with 1 tackle...**Game 5 vs. Baltimore 10/6:** Played TE and also on special teams...**Game 6 at Tampa Bay 10/13:** Played TE with 1 reception for 12 yards...Also played on special teams...**Game 7 vs. Houston 10/20:** Played TE and also on special teams with 1 tackle and 1 forced fumble...Added a key play on punt coverage by forcing a fumble by Houston PR Jermaine Lewis in the 1st quarter which was recovered by Ben Taylor at the Houston 13-yard line and five plays later RB William Green scored on a 1-yard TD run for an early 7-0 lead...**Game 8 at N.Y. Jets 10/27:** Played TE and also played on special teams...**Game 9 vs. Pittsburgh 11/3:** Played TE and had 1 reception for a 1-yard TD...Capped a 6-play, 70-yard (2:56) drive with his first TD reception as a member of the Browns...Also played on special teams...**Game 10 at Cincinnati 11/17:** Started at TE for the injured Aaron Shea (ankle) and had 2 receptions for 15 yards (7.5 avg.)...Also played on special teams and had a key fumble recovery in the 4th quarter on punt coverage as Bengals PR T.J. Houshmandzadeh fumbled the punt and Heiden recovered at the Cleveland 42-yard line...Added 2 special teams tackles...**Game 11 at New Orleans 11/24:** Played TE with 1 reception for 8 yards...Also played on special teams with 1 tackle...**Game 12 vs. Carolina 12/1:** Played TE with 2 receptions for 18 yards (9.0 avg.), including a long of 9 yards...Also played on special teams...**Game 13 at Jacksonville 12/8:** Started at tight end and led the team with a career-high 5 receptions for 21 yards (4.2 avg.)...Also played on special teams...**Game 14 vs. Indianapolis 12/15:** Started at TE and also played on special teams...**Game 15 at Baltimore 12/22:** Played tight end with 1 reception for 2 yards...Also played on special teams...**Game 16 vs. Atlanta 12/29:** Started tight end with 2 recep-

FUN FACTS

- Recorded his first career TD reception and blocked a punt in the same game at Carolina on Dec. 17, 2000.
- Division II standout at South Dakota State was a 3rd round pick of San Diego in 1999.

STEVE HEIDEN CONTINUED...

tions for 9 yards...Also played on special teams...**AFC Wild Card Game at Pittsburgh 1/5:** Started at tight end and also played on special teams.

2001: In his third season with San Diego appeared in all 16 regular season games for the first time in his career, including 10 starting assignments...Totaled 8 receptions for 55 yards...Caught a 3-yard TD reception at New England on Oct. 14.

2000: Caught 6 passes for 32 yards and 1 touchdown...Also contributed 7 tackles on special teams, 1 blocked punt and 1 fumble recovery on special teams...Played in 15 games with 3 starting assignments...Caught first-career TD pass for 4 yards at Carolina on Dec. 17...Also blocked first-career punt at Carolina on Dec. 17.

1999: In his rookie season with San Diego saw action in 11 regular season games...Contributed 2 tackles on special teams...Made his NFL debut on special teams vs. Seattle on Oct. 17...Entered the NFL as San Diego's third-round selection and 69th player chosen overall in 1999 Draft.

COLLEGE: Collegiate career totals at South Dakota State include 112 receptions for 1,499 yards (13.4 avg.) and 8 TDs...Earned first team All-North Central Intercollegiate Athletic Conference Honors in 1998...Also earned first team all-conference academic honors...Voted second team All-America by Sports Network and third team Division II All-America by Football Gazette...Selected to Daktronics All-Midwest Region second team...Honorable mention all-conference choice as junior and sophomore...Majored in early childhood education.

PERSONAL: Born Steve Allen Heiden September 21, 1976 in Rushford, Minnesota...Lettered in football and basketball at Rushford-Peterson High School...Honorable mention all-state selection by *Minneapolis Star Tribune* as senior...Earned all-area honors from *Rochester Post Bulletin* and *Winona Daily News*...Married the former Jessica Preusse this summer in Minnesota.

HEIDEN'S SINGLE-GAME CAREER HIGHS

RECEPTIONS: 5 at Jacksonville 12/8/02

RECEIVING YARDS: 24 vs. Arizona 11/25/01

RECEIVING TDS: 1 at Carolina 12/17/00; at N.E. 10/14/01; vs. Pittsburgh 11/3/02

LONG RECEPTION: 16 vs. Arizona 11/25/01

HEIDEN'S CAREER RECEIVING STATISTICS

YEAR	NO.	YDS.	AVG.	LONG	TD
1999 (S.D.)	0	0	0.0	0	0
2000 (S.D.)	6	32	5.3	10	1
2001 (S.D.)	8	55	6.9	16	1
2002 (Cle.)	17	105	6.2	12	1
CAREER	31	192	6.2	16	3

HEIDEN'S CAREER POSTSEASON RECEIVING STATISTICS

YEAR	NO.	YDS.	AVG.	LONG	TD
2002 (Cle.)	0	0	0.0	0	0
CAREER	0	0	0.0	0	0



DB ANTHONY HENRY 37

YEAR W/ BROWNS: 3RD

BIRTHDATE: NOV. 3, 1976

YEAR IN NFL: 3RD

ACQUIRED: D (4) - '01

HEIGHT: 6-1

COLLEGE: SOUTH FLORIDA

WEIGHT: 205

GAMES PLAYED/STARTED: 2001 (16/2); 2002 (16/10, 1/0).

CAREER GAMES: 32 games, 12 starts.

POSTSEASON GAMES: 1 game, 0 starts.

CAREER TRANSACTIONS: Selected by the Cleveland Browns in the fourth round, 97th overall, in the 2001 NFL Draft.

CAREER HIGHLIGHTS: In 2001 ranked first in the AFC and tied for first in the NFL with a club record-tying 10 interceptions his rookie season...Became the first player in club history to have 3 interceptions in two different games (vs. Detroit on Sept. 23, 2001 and at Baltimore on Nov. 18, 2001)...Had a 97-yard interception return for a TD vs. Jacksonville on Dec. 16, 2001, which tied a franchise record.

SEASONAL REVIEWS

2002: Second-year corner appeared in all 16 regular season games in the nickel and dime defensive packages and also had 10 starting assignments at corner...Started six games at right corner filling in for injured Daylon McCutcheon, two games at left corner for the injured Corey Fuller and two games when the Browns defense opened in the nickel defensive package... Totaled 69 tackles, including 57 solo, and led the club with 12 PBU and added 2 interceptions and 2 forced fumbles...Had a season-high 2 interceptions at New Orleans on Nov. 24... Matched a career-high 7 tackles at Tampa Bay on Oct. 13 and at N.Y. Jets on Oct. 27...Added 11 special teams tackles and partially blocked a 45-yard field goal attempt by Martin Gramatica at Tampa Bay on Oct. 13...**Game 1 vs. Kansas City 9/8:** Played corner in the nickel and dime defensive packages with 3 tackles, including 2 solo...Also played on special teams...**Game 2 vs. Cincinnati 9/15:** Played corner in the nickel defensive package with 2 solo tackles and 2 PBU...Also played on special teams...Part of a defensive effort that limited Cincinnati to only 7 points and forced 3 turnovers and 5 sacks...**Game 3 at Tennessee 9/22:** Played corner in the nickel defensive package with 1 solo tackle and 1 PBU...Part of a defensive effort that allowed Tennessee only 187 net yards of offense, the fewest the club has allowed since 1994 (182, vs. Houston 11/27/94)...Also played special teams with 2 tackles...**Game 4 at Pittsburgh 9/29:** Played corner in the nickel defensive package and recorded 6 solo tackles, 1 PBU and 1 forced fumble...Replaced starting corner Corey Fuller (hamstring) in the 3rd quarter...Part of a defensive effort that limited Pittsburgh to 93 net yards rushing...Also played on special teams and led the club with 3 tackles...**Game 5 vs. Baltimore 10/6:** Started at left corner replacing starting corner Corey Fuller (hamstring) and recorded 6 tackles, including 5 solo and 1 PBU...Also played on special teams...**Game 6 at Tampa Bay 10/13:** Started at left corner for Corey Fuller as Daylon McCutcheon moved over to start at right corner...Tied for the team lead with 7 solo tackles, which matched a career-high...Made a key play on special teams as he partially deflected a 45-yard FG attempt by Tampa Bay K Martin Gramatica that was also deflected by DT Alvin McKinley...Also added 1 special teams tackle...**Game 7 vs. Houston 10/20:** Started at right corner for the injured Daylon McCutcheon (elbow) and recorded 6 solo tackles and 1 PBU...Part of a defensive effort that recorded 8 sacks and

FUN FACTS

- Played his first three years at South Florida at free safety before switching to corner his senior year, where his position coach at USF was former Eagles' safety Andre Waters.
- Was one of three USF players drafted consecutively with the first three picks of the fourth round in the 2001 NFL Draft, G Kenyatta Jones (New England), Henry and K Bill Gramatica (Arizona).

PLAYERS
VETERANS

1 forced fumble...Also played on special teams with a team-high 4 tackles...**Game 8 at N.Y. Jets 10/27:** Started at right corner for Daylon McCutcheon and was tied for second on the club with 7 solo tackles, 1 PBU and 1 forced fumble...His 7 tackles matched a season-high...Part of a defense that limited the N.Y. Jets to 241 net yards of offense, including only 2 net yards of offense in the 3rd quarter, and forced 3 turnovers...**Game 9 vs. Pittsburgh 11/3:** Started at right corner as Daylon McCutcheon moved from his normal right corner spot to start for the injured Corey Fuller...Recorded 6 tackles, including 5 solo and 1 PBU...**Game 10 at Cincinnati 11/17:** Started at corner as the Browns opened in the nickel defensive package... Recorded 6 tackles, including 3 solo...Part of a defensive effort that limited the Bengals to 102 net yards rushing...**Game 11 at New Orleans 11/24:** Started at corner with 1 tackle and 2 interceptions for 4 yards...Recorded his 1st interception on the year late in the 2nd quarter as he stepped in front of a pass from Saints QB Aaron Brooks intended for WR Joe Horn at the Cleveland 1-yard line to stop a potential Saints scoring threat...Added his 2nd interception in the game late in the 4th quarter to secure the victory as he intercepted Aaron Brooks on a pass intended for WR Joe Horn with 2:48 remaining in regulation...Part of a defensive effort that limited the Saints to 74 yards rushing, forced 5 defensive turnovers (3 INT, 2 fumbles) and limited the Saints to only 12 points (1 TD, 2 FG) on six opportunities in the red zone...**Game 12 vs. Carolina 12/1:** Started at right corner for the injured Daylon McCutcheon (thumb)...Recorded 5 solo tackles...Part of a defensive effort that limited the Panthers to 89 net yards passing and 234 total net yards...**Game 13 at Jacksonville 12/8:** Started at right corner for the injured Daylon McCutcheon (thumb)... Recorded 2 tackles including 1 solo...Part of a defensive effort that limited the Jaguars to 211 net yards of offense including 54 net yards passing...**Game 14 vs. Indianapolis 12/15:** Started at right corner for the injured Daylon McCutcheon, who was used in the nickel defensive package...Added 3 tackles, including 1 solo and 1 PBU...**Game 15 at Baltimore 12/22:** Played corner in the nickel defensive package with 6 tackles, including 4 solo and 1 PBU...Part of a defensive effort that limited Baltimore to 275 net yards of offense, including 129 net yards passing...**Game 16 vs. Atlanta 12/29:** Played corner in the nickel defensive package with 2 solo tackles and 2 PBU...Part of a defensive effort that limited Atlanta to 104 net yards rushing... **AFC Wild Card Game at Pittsburgh 1/5:** Played corner in the nickel defense and recorded 3 tackles, including 2 solo and a team high 3 PBU...Also played on special teams.

2001: Had a breakout year as a fourth-round draft choice and ranked first in the AFC and tied for first in the NFL with a club record-tying 10 interceptions...Became the first NFL rookie to lead the league in interceptions since 1995 (FS Orlando Thomas, Minnesota, 9)...Appeared in all 16 regular-season games with 2 starts and totaled 44 tackles, 30 solos and 10 interceptions for 177 yards and ranked second on the club with 10 PBU...Became the first player in club history to have 3 interceptions in two different games (vs. Detroit on Sept. 23 and at Baltimore on Nov. 18)...His 10 interceptions on the season tied a club record (10, Thom Darden, 1978) and set a club rookie mark (8, Bobby Franklin, 1960)...Added a 97-yard interception return for a TD vs. Jacksonville on Dec. 16, which tied a club record for longest return in franchise history (97, Najee Mustafaa, Oct. 10, 1993 vs. Miami)...Established a career-high with 7 tackles on three separate occasions: vs. Baltimore on Oct. 21, at Chicago on Nov. 4 and vs. Jacksonville on Dec. 16...Also played on special teams with 10 tackles...In his NFL debut vs. Seattle on Sept. 9 played corner in the nickel defensive package... Had 3 interceptions for 58 yards vs. Detroit on Sept. 23 in the Browns 24-14 win over Detroit and tied the club's rookie record 3 interceptions (Bobby Franklin, 12/11/60 vs. Chicago)...Added 1 solo tackle at Jacksonville on Sept. 30 and 1 solo tackle and 1 PBU vs. San Diego on Oct. 7...Recorded 5 tackles and 1 PBU at Cincinnati on Oct. 14...Made a career-high 7 tackles, including 4 solo vs. Baltimore on Oct. 21 and added his fourth interception of the season as he intercepted Elvis Grbac and returned it 22 yards in the Browns 24-14 win over the Ravens...Matched his career-high with 7 solo tackles and 2 PBU at Chicago on Nov. 4...Added 2 tackles and 2 PBU vs. Pittsburgh on Nov. 11...Named AFC Defensive Player-of-the-Week for his 3 interceptions and 2 solo tackles at Baltimore on Nov. 18...Recorded 3 interceptions for the second time during the season and was the first player in the NFL with a pair of 3 interception games in the same season since Cincinnati's David Fulcher (1989) and the first NFL rookie since Bobby Ply of the 1962 Dallas Texans to accomplish this feat...Played corner with 2 tackles and 1 PBU as the Browns defense shutout Cincinnati

ANTHONY HENRY CONTINUED...

18-0 on Oct. 25...Added 1 solo tackle vs. Tennessee on Dec. 2...Made his first NFL start at New England on Dec. 9 as the Browns opened in the nickel defensive package and totaled 6 tackles... Started at right corner vs. Jacksonville on Dec. 16 and matched a career-high 7 tackles, 1 PBU and added 2 interceptions...Recorded a 97-yard interception return for a TD late in the third quarter on a pass from Jaguars QB Mark Brunell, tying a franchise record for the longest interception return in club history (Najee Mustafaa, 97-yard interception return vs. Miami Oct. 10, 1993)...Played corner with 1 solo tackle at Green Bay on Dec. 23 and 2 solo tackles at Tennessee on Dec. 30...In the regular season finale at Pittsburgh on Jan. 6 added his 10th interception of the year.

COLLEGE: Four-year starter for South Florida in the defensive backfield, but also has experience as a wide receiver...Finished his career with 256 tackles, 169 solos and 9 tackles for loss, 6 recovered fumbles and 22 PBU...Also had 10 interceptions for 126 yards in returns, breaking the school career-records of 8 pass thefts for 118 yards in returns by Roy Manns (1997-2000)...As a senior, started all year at strongside cornerback, but also saw action at free safety and as a receiver... Recorded 40 tackles, 22 solos, with 4 tackles for loss...Tied the school season-record with 5 interceptions for 88 yards in returns, matching the 5 pass thefts by Roy Manns in 1997...Had a team-high 8 PBU, recovered 1 fumble and caught 1 pass for an 8-yard gain...Also had 2 punt returns for 14 yards (7.0 avg.)...As a junior, started eight of nine games he played in at free safety...Finished fourth on the team with 62 tackles, 39 solos, including a stop for an 11-yard loss...Intercepted 3 passes for 27 yards in returns, 3 PBU, 2 recovered fumbles and 1 forced fumble...As a sophomore, started all year at free safety...Also saw action as a quarterback for one series vs. Valparaiso... Ranked third on the team with 79 tackles, 47 solos, 6 PBU and 1 recovered fumble...Returned 2 punts for 15 yards (7.5 avg.) and ran 1 time for a 17-yard gain...As a freshman, All-Independent second team choice...Started all year at free safety as a redshirt freshman...Recorded 73 tackles, 53 solos with 2 tackles for loss, 2 recovered fumbles, 2 interceptions and 5 PBU...Did not play in 1996 under NCAA Proposition 48 rules...Had this year of eligibility returned in 2000 upon his graduation.

PERSONAL: Donates his time to various Cleveland area charitable causes, including the Taste of the NFL to benefit the Cleveland Foodbank, visiting patients at the Cleveland Clinic, Make-A-Wish Foundation, the Special Olympics and building a playground for the United Way...Named Lee County Athlete-of-the-Year and District Player-of-the-Year as a senior at Estero (Fort Myers, Fla.) High School...Lettered as a free safety, cornerback, quarterback and punter (41.6-yard average)... Threw for 821 yards and 7 touchdowns, gained 650 yards with 7 scores rushing and totaled 60 tackles with 3 interceptions in his final year...District Most Valuable Player in track, setting school records in the high jump (6' 6") and triple jump (44' 1")...Team MVP in basketball... Communications major...Nicknamed "Ant"...Born Anthony Danel Henry on Nov. 3, 1976 in Fort Myers, Fla.

HENRY'S SINGLE-GAME CAREER HIGHS

TACKLES: 7 vs. Baltimore 10/21/01; at Chicago 11/4/01; vs. Jacksonville 12/16/01; at Tampa Bay 10/13/02; at N.Y. Jets 10/27/02

INTERCEPTIONS: 3 vs. Detroit 9/23/01; at Baltimore 11/18/01

LONG INTERCEPTION RETURN YARDS: 97t vs. Jacksonville 12/16/01

PASSES DEFENDED: 2 at Chicago 11/4/01; vs. Pittsburgh 11/11/01; at Baltimore 11/18/01; 2 vs. Atlanta 12/29/02

BLOCKED FG: 0.5 at Tampa Bay 10/13/02 (shared w/ Alvin McKinley)

DEFENSIVE SCORES: 1; 97-yd INT return TD vs. Jacksonville 12/16/01

HENRY'S CAREER DEFENSIVE STATISTICS

YEAR	TACKLES			SACKS		INT'S NO./YDS.	PBU	FUMBLERS REC./FOR.	ST TACKLES
	TOTAL	SOLO	ASST.	NO.	YDS.				
2001 (Cle.)	44	30	14	0/0	10/177	10	0/0	10	
2002 (Cle.)	69	57	12	0/0	2/4	12	0/2	11	
CAREER	113	87	26	0/0	12/181	22	0/2	21	

HENRY'S CAREER POSTSEASON DEFENSIVE STATISTICS

YEAR	TACKLES			SACKS	INT'S	PBU	FUMBLES	ST
	TOTAL	SOLO	ASST.	NO./YDS.	NO./YDS.		REC./FOR.	TACKLES
2002 (Cle.)	3	2	1	0/0	0/0	3	0/0	0
CAREER	3	2	1	0/0	0/0	3	0/0	0

HENRY'S 2002 GAME-BY-GAME DEFENSIVE STATISTICS

DATE	OPP.	TACKLES			SACKS	INT'S	PBU	FUMBLES	TFL
		TOTAL	SOLO	ASST.	NO./YDS.	NO./YDS.		REC./FOR.	
9/8	K.C.	3	2	1	0/0	0/0	0	0/0	0
9/15	Cin.	2	2	0	0/0	0/0	2	0/0	0
9/22	@ Ten.	1	1	0	0/0	0/0	1	0/0	0
9/29	@ Pitt.	6	6	0	0/0	0/0	1	0/1	0
10/6	Balt.	6	5	1	0/0	0/0	1	0/0	0
10/13	@ T.B.	7	7	0	0/0	0/0	0	0/0	0
10/20	Hou.	6	6	0	0/0	0/0	1	0/0	0
10/27	@ NYJ	7	7	0	0/0	0/0	1	0/1	0
11/3	Pitt.	6	5	1	0/0	0/0	1	0/0	0
11/17	@ Cin.	6	3	3	0/0	0/0	0	0/0	0
11/24	@ N.O.	1	0	1	0/0	2/4	0	0/0	0
12/1	Car.	5	5	0	0/0	0/0	0	0/0	0
12/8	@ Jack.	2	1	1	0/0	0/0	0	0/0	0
12/15	Ind.	3	1	2	0/0	0/0	1	0/0	0
12/22	@ Balt.	6	4	2	0/0	0/0	1	0/0	0
12/29	Atl.	2	2	0	0/0	0/0	2	0/0	0
TOTALS	16 GM	69	57	12	0/0	2/4	12	0/2	0

HENRY'S 2002 POSTSEASON GAME-BY-GAME DEFENSIVE STATISTICS

DATE	OPP.	TACKLES			SACKS	INT'S	PBU	FUMBLES	TFL
		TOTAL	SOLO	ASST.	NO./YDS.	NO./YDS.		REC./FOR.	
1/5	@ Pitt.	3	2	1	0/0	0/0	3	0/0	0
TOTALS	1 GM	3	2	1	0/0	0/0	3	0/0	0

HENRY'S 2001 GAME-BY-GAME DEFENSIVE STATISTICS

YEAR	TACKLES			SACKS	INT'S	PBU	FUMBLES	TFL
	TOTAL	SOLO	ASST.	NO./YDS.	NO./YDS.		REC./FOR.	
9/9 vs. Sea.	0	0	0	0/0	0/0	0	0/0	0
9/23 vs. Det.	0	0	0	0/0	3/58	0	0/0	0
9/30 @ Jac.	1	1	0	0/0	0/0	0	0/0	0
10/7 vs. S.D.	1	1	0	0/0	0/0	1	0/0	0
10/14 @ Cin.	5	2	3	0/0	0/0	1	0/0	0
10/21 vs. Bal.	7	4	3	0/0	1/22	0	0/0	0
11/4 @ Chi.	7	7	0	0/0	0/0	2	0/0	0
11/11 vs. Pit.	2	0	2	0/0	0/0	2	0/0	0
11/18 @ Bal.	2	2	0	0/0	3/0	2	0/0	0
11/25 vs. Cin.	2	1	1	0/0	0/0	1	0/0	0
12/2 vs. Ten.	1	1	0	0/0	0/0	0	0/0	0
12/9 @ N.E.	6	4	2	0/0	0/0	0	0/0	0
12/16 vs. Jac.	7	4	3	0/0	2/97	1	0/0	0
12/23 @ G.B.	1	1	0	0/0	0/0	0	0/0	0
12/30 @ Ten.	2	2	0	0/0	0/0	0	0/0	0
1/6 @ Pit.	0	0	0	0/0	1/0	0	0/0	0
TOTALS	44	30	14	0/0	10/177	10	0/0	0

HENRY'S CAREER INTERCEPTIONS (2001-2002)

NO.	OPPONENT	DATE	SCORE	QUARTERBACK	RETURN YARDS
1	vs. Detroit	9/23/01	W 24-14	Ty Detmer	0
2	vs. Detroit	9/23/01	W 24-14	Ty Detmer	53
3	vs. Detroit	9/23/01	W 24-14	Ty Detmer	5
4	vs. Baltimore	10/21/01	W 24-14	Elvis Grbac	22
5	at Baltimore	11/18/01	W 27-17	Elvis Grbac	0
6	at Baltimore	11/18/01	W 27-17	Elvis Grbac	0
7	at Baltimore	11/18/01	W 27-17	Elvis Grbac	0
8	vs. Jacksonville	12/16/01	L 10-15	Mark Brunell	0
9	vs. Jacksonville	12/16/01	L 10-15	Mark Brunell	97t
10	at Pittsburgh	1/6/02	L 7-28	Tommy Maddox	0
11	at New Orleans	11/24/02	W 24-15	Aaron Brooks	2
12	at New Orleans	11/24/02	W 24-15	Aaron Brooks	0



QB KELLY HOLCOMB 10

YEAR W/ BROWNS: 3RD

YEAR IN NFL: 7TH

HEIGHT: 6-2

WEIGHT: 212

BIRTHDATE: JULY 9, 1973

ACQUIRED: FA - '01

COLLEGE: MIDDLE TENNESSEE STATE

GAMES PLAYED/STARTED: 1996 (0/0); 1997 (5/1); 1998 (0/0); 1999 (0/0); 2000 (0/0); 2001 (1/0); 2002 (4/2, 1/1).

CAREER GAMES: 10 games, 3 starts.

POSTSEASON GAMES: 1 game, 1 start.

CAREER TRANSACTIONS: Originally signed by Tampa Bay as a free agent on May 1, 1995...Waived by Tampa Bay on Aug. 22, 1995...Signed by Tampa Bay to practice squad on Aug. 29, 1995...Waived by Tampa Bay on Sept. 19, 1995...Signed by Tampa Bay to practice squad on Oct. 4, 1995...Waived by Tampa Bay on Oct. 17, 1995...Signed by Tampa Bay to practice squad on Dec. 19, 1995...Waived by Tampa Bay on Aug. 19, 1996...Signed by Indianapolis to practice squad on Nov. 27, 1996...Signed by Indianapolis from practice squad to active roster on Dec. 12, 1996...Signed by Indianapolis July 16, 1998...Waived by Indianapolis on Feb. 28, 2001...Signed by Cleveland as an unrestricted free agent on March 2, 2001.

CAREER HIGHLIGHTS: In his first postseason start vs. Pittsburgh on Jan. 5, 2003 in the AFC Wild Card Game, threw for 429 yards on 26-of-43 passing with 3 TDs and it marked the second highest postseason performance by a Brown and third in NFL postseason history.

FUN FACTS

- This off-season created a new clothing line of hats, t-shirts and children's clothes, and food products including 'Holcomb's Hometown' barbecue sauce and mustard.
- Threw for 429 yards and 3 TDs in the AFC Wild Card Game at Pittsburgh on Jan. 5, 2003, the third most yards in NFL postseason history.

SEASONAL REVIEWS

2002: Saw his first extensive action in his six-year career in the NFL as Holcomb appeared in four games and opened the season by starting the first two games (1-1 record) for the injured Tim Couch (elbow)...Totaled 64 completions on 106 attempts for 790 yards with 8 TDs and 4 interceptions and a 92.9 QB rating...In the opener vs. Kansas City on Sept. 8 threw for a career-high 326 yards on 27-of-39 passing and 3 TDs...Led the Browns to a 20-7 win over Cincinnati on Sept. 15 by throwing 17-of-30 for 198 passing and 2 TDs...Also replaced starting QB Tim Couch in two contests vs. Baltimore on Oct. 6 and vs. Atlanta on Dec. 29...Entered the game in the 4th quarter vs.

Baltimore on Oct. 6 as Couch left with a concussion and led the Browns to a late rally and was 13-of-23 passing for 180 yards with 2 TDs and 2 interceptions...Suffered a fractured fibula during the 4th quarter against the Ravens, however finished the game...Did not dress the next two games as inactive due to the injury...Replaced Tim Couch (leg) in the 2nd quarter of the regular season finale vs. Atlanta on Dec. 29 and was 7-of-14 passing for 86 yards and 1 TD and 2 interceptions...Started the AFC Wild Card Game and was 26-of-43 passing for 429 yards with 3 TDs and 1 interception...His passing performance was the second most passing yards in a postseason game in franchise history (Bernie Kosar, 489, 1/3/87 vs. N.Y. Jets) and third highest in NFL postseason history (Dan Fouts, 433, 1/2/82 vs. Miami)...**Game 1 vs. Kansas City 9/8:** Made his first start since Nov. 9, 1997 filling in for the injured QB Tim Couch (forearm) and established a career-high 27-39-326 passing and 3 TDs with a 120.2 QB rating as the Browns offense totaled 411 net yards of offense, including 352 net yards passing, in the 40-39 loss vs. Kansas City...Early in the 2nd quarter connected with WR Dennis Northcutt for a 43-yard TD and an early 13-7 Browns lead...Orchestrated a 14-play, 80-yard (7:51) drive to open the 3rd quarter and was 7-9 passing on the drive for 59 yards which ended with a 4-yard TD pass to WR Andre' Davis as the Browns opened a 27-14 lead...In the 4th quarter connected with WR Quincy Morgan on a 44-yard TD pass for a 36-31 Browns lead...Led the Browns on a 7-play, 45-yard (2:36 drive) which ended with a K Phil Dawson 41-yard FG with 29 seconds remaining in regulation and a Browns 39-37 lead...Completed passes to seven different receivers on the afternoon...Was 18-25-201 passing and 2 TDs in the 2nd half...**Game 2 vs. Cincinnati 9/15:** Started at QB and was 17-30-198-2-0 passing and a 99.0 QB rating in the Browns 20-7 win over the Bengals...In the 2nd quarter led an 8-play, 67-yard (4:12) drive culminating in a 15-yard TD pass to WR Andre' Davis as the Browns opened a 10-0 lead...With 21 seconds remaining in the 2nd quarter connected with WR Kevin Johnson for an 8-yard TD pass to open a 17-0 lead...Was 13-20-164-2-0 passing in the 1st half...Completed a pass to seven different receivers...**Game 3 at Tennessee 9/22:** Backup to starting QB Tim Couch...DNP...**Game 4 at Pittsburgh 9/29:** Backup to starting QB Tim Couch...DNP...**Game 5 vs. Baltimore 10/6:** Backup to starting QB Tim Couch, entered the game in the 4th quarter as Couch left with a concussion and did not return...Was 13-23-180-2-2 passing and a QB rating of 74.5 in leading the Browns to a late 4th quarter rally in the 26-21 loss to Baltimore...Took over for Couch on the Browns 2-yard line and completed the 7-play, 98-yard (2:59) drive which ended with a 37-yard TD pass from Holcomb to WR Dennis Northcutt to cut the Ravens lead to 23-15, as Holcomb was 4-5-73 passing on the drive...Led the Browns on a 10-play, 76-yard (2:32) drive which ended with his second TD pass to Northcutt for a 17-yard TD reception as Holcomb was 6-8-62 passing on the drive as the Browns narrowed the Ravens lead to 26-21...**Game 6 at Tampa Bay 10/13:** Inactive due to injury (leg)...**Game 7 vs. Houston 10/20:** Inactive due to injury (leg)...**Game 8 at N.Y. Jets 10/27:** Inactive listed as 3rd QB...**Game 9 vs. Pittsburgh 11/3:** Backup to starting QB Tim Couch...**Week 10 at Cincinnati 11/17:** Backup to starting QB Tim Couch...**Game 11 at New Orleans 11/24:** Backup to starting QB Tim Couch...**Game 12 vs. Carolina 12/1:** Backup to starting QB Tim Couch...**Game 13 at Jacksonville 12/8:** Backup to starting QB Tim Couch...**Game 14 vs. Indianapolis 12/15:** Backup to starting QB Tim Couch...**Game 15 at Baltimore 12/22:** Backup to starting QB Tim Couch...**Game 16 vs. Atlanta 12/29:** Backup to starting QB Tim Couch...Replaced Couch in the 2nd quarter after Couch left with an injury (fibula)...Was 7-of-14 passing for 86 yards with 1 TD and 2 interceptions...Trailing 16-10 in the 4th quarter, connected with WR Kevin Johnson on a 15-yard TD pass to give the Browns the 17-16 lead...**AFC Wild Card Game at Pittsburgh 1/5:** Started at QB and was 26-43-429 passing with 3 TDs and 1 interception and a QB rating of 107.6 in the Browns 36-33 loss at Pittsburgh...Established a career-high 429 yards passing and 3 TDs...His passing performance was the second most passing yards in a postseason game in franchise history (Bernie Kosar, 489, 1/3/87 vs. N.Y. Jets) and his 26 completions were tied for second highest in postseason (Kosar, 26, 1/17/88 at Denver; Kosar, 33, 1/3/87 vs. N.Y. Jets)...Opened the game and led the Browns on a 4-play, 80-yard drive (1:16), including an 83-yard pass to WR Kevin Johnson to the Pittsburgh 1-yard line and RB William Green capped the drive with a 1-yard TD run as the Browns opened an early 7-0 lead...The 83-yard pass to Johnson was the longest play in club postseason history...In the 2nd quarter capitalized on a Steelers fumbled punt and on

the very next play connected with WR Dennis Northcutt for a 32-yard TD and a Browns 14-0 lead...Was 13-18-232 passing and 1 TD in the 1st half...On the Browns opening possession of the 3rd quarter connected with Northcutt for his second TD of the afternoon on a 15-yard TD pass as the Browns opened a 24-7 lead...In the 4th quarter led the Browns on a 5-play, 61-yard (2:11) drive as Holcomb connected with WR Andre' Davis for a 22-yard TD and a 33-21 lead...Was 13-25-197 passing and 2 TDs and 1 interception in the 2nd half...Completed a pass to nine different receivers.

2001: In his first season with the Browns, was the backup to Tim Couch and appeared in one game and was 7-of-12 passing for 114 yards and 1 TD and a 118.1 QB rating...Replaced Tim Couch in the 4th quarter vs. Tennessee on Dec. 2 and completed 7-of-12 passing for 114 yards and 1 TD...Was his first game action since Dec. 21, 1997 at Minnesota as a member of the Indianapolis Colts...Led the Browns on a four-play, 49-yard (1:02) drive which ended with a 20-yard TD pass to WR Kevin Johnson...Did not play in the other 15 regular-season games.

2000: Served as the Colts backup to starting quarterback Peyton Manning...Did not play in 16 regular-season games and the AFC Wild Card Game at Miami on Dec. 30.

1999: Was the third QB behind starting QB Peyton Manning and backup Steve Walsh... Was inactive third QB for each regular-season game...In the AFC Divisional playoff game vs. Tennessee on Jan. 16, 2000 was inactive as the club's third QB.

1998: Backup QB to starting QB Peyton Manning...Was active for each game but did not see any game action.

1997: Appeared in five regular-season games for the Colts, including one start, and completed 45-of-73 attempts for 454 yards, 1 TD and 8 interceptions...Earned his first career start on Nov. 9 vs. Cincinnati...Saw reserve action on Nov. 2 vs. Tampa Bay, Nov. 23 at Detroit, Dec. 14 vs. Miami and Dec. 21 at Minnesota...Was inactive third QB in games 1-7 behind starting QB Jim Harbaugh and backup Paul Justin...Did not play Oct. 26 at San Diego, Nov. 16 vs. Green Bay, Nov. 30 at New England and Dec. 7 at N.Y. Jets...In his first career action vs. Tampa Bay on Nov. 2, was 19-of-30 passing for 181 yards with 1 interception...Led the Colts on a 10-play, 70-yard FG drive and 11-play, 62-yard touchdown drive, culminating the TD drive with a 2-point pass to TE Marcus Pollard...In his first career start vs. Cincinnati on Nov. 9, was 19-of-32 passing for 236 yards, 1 TD and 3 interceptions and 3 rushes for 5 yards...Completed his first career touchdown pass on a 6-yard completion to WR Marvin Harrison...Was 2-of-3 passing for 8 yards on Nov. 23 at Detroit with 1 interception...Did not attempt a pass vs. Miami on Dec. 14...Had 2 rushes for 0 yards on Dec. 21 at Minnesota.

1996: Began the season with Tampa Bay and was allocated to NFL Europe...Member of the Barcelona Dragons of the World League in the spring of 1996...Was 191-of-319 passing for 2,382 yards, 14 TDs and 16 interceptions in 10 games and a QB rating of 76.9...Started all 10 games and ranked second in the league in yards passing, touchdowns, attempts, completions and completion percentage (59.9)...Totaled 28-of-48 passing for 420 yards and 4 TDs vs. Amsterdam Admirals to earn World League Player-of-the-Week honors...Returned to Tampa Bay for training camp and was waived by the Buccaneers at the end of training camp...Signed by Indianapolis to their practice squad on Nov. 27 and spent two weeks on the practice squad before being signed to the active roster on Dec. 12...Was the third QB behind starter Jim Harbaugh and backup Kerwin Bell...Was inactive third QB on Dec. 15 at Kansas City and on Dec. 22 at Cincinnati...In the AFC Wild Card Game was inactive as the third QB on Dec. 29 at Pittsburgh.

1995: Undrafted rookie out of Middle Tennessee State spent six weeks on the Tampa Bay practice squad...Signed by Tampa Bay on May 1...Waived by Tampa Bay at the end of training camp and signed with the Buccaneers practice squad on Aug. 29...Spent the first three weeks of the regular season on the practice squad before being waived on Sept. 19...Signed by Tampa Bay to the prac-

KELLY HOLCOMB CONTINUED...

tice squad on Oct. 4 and spent two weeks of his second stint on the practice squad before being waived on Oct. 17...Signed again by Tampa Bay to the practice squad on Dec. 19 for the final week of the regular season.

COLLEGE: Four-year starter at Middle Tennessee State...Saw action in 43 games, missing only game of career due to fractured jaw...Finished as school's all-time leader in completions (501), attempts (801) and passing yards (7,064)...Was 146-of-244 passing for 2,154 yards, 15 TDs and 9 interceptions passing as a senior to earn first team All-Ohio Valley Conference honors...Started all 11 games as a junior and posted 133-of-240 passing for 1,738 yards, 7 TDs and 6 interceptions...Suffered fractured jaw as sophomore and totaled 92-of-168 passing for 1,409 yards, 9 TDs and 6 interceptions...Started 11 games and two playoff contests as a freshman and totaled 130-of-209 passing for 1,763 yards and 5 TDs...Holds a degree in exercise science.

PERSONAL: Full name is Bryan Kelly Holcomb...Born in Fayetteville, Tenn...Attended Lincoln County High School...Lettered in football, basketball and baseball...Inducted into Tennessee Scholastic Collegiate Hall of Fame in 1994...Holcomb and his wife, Lorie, have two daughters, Kellyn (1/12/99), and Jalyn (6/20/01) and the couple are expecting their third child this summer...Active in the community by donating his time to various non-profit organizations including building a home for Habitat For Humanity, supporting the 'Hats Off to Our Heroes' program, visits to Rainbow's Babies and Children's Hospital and distributing turkeys to Cleveland residents during the holidays.

HOLCOMB'S SINGLE-GAME CAREER HIGHS

PASSING ATTEMPTS: 39 vs. Kansas City 9/8/02

COMPLETIONS: 27 vs. Kansas City 9/8/02

PASSING YARDS: 326 vs. Kansas City 9/8/02

PASSING TD'S: 3 vs. Kansas City 9/8/02

LONG PASS: 44t vs. Kansas City 9/8/02

INTERCEPTIONS: 3 vs. Cincinnati 11/9/97

HOLCOMB'S CAREER PASSING STATISTICS

YEAR	ATT.	COMP.	PCT.	YARDS	TD	%	INT.	%	LONG	SACK	YARDS	RATING
1996 (Ind.)	0	0	0	0	0	0	0	0	0	0	0	0
1997 (Ind.)	73	45	61.6	454	1	1.4	8	11.0	41	11	76	44.3
1998 (Ind.)	0	0	0	0	0	0	0	0	0	0	0	0
1999 (Ind.)	0	0	0	0	0	0	0	0	0	0	0	0
2000 (Ind.)	0	0	0	0	0	0	0	0	0	0	0	0
2001 (Cle.)	12	7	58.3	114	1	8.3	0	0	25	0	0	118.1
2002 (Cle.)	106	64	60.4	790	8	7.5	4	3.8	44t	5	40	92.9
CAREER	191	116	60.7	1,358	10	5.2	12	6.3	44T	16	116	73.6

HOLCOMB'S CAREER POSTSEASON PASSING STATISTICS

YEAR	ATT.	COMP.	PCT.	YARDS	TD	%	INT.	%	LONG	SACK	YARDS	RATING
2002 (Cle.)	43	26	60.5	429	3	7.0	1	2.3	83	1	5	107.6
CAREER	43	26	60.5	429	3	7.0	1	2.3	83	1	5	107.6

HOLCOMB'S CAREER RUSHING STATISTICS

YEAR	NO.	YARDS	AVG.	LONG	TD
1996 (Ind.)	0	0	0.0	0	0
1997 (Ind.)	5	5	1.0	3	0
1998 (Ind.)	0	0	0.0	0	0
1999 (Ind.)	0	0	0.0	0	0
2000 (Ind.)	0	0	0.0	0	0
2001 (Cle.)	1	0	0.0	0	0
2002 (Cle.)	8	9	1.2	7	0
CAREER	14	14	1.0	7	0

HOLCOMB'S 2002 GAME-BY-GAME PASSING

DATE	OPP.	ATT.	COMP.	YDS.	PCT.	TD	INT.	LG.	TKD.	RAT.	RESULT
9/8	K.C.	39	27	326	69.2	3	0	44t	1-7	120.2	L, 39-40
9/15	Cin.	30	17	198	56.7	2	0	31	1-8	99.0	W, 20-7
9/22	@ Ten.	DNP									
9/29	@ Pitt.	DNP									
10/6	Balt.	23	13	180	74.5	2	2	37t	0-0	74.5	L, 26-21
10/13	@ T.B.	Inactive (leg)									
10/20	Hou.	Inactive (leg)									
10/27	@ NYJ	Inactive (leg)									
11/3	Pitt.	DNP									
11/17	@ Cin.	DNP									
11/24	@ N.O.	DNP									
12/1	Car.	DNP									
12/8	@ Jack.	DNP									
12/15	Ind.	DNP									
12/22	@ Balt.	DNP									
12/29	Atl.	14	7	86	50.0	1	2	24	3-25	53.6	W, 24-16
TOTALS	4 GM	106	64	790	60.4	8	4	44T	5-40	92.9	

HOLCOMB'S 2002 POSTSEASON GAME-BY-GAME PASSING

DATE	OPP.	ATT.	COMP.	YDS.	PCT.	TD	INT.	LG.	TKD.	RAT.	RESULT
1/5	@ Pitt.	43	26	429	60.5	3	1	83	1-5	107.6	L, 33-36
TOTALS	1 GM	43	26	429	60.5	3	1	83	1-5	107.6	



WR FRAISMAN JACKSON 88

YEAR W/ BROWNS: **2ND**

BIRTHDATE: **JUNE 12, 1979**

YEAR IN NFL: **2ND**

ACQUIRED: **FA - '02**

HEIGHT: **6-3**

COLLEGE: **WESTERN ILLINOIS**

WEIGHT: **215**

GAMES PLAYED/STARTED: 2002 (7/0, 0/0).

CAREER GAMES: 7 games, 0 starts.

POSTSEASON GAMES: 0 games, 0 starts.

CAREER TRANSACTIONS: Signed as an undrafted rookie free agent by the Cleveland Browns on April 26, 2002.

SEASONAL REVIEWS

2002: Rookie wide receiver earned a roster spot during training camp and appeared in 7 games with 1 reception for 6 yards... Played on special teams with 3 kickoff returns for 58 yards (19.3 avg.), including a long of 26 yards and added 3 special teams tackles... Listed as inactive the first six games of the regular season... Made his NFL debut on special teams vs. Houston on Oct. 20 with 1 special teams tackle... Added 1 kickoff return for 18 yards at N.Y. Jets on Oct. 27 and 1 kickoff return for 14 yards vs. Pittsburgh on Nov. 3... Received his most extensive playing time at wide receiver at Cincinnati on Nov. 17 and recorded his first career reception for 6 yards and also attempted a pass on a reverse that fell incomplete... Also added 1 kickoff return for a career-long 26 yards and 1 special teams tackle vs. the Bengals... Played wide receiver and on special teams at New Orleans on Nov. 24, vs. Carolina on Dec. 1 and at Jacksonville on Dec. 8... Listed as inactive for the final three regular season games and AFC Wild Card Game.

FUN FACTS

- At Western Illinois converted from quarterback to wide receiver.
- Set school record with 14-catch, 286 yard performance vs. Indiana State.

FRISMAN JACKSON CONTINUED...

COLLEGE: Set a Western Illinois record with his 14-catch, 286-yard performance against Indiana State during the 2001 season...In 2001 had 55 receptions for 1,041 yards and 7 TDs...His 1,041 yards made him only the second player in school history to eclipse the 1,000-yard mark in a season...Had four games over 100 yards receiving and two games of over 200 yards...Prior to his 286-yard performance, he tallied a 266-yard outing earlier in the season...Also helped the team average 285.5 passing yards a game, which was the best in school history.

PERSONAL: Born June 12, 1979 in Chicago, Ill...Played high school football at Morgan Park H.S. in Chicago...Active in the Cleveland community by donating his time to various non-profit organizations including building a playground for the United Way's Hometown Huddle program, serving turkey dinner to Cleveland residents during the holidays and supporting the Toys For Tots holiday toy drive.

JACKSON'S RECEIVING SINGLE-GAME CAREER HIGHS

RECEPTIONS: 1 at Cincinnati 11/17/02

RECEIVING YARDS: 6 at Cincinnati 11/17/02

LONG RECEPTION: 6 at Cincinnati 11/17/02

KICKOFF RETURNS: 1 at N.Y. Jets 10/27/02; vs. Pittsburgh 11/3/02; at Cincinnati 11/17/02

KICKOFF RETURN YARDS: 26 at Cincinnati 11/17/02

LONGEST KICKOFF RETURN: 26 at Cincinnati 11/17/02

JACKSON'S CAREER RECEIVING STATISTICS

YEAR	REC.	YARDS	AVERAGE	LONG	TD
2002 (Cle.)	1	6	6.0	6	0
CAREER	1	6	6.0	6	0

JACKSON'S CAREER SPECIAL TEAMS STATISTICS

YEAR	PUNT RETURNS						PUNT RETURNS				ST TACKLES		
	RET.	FC	YDS.	AVG.	LONG	TD	RET.	FC	YDS.	AVG.		LONG	TD
2002 (Cle.)	0	0	0	0.0	0	0	3	0	58	19.3	26	0	3
CAREER	0	0	0	0.0	0	0	3	0	58	19.3	26	0	3

JACKSON'S CAREER PASSING STATISTICS

YEAR	ATT.	COMP.	PCT.	YARDS	TD	INT.	LONG	SACKS	YARDS	RATING
2002 (Cle.)	1	0	0.0	0	0	0	0	0	0	39.9
CAREER	1	0	0.0	0	0	0	0	0	0	39.9



RB JAMES JACKSON 29

YEAR W/ BROWNS: 3RD

BIRTHDATE: AUG. 4, 1976

YEAR IN NFL: 3RD

ACQUIRED: D (3) - '01

HEIGHT: 5-10

COLLEGE: MIAMI (FLA.)

WEIGHT: 215

GAMES PLAYED/STARTED: 2001 (11/10); 2002 (16/0, 1/0).

CAREER GAMES: 27 games, 10 starts.

POSTSEASON GAMES: 1 game, 0 starts.

CAREER TRANSACTIONS: Selected by the Cleveland Browns in the third round, 65th overall, in the 2001 NFL Draft.

CAREER HIGHLIGHTS: Established a career-high 124 yards rushing on 31 carries vs. Detroit on Sept. 23, 2001.

SEASONAL REVIEWS

2002: In his second year with the Browns was used primarily as a reserve running back and key

contributor on special teams...Appeared in all 16 regular season games and totaled 12 carries for 54 yards (4.5 avg.), including a long of 18 yards and added 3 receptions for 9 yards (3.0 avg.), including a long of 5 yards...Totaled 3 special teams tackles...Had a season-high 7 carries for 27 yards (3.9 avg.), including a season-high 18-yard rush at Cincinnati on Nov. 17 as he replaced backup RB Jamel White (shoulder) behind starting RB William Green...Added 13 yards with a reverse on a kickoff return vs. Pittsburgh on Nov. 3...Had 2 carries for 11 yards and 1 reception for 5 yards at New Orleans on Nov. 24...Also had 2 carries for 5 yards vs. Carolina on Dec. 1...Played on special teams in AFC Wild Card Game.

2001: In his rookie season, appeared in 11 games, including 10 starts, and posted 195 carries for 554 yards (2.8 avg.) with 2 rushing TDs and 7 receptions for 56 yards (8.0 avg.)...

During training camp, solidified his spot as the feature back in the Browns offense and led the Browns in rushing despite missing five games with an ankle injury, including the final three games of the season...Established career-highs with 31 carries for 124 yards (4.0 avg.) vs. Detroit on Sept. 23, marking the first 100-yard rushing performance by a Browns running back since Dec. 17, 1995 (Earnest Byner, 31 rushes for 121 yards vs. Cincinnati) and the highest rushing total by a Browns running back since Dec. 13, 1987 (Kevin Mack, 27 rushes for 133 yards vs. Cincinnati)...His 31 carries vs. Detroit tied RB Jim Brown's club mark for most rushing attempts by a rookie (31 rushes for 237 yards vs. Los Angeles Rams on Nov. 24, 1957)...Added a 68-yard performance on 26 carries vs. San Diego on Oct. 7 and his first career rushing TD on an 12-yard scamper...Recorded 77 yards on 24 carries vs. Baltimore on Oct. 21, including a 12-yard TD run and also a career-high 22-yard run in the Browns' 24-14 win over the Ravens...Had 71 yards rushing on 22 carries at Chicago on Nov. 4, including 59 rushing yards in the second half... Added 18 carries for 57 yards vs. Pittsburgh on Nov. 11...Did not play at Baltimore on Nov. 18 and vs. Tennessee on Dec. 2 due to an ankle injury...Started at running back vs. Jacksonville on Dec. 16 with 2 rushes for 6 yards and left the game in the 1st quarter with an ankle injury... Naggng ankle injury forced him to limited play in the second half of the season and was placed on Injured Reserve on Dec. 20.

COLLEGE: A classic blue-collar worker who was very effective using his powerful leg drive to move the chains for the Hurricanes...Arrived at Miami following a season at Fork Union Military Academy...Suffered through a rash of injuries as a redshirt freshman and was again hampered by injury woes during his junior campaign...Still managed to finish third on the school's all-time record list with 2,953 yards rushing, carrying the ball 541 times while scoring 29 TDs on the ground...Only Edgerrin James (2,960 yards, 1996-98) and Ottis Anderson (3,331 yards, 1975-78) gained more yards rushing in Miami annals...His 11 100-yard rushing performances rank behind Anderson (13) and James (14) on the school's career-record list...Caught 38 passes for 278 yards and 3 scores during his time with the Hurricanes...His 32 total TDs are surpassed only by James (35) and Stephen McGuire (35, 1989-92) in school history...As a senior, named All-Big East Conference second team selection...Started every game at tailback, leading the team with 201 carries for 1,006 yards (5.0 avg) and 11 TDs...Became only the fourth player in school history to rush for over 1,000 yards in a season, joining Edgerrin James (1,416 yards in 1998, 1,098 yards in 1997), Ottis Anderson (1,266 yards in 1978) and Danyell Ferguson (1,069 yards in 1995)...His 11 TDs rank seventh on the school's season-rushing list...Caught 9 passes for 56 yards (6.2 avg.) and 2 TDs...His 13 total TDs rank fourth on Miami's annual record charts, topped only by Eddie Dunn (14 TDs in 1938) and James (19 TDs in 1998, 14 TDs in 1997)...Ran for over 100 yards in four contests, the sixth-best season total in Miami history...As a junior, appeared in nine games, starting seven contests at tailback...Bothered most of the year with an assortment of injuries, but still managed to gain 782 yards with 7 TDs on 169 carries (4.6 avg.)...Gained 133 yards with a score on 13 receptions

FUN FACTS

- Played in the same backfield with Indianapolis' RB Edgerrin James at the University of Miami and Jacksonville's RB Fred Taylor at Glades Central (Belle Glade, Fla.) High School.
- Topped the 100-yard plateau in only his second NFL game with 124 yards rushing vs. Detroit on Sept. 23, 2001.

JAMES JACKSON CONTINUED...

(10.0 avg.)...Ran for over 100 yards in three games...As a sophomore, played in 10 games behind Edgerrin James at tailback...Carried 82 times for 545 yards (6.6 avg.) and 5 TDs...Caught 5 passes for 30 yards (6.0 avg.)...Appeared in nine games as a redshirt freshman...Set a school season-record for first-year players as he gained 595 yards with 6 TDs on 81 carries (7.3 avg.)...Added 52 yards on 10 receptions (5.2 avg.)...Appeared in two games in 1996 before the coaches decided to redshirt him, gaining 22 yards on 8 carries while also catching an 8-yard pass.

PERSONAL: Active member of the Cleveland community by donating his time to charitable events, including the Taste of the NFL to benefit the Cleveland Foodbank, the Make-A-Wish Foundation and building a playground for the United Way's Hometown Huddles...Member of the 1994 Orlando Sentinel Super 11 Squad as a senior, adding all-county honors at Glades Central (Belle Glade, Fla.) High School...Totaled over 1,100 yards on 100 carries with 16 TDs and made 20 catches for 434 yards in nine games as a senior (missed four games due to a shoulder injury)...Earned four letters in baseball, batting .355 for his career...Originally committed to Notre Dame, but spent the 1995 season at Fork Union Military Academy (Va.), rushing for 1,708 yards and 25 TDs...Liberal Arts major...Son of Shirley and Eddie Hicks...Born James Shurrate Jackson on Aug. 4, 1976...Resides in Belle Glade, Fla.

JACKSON'S SINGLE-GAME CAREER HIGHS

RUSHING ATTEMPTS: 31 vs. Detroit 9/23/01

RUSHING YARDS: 124 vs. Detroit 9/23/01

RUSHING TDS: 1 vs. San Diego 10/7/01; vs. Baltimore 10/21/01

LONG RUSH: 22 vs. Baltimore 10/21/01

RECEPTIONS: 2 vs. Baltimore 10/21/01; at New England 12/9/01

RECEIVING YARDS: 16 at Jacksonville 9/30/01

RECEIVING TDS: 0

LONG RECEPTION: 16 at Jacksonville 9/30/01

COMBINED YARDS FROM SCRIMMAGE: 124 vs. Detroit 9/23/01 (124 rush)

JACKSON'S CAREER OFFENSIVE STATISTICS

DATE	NO.	RUSHING					RECEIVING				
		YDS.	AVG.	LG.	TD	NO.	YDS.	AVG.	LG.	TD	
2001 (Cle.)	195	554	2.8	22	2	7	56	8.0	16	0	
2002 (Cle.)	12	54	4.5	18	0	3	9	3.0	5	0	
CAREER	207	608	2.9	22	2	10	65	6.5	16	0	

JACKSON'S POSTSEASON CAREER OFFENSIVE STATISTICS

DATE	NO.	RUSHING					RECEIVING				
		YDS.	AVG.	LG.	TD	NO.	YDS.	AVG.	LG.	TD	
2002 (Cle.)	0	0	0.0	0	0	0	0	0.0	0	0	
CAREER	0	0	0.0	0	0	0	0	0.0	0	0	

JACKSON'S 2002 OFFENSIVE STATISTICS


DATE	OPP.	NO.	RUSHING					RECEIVING				
			YDS.	AVG.	LG.	TD	NO.	YDS.	AVG.	LG.	TD	
9/8	K.C.	0	0	0.0	0	0	0	0	0.0	0	0	
9/15	Cin.	0	0	0.0	0	0	0	0	0.0	0	0	
9/22	@ Ten.	0	0	0.0	0	0	0	0	0.0	0	0	
9/29	@ Pitt.	0	0	0.0	0	0	0	0	0.0	0	0	
10/6	Balt.	0	0	0.0	0	0	0	0	0.0	0	0	
10/13	@ T.B.	0	0	0.0	0	0	0	0	0.0	0	0	
10/20	Hou.	0	0	0.0	0	0	1	2	2.0	2	0	
10/27	@ NYJ	0	0	0.0	0	0	1	3	3.0	3	0	
11/3	Pitt.	0	0	0.0	0	0	0	-1	-1.0	-1	0	
11/17	@ Cin.	7	27	3.9	18	0	0	0	0.0	0	0	
11/24	@ N.O.	2	11	5.5	8	0	1	5	5.0	5	0	
12/1	Car.	2	5	2.5	3	0	0	0	0.0	0	0	
12/8	@ Jack.	1	11	11.0	11	0	0	0	0.0	0	0	
12/15	Ind.	0	0	0.0	0	0	0	0	0.0	0	0	
12/22	@ Balt.	0	0	0.0	0	0	0	0	0.0	0	0	
12/29	Atl.	0	0	0.0	0	0	0	0	0.0	0	0	
TOTALS	16 GM	12	54	4.5	18	0	3	9	3.0	5	0	

JACKSON'S 2002 POSTSEASON OFFENSIVE STATISTICS

DATE	OPP	RUSHING					RECEIVING				
		NO.	YDS.	AVG.	LG.	TD	NO.	YDS.	AVG.	LG.	TD
1/5	@ Pitt.	0	0	0.0	0	0	0	0	0.0	0	0
TOTALS	1 GM	0	0	0.0	0	0	0	0	0.0	0	0

JACKSON'S 2001 OFFENSIVE STATISTICS

DATE	NO.	RUSHING					RECEIVING				
		YDS.	AVG.	LG.	TD	NO.	YDS.	AVG.	LG.	TD	
9/9 Sea.	14	37	2.6	6	0	0	0	0.0	0	0	
9/23 Det.	31	124	4.0	17	0	0	0	0.0	0	0	
9/30 @ Jac.	10	18	1.8	7	0	1	16	16.0	16	0	
10/7 S.D.	26	68	2.6	15	1	0	0	0.0	0	0	
10/14 @ Cin.	14	22	1.6	5	0	0	0	0.0	0	0	
10/21 Bal.	24	77	3.2	22	1	2	13	6.5	9	0	
11/4 @ Chi.	22	71	3.2	17	0	1	7	7.0	7	0	
11/11 Pit.	18	57	3.2	14	0	0	0	0.0	0	0	
11/18 @ Bal.	Did Not Play - Ankle										
11/25 Cin.	18	40	2.2	6	0	0	0	0.0	0	0	
12/2 Ten.	Did Not Play - Ankle										
12/9 @ N.E.	16	34	2.1	7	0	2	15	7.5	9	0	
12/16 Jac.	2	6	3.0	4	0	1	5	5.0	5	0	
12/23 @ G.B.	Reserve-Injured (left ankle)										
12/30 @ Ten.	Reserve-Injured (left ankle)										
1/6 @ Pit.	Reserve-Injured (left ankle)										
TOTALS	195	554	2.8	22	2	7	56	8.0	16	0	



DB MICHAEL JAMESON 22

YEAR W/ BROWNS: **3RD** BIRTHDATE: **JULY 14, 1979**
 YEAR IN NFL: **3RD** ACQUIRED: **D (6) - '01**
 HEIGHT: **5-11** COLLEGE: **TEXAS A&M**
 WEIGHT: **205**

GAMES PLAYED/STARTED: 2001 (0/0); 2002 (11/1, 1/0).

CAREER GAMES: 11 games, 1 start.

POSTSEASON GAMES: 1 game, 0 starts.

CAREER TRANSACTIONS: Selected by the Cleveland Browns in the sixth round, 165th overall, in the 2001 NFL Draft.

CAREER HIGHLIGHTS: Recorded a career-high 5 tackles vs. Pittsburgh on Nov. 3...Had his first interception at Baltimore on Dec. 22 on a Jeff Blake pass late in the 4th quarter to secure a 14-13 victory.

SEASONAL REVIEWS

2002: Spent the first five weeks on the practice squad before being signed to the active roster on Oct. 9 and played in 11 regular season games, including 1 starting assignment...Totaled 10 tackles, including 9 solo, 1 sack, 1 interception and 1 PBU at safety and also added 10 tackles on special teams...Made his NFL debut at Tampa Bay on Oct. 13 by playing safety in the nickel defensive package and also appearing on special

FUN FACTS

- Father, Michael, was a Sgt. First Class in the Army and throughout his childhood the family was stationed in Germany, New Jersey, Washington, D.C. and Texas.
- Played both corner and safety at Texas A&M and tied a school mark during his career with three interceptions returned for TDs.

MICHAEL JAMESON CONTINUED...

teams...Contributed 4 tackles, including 3 solo vs. Houston on Oct. 20 and also recorded his first career sack with a 3 yard loss on Texans QB David Carr...Played on special teams at N.Y. Jets on Oct. 27 with 1 tackle...Recorded a career-high 5 tackles and 1 PBU vs. Pittsburgh on Nov. 3 at safety in the nickel package and also had 1 special teams tackle...Made his first career start at safety at Cincinnati on Nov. 17 as the Browns defense opened in the dime package and recorded 1 solo tackle...Played safety in the nickel package and also on special teams with 1 tackle at New Orleans on Nov. 24...Added 1 special teams tackle vs. Carolina on Dec. 1, at Jacksonville on Dec. 8 and vs. Indianapolis on Dec. 15...Recorded his first career interception at Baltimore on Dec. 22 late in the 4th quarter on a pass from Ravens QB Jeff Blake to secure a Browns 14-13 road victory...In the regular season finale vs. Atlanta on Dec. 29 played on special teams with 1 tackle and also forced a fumble on the kickoff coverage unit...Played on special teams with 1 tackle in the AFC Wild Card Game at Pittsburgh on Jan. 5.

2001: Promising training camp performance ended in the third preseason contest at Washington as he suffered an ankle injury and was placed on Injured Reserve on Aug. 27.

COLLEGE: Began his career with the Aggies as a cornerback before shifting to strong safety as a junior...Moved to free safety in his final season...Also served as the rusher on the punt return coverage unit...Tied with Kevin Smith (1988-91) for the school career-record with 3 interception returns for TDs...Finished his career with 190 tackles, 131 solos, 7 interceptions and 19 PBU...Provided veteran leadership as the only senior starter in the secondary...Bothered most of the year by a nagging high ankle sprain suffered earlier in the season...Limited to nine games, but still led the defensive backfield with 64 tackles, 42 solos, including a stop behind the line of scrimmage...Recovered a fumble and had a quarterback pressure...Intercepted a pair of passes for 88 yards and 6 PBU...As a junior, named All-Big 12 Conference second team pick by Sports Page...Moved into the starting lineup at strong safety, ranking fourth on the team with 74 tackles, 58 solos, including 2 tackles for loss, 7 PBU and led the team with 5 interceptions for 151 yards in returns, including 3 TDs, breaking the old school season-record of 2 thefts returned for scores by Kevin Smith in 1990...His 3 returns for TDs also tied Smith's Aggie career-record (1988-91)...Caused 3 fumbles and blocked 2 kicks...As a sophomore, played in every game, backing up both cornerback positions...Recorded 38 tackles, 23 solos, with a 7-yard sack and 3 tackles for loss and 5 PBU...As a freshman, played in every game behind Jason Webster at weakside cornerback, recording 14 tackles, 8 solos, with 1 PBU and 1 fumble recovery.

PERSONAL: Earned all-state honors at Ellison (Killeen, Texas) High School...Recorded 126 tackles, with 3 interceptions and 12 PBU as a senior...Named team MVP that year...Also lettered in basketball and track...Agricultural development major...Has a daughter, Chadai (3/1/98)...Father, Michael, was a Sgt. First Class in the Army and retired in 2000...Throughout his childhood the family was stationed in Germany, New Jersey, Washington D.C. and Texas...Son of Pamela and Michael Jameson Sr...Born July 7, 1979...Active in the Cleveland community by donating his time to visits to the Cleveland Clinic Children's Hospital and Rainbow Babies and Children's Hospital.

JAMESON'S SINGLE-GAME CAREER HIGHS

TACKLES: 5 vs. Pittsburgh 11/3/02

SACKS: 1 vs. Houston 10/20/02

INTERCEPTIONS: 1 at Baltimore 12/22/02

INTERCEPTION RETURN YARDS: 0

PASSES BROKEN UP: 1 vs. Pittsburgh 11/3/02

JAMESON'S CAREER DEFENSIVE STATISTICS

YEAR	TACKLES			SACKS NO./YDS.	INT'S NO./YDS.	PBU	FUMBLES REC./FOR.	ST TACKLES
	TOTAL	SOLO	ASST.					
2001 (Cle.)	Reserve-Injured							
2002 (Cle.)	10	9	1	1/3	1/0	1	0/0	10
CAREER	10	9	1	1/3	1/0	1	0/0	10

MICHAEL JAMESON CONTINUED...

JAMESON'S CAREER POSTSEASON DEFENSIVE STATISTICS

YEAR	TACKLES			SACKS		INT'S	FUMBLES		ST
	TOTAL	SOLO	ASST.	NO./YDS.	NO./YDS.	PBU	REC./FOR.	TACKLES	
2002 (Cle.)	0	0	0	0/0	0/0	0	0/0	1	
CAREER	0	0	0	0/0	0/0	0	0/0	1	

JAMESON'S CAREER INTERCEPTIONS (2001-2002)

NO.	OPPONENT	DATE	SCORE	QUARTERBACK	RETURN YARDS
1	@ Baltimore	12/22/02	W 14-13	Jeff Blake	0



WR KEVIN JOHNSON 85

YEAR W/ BROWNS: 5TH

BIRTHDATE: JULY 15, 1976

YEAR IN NFL: 5TH

ACQUIRED: D (2A) - '99

HEIGHT: 5-11

COLLEGE: SYRACUSE

WEIGHT: 195

GAMES PLAYED/STARTED: 1999 (16/16); 2000 (16/16); 2001 (16/16); 2002 (16/15, 1/1).

CAREER GAMES: 64 games, 63 starts.

POSTSEASON GAMES: 1 game, 1 start.

CAREER TRANSACTIONS: Selected by the Cleveland Browns in the second round, 32nd overall, in the 1999 NFL Draft.

CAREER HIGHLIGHTS: Established a career high 84 receptions for 1,097 yards and 9 TDs in 2001...His 1,097 receiving yards in 2001 ranked 2nd in club history and 84 receptions ranked 3rd...Cleveland's leading receiver the last four consecutive years, 1999 (66-986-8), 2000 (57-669-0), 2001 (84-1,097-9) and 2002 (67-703-4)...Heading into the 2003 season, has a streak of at least one reception in 64 consecutive games...Set a Browns postseason record with 140 receiving yards in the AFC Wild Card Game at Pittsburgh on Jan. 5, 2003...Led all NFL rookie receivers in 1999 in receptions (66), receiving yards (986) and receiving TDs (8)...Established Browns rookie records for receptions and yards while ranking second in TDs...Connected with rookie QB Tim Couch for 8 TDs, 1 short of the NFL rookie duo record of 9 shared by three pairs...Recorded his first career touchdown at Tennessee on Sept. 19, 1999 with a 39-yard touchdown strike from Couch.

SEASONAL REVIEWS

2002: Led the team for the fourth consecutive year with 67 receptions and ranked 2nd on the club with 703 receiving yards and 4th with 4 TDs...Development of Johnson and the Browns receivers helped the Browns offense improve to 18th in the NFL in passing with 213.3 ypg (from 28th in 2001 with 175.1 ypg)...Added a career-high 9 receptions at Tennessee on Sept. 22 in the Browns 31-28 OT win...Had a season-high 96 yards receiving on 8 receptions vs. Kansas City on Sept. 8...Extended his consecutive reception streak to 64 games...Also threw his first career TD pass to WR Quincy Morgan on a reverse in the opener vs. Kansas City with a 33-yard TD strike...Set a franchise record for receiving yards in a post-season game with 140 yards on 4 receptions (35.0 avg.) in AFC Wild Card Playoff Game at Pittsburgh

FUN FACTS

- Ranks behind only Hall-of-Famer Ozzie Newsome (5) in franchise history with 4 seasons with 55+ receptions.
- Has a unique practice habit by catching balls during practice with one hand.
- Recruited by Syracuse as a quarterback and switched to wide receiver after he was barely beaten out by Donovan McNabb prior to sophomore season.
- In 1999 was named to the University of Syracuse All-Century Team as a kick returner.

KEVIN JOHNSON CONTINUED...

on Jan. 5...Added touchdown receptions vs. Cincinnati on Sept. 15, at New Orleans on Nov. 24, vs. Indianapolis on Dec. 15 and vs. Atlanta on Dec. 29...**Game 1 vs. Kansas City 9/8:** Played wide receiver and recorded 8 receptions for 96 yards (12.0 avg.), including a long of 25 yards...Did not get the start as the Browns opened in a two-TE formation and HB...In the 2nd quarter ran a reverse and threw a 33-yard TD pass to WR Quincy Morgan to give the Browns the 20-14 lead...Added a 22-yard reception on the Browns 2-play, 65-yard (0:48) drive, which ended in a WR Dennis Northcutt 43-yard TD...Added 2 receptions for 30 yards, including a key 25-yard grab to the Kansas City 31-yard line, on the Browns 7-play, 45-yard (2:47) drive which ended with a K Phil Dawson 41-yard FG and a late 39-37 lead...Was 5-57 receiving in the 2nd half...5 of his 8 receptions were for first downs...**Game 2 vs. Cincinnati 9/15:** Started at wide receiver and led the team with 4-50 (12.5 avg.) receiving and 1 TD...Had an 8-yard TD reception with 21 seconds remaining in the 2nd quarter to give the Browns a 17-0 halftime lead...Added a 15-yard reception on the opening drive, which resulted in a K Phil Dawson 52-yard FG...Had a key 23-yard reception in the 2nd quarter on the Browns 8-play, 67-yard (4:12) drive, which resulted in a WR Andre' Davis 15-yard TD reception...3 of his 4 receptions were for first downs...**Game 3 at Tennessee 9/22:** Started at wide receiver and was 9-90 (10.0 avg.) receiving, including a long of 28 yards...His 9 receptions were a career-high...Was 2-29 receiving on the Browns 11-play, 80-yard (2:31) drive which reduced the Titans lead to 28-21 with a key 21-yard reception on a 3rd and 7 play to the Cleveland 44-yard line and an 8-yard reception on a 2nd and 3 play to the Tennessee 41-yard line...On the game-tying 9-play, 42-yard (2:23) drive, had 2 receptions for 10 yards...6 of his 9 receptions were for 1st downs...**Game 4 at Pittsburgh 9/29:** Started at wide receiver and was 3-23 (7.7 avg.) receiving with a long of 8 yards...**Game 5 vs. Baltimore 10/6:** Started at wide receiver and was 4-36 (9.0 avg.) receiving with a long of 13 yards...**Game 6 at Tampa Bay 10/13:** Started at wide receiver and was 2-11 (5.5 avg.) receiving, including a long of 9 yards...**Game 7 vs. Houston 10/20:** Started at wide receiver and was 4-22 (5.5 avg.) receiving, including a long of 8 yards...**Game 8 at N.Y. Jets 10/27:** Started at wide receiver and was 5-73 (14.6 avg.) receiving, including a long of 26 yards...Was 3-36 receiving including 2 first downs on the Browns 11-play, 60-yard (4:41) drive which ended with TE Mark Campbell's 5-yard TD reception, as Johnson added a key 20-yard reception down to the N.Y. Jets 11-yard line on a 4th and 6 play...**Game 9 vs. Pittsburgh 11/3:** Started at wide receiver and was 2-7 (3.5 avg.) receiving...**Game 10 at Cincinnati 11/17:** Started at wide receiver and was 3-32 (10.7 avg.) receiving, including a long of 19 yards...In the 1st quarter was 2-26 receiving on the Browns 12-play, 80-yard (6:44) TD drive, including key 19-yard and 7-yard receptions both for first downs...**Game 11 at New Orleans 11/24:** Started at wide receiver and was 3-31 (10.3 avg.) receiving, including a 24-yard TD reception...In the 3rd quarter capped a 6-play, 79-yard (3:34) TD drive with a 24-yard TD reception from Couch to open the Browns lead to 21-12...Also attempted a pass in the 1st quarter that fell incomplete...**Game 12 vs. Carolina 12/1:** Started at wide receiver and led the club with 5-57 (11.4 avg.) receiving, including a long of 18 yards...**Game 13 at Jacksonville 12/8:** Started at wide receiver and was 2-29 receiving (14.5 avg.) including a long of 22 yards...**Game 14 vs. Indianapolis 12/15:** Started at wide receiver and was 5-70 (14.0 avg.) receiving, including a 30-yard TD reception...Capped a 4-play, 48-yard (1:54) drive in the 1st quarter with a 30-yard TD pass from Couch as the Browns opened a 13-0 lead...Added a 10-yard reception down to the Colts 23-yard line late in the 2nd quarter to set up a K Phil Dawson 29-yard FG as the Browns opened a 16-0 lead...3 of his 5 receptions were for 1st downs...His 30-yard TD reception was a season-long...**Game 15 at Baltimore 12/22:** Started at wide receiver and led the club with 5 receptions for 44 yards (8.8 avg.), including a long of 13 yards...On the opening drive of the game added 7-yard and 13-yard receptions both for first downs on the 15-play, 82-yard (7:31) drive which was capped by RB Jamel White's 3-yard TD run as the Browns opened an early 7-0 lead...Also late in the 4th quarter added a 12-yard reception down to the Baltimore 1-yard line and two plays later Couch connected with TE Mark Campbell for a 1-yard TD pass for the 14-13 victory...All 5 receptions were for first downs...**Game 16 vs. Atlanta 12/29:** Started at wide receiver and led the club with 3 receptions for 32 yards (10.7 avg.) and 1 TD...Had a clutch 4th quarter 15-yard TD reception from Holcomb to give the Browns a 17-16 lead...2 of his 3 receptions were for first downs...**AFC Wild Card Game at Pittsburgh 1/5:** Started at wide receiver and established a franchise record for receiving yards in a postseason game with 140 yards on 4 receptions (35.0 avg.), including a long of 83 yards...On the opening possession of the game connected with QB Kelly Holcomb

KEVIN JOHNSON CONTINUED...

for an 83-yard pass to the Pittsburgh 1-yard line and on the next play RB William Green busted through for a 1-yard TD run for an early 7-0 lead...The 83-yard completion was the longest play from scrimmage in postseason in franchise history...Added a 29-yard reception from Holcomb in the 2nd quarter on the Browns 10-play, 45-yard (4:24) drive which was capped by a K Phil Dawson 31-yard FG and a 17-7 lead...Was 3-126 receiving in the 1st half...Three of his four receptions were for first downs.

2001: Started all 16 games and established career-highs with 84 receptions, 1,097 yards and 9 TDs...9 TDs tied for 3rd in the AFC and T-5th in the NFL, 84 receptions ranked 8th in the AFC and 12th in the NFL and 1,097 receiving yards ranked 10th in the AFC and 18th in the NFL...The 84 receptions are the third-highest total in franchise history (Ozzie Newsome, 89 receptions in 1983 and 1984)...His 1,097 receiving yards ranks second in team history (Webster Slaughter, 1,236 receiving yards) and his 9 TDs rank seventh...Had a season-high 8 receptions on three occasions: 8 receptions for 153 yards and 1 TD at Cincinnati on Oct. 14; 8 receptions for 62 yards vs. Pittsburgh on Nov. 11 and 8 receptions for 95 yards at New England on Dec. 9...Had two 100-yard receiving games: 153 yards and 1 TD on 8 receptions at Cincinnati on Oct. 14 and 113 yards and 1 TD on 6 receptions vs. Cincinnati on Nov. 25 to bring his career total to five 100-yard receiving games...His 153 receiving yards at Cincinnati on Oct. 14 established a new personal career high...Added 5 receptions for 99 yards and 1 TD at Chicago on Nov. 4...Had a career-high four consecutive games with at least 1 TD reception (vs. San Diego on Oct. 7, at Cincinnati on Oct. 14, vs. Baltimore on Oct. 21 and at Chicago on Nov. 4)...Had TD receptions in 8 games: 1 vs. Detroit on Sept. 23; 1 vs. San Diego on Oct. 7; 1 at Cincinnati on Oct. 14; 1 vs. Baltimore on Oct. 21; 1 at Chicago on Nov. 4; 1 vs. Cincinnati on Nov. 25; 2 vs. Tennessee on Dec. 2 and 1 at Tennessee on Dec. 30...Also returned 14 punts for 117 yards (8.4 avg.).

2000: Started all 16 games at wide receiver and led the club for the second consecutive season with 57 receptions and 669 yards (11.7 avg.)...Established a season-high 8 receptions for 60 yards at Denver on Oct. 15...Had at least 1 reception in each game...Had a career-high 79 yard reception vs. Pittsburgh on Sept. 17 in a 23-20 win over the Steelers and finished the contest with 4 catches for 97 yards (24.2 avg.)...Recorded a season-high 102 yards receiving on 6 receptions vs. Cincinnati on Oct. 29...Also recorded his 100th career reception on a 14-yard pass from QB Spergon Wynn vs. Cincinnati on Oct. 29...Lined under center as QB for 4 plays vs. Philadelphia on Dec. 10 and was 1-of-3 passing for 23 yards and 1 interception, adding 6 receptions for 76 yards (12.7 avg.).

1999: First choice in the second round of the 1999 NFL Draft and made immediate impact in rookie season by leading the team with 66 receptions, 986 yards and 8 TDs...Started in all 16 games and clicked with rookie QB Tim Couch beginning Week 2 of the regular season...In first game with Couch starting at QB (Sept. 19 at Tennessee), recorded 4 receptions for 62 yards including his first career NFL touchdown reception on a 39-yard touchdown strike...Had at least 1 touchdown reception in three consecutive games, Weeks 2-4, which marked the first time in the 1990s an NFL rookie QB and WR recorded a TD in three consecutive games...39 of his 66 receptions were for first downs, while 36 receptions gained 10+; 17 receptions gained 20 yards+; 8 receptions gained 30 yards+ and 3 receptions gained 40 yards+...Recorded touchdown receptions at Tennessee on Sept. 19; at Baltimore on Sept. 26; vs. New England on Oct. 3; 2 at New Orleans on Oct. 31; at Pittsburgh on Nov. 14; vs. Tennessee on Nov. 28 and at San Diego on Dec. 5...Had at least 1 reception in all of 16 regular-season games, including seven games with 5 or more receptions...Had two games with 100 or more yards receiving: 131 yards (21.8 avg.) and 1 TD (64 yards) on 6 catches vs. New England on Oct. 3 and 135 yards on 7 catches at Cincinnati on Dec. 12...His 131 yards receiving vs. New England on Oct. 3 marked the fourth-highest total by a Browns rookie (Derrick Alexander holds the top two marks, 171 yards vs. New York Giants on Dec. 4, 1994 and 136 yards vs. Arizona Cardinals on Sept. 18, 1994; Webster Slaughter has the third mark with 134 yards vs. Pittsburgh on Nov. 23, 1986)...Added a 64-yard TD reception from QB Tim Couch on Oct. 3 vs. New England and the touchdown from Couch marked the first points in the regular season by the Browns at Cleveland Browns Stadium...Made a 56-yard touchdown reception from Couch on a 'Hail Mary' on the final play of the game for a 21-16 win over New Orleans on Oct. 31 and his 2 TDs tied a Browns rookie reception mark for most single-game receiving TDs by a rookie in club history (Brian

KEVIN JOHNSON CONTINUED...

Brennan on Nov. 25, 1984 vs. Houston; Harry Holt on Dec. 18, 1983 vs. Pittsburgh; Paul Warfield on Nov. 22, 1964 vs. Green Bay).

COLLEGE: Originally began his Syracuse career as a quarterback...Ranks third in Big East Conference history with 1,437 kickoff return yards...His 4 kickoff returns for touchdowns set a conference career record...During college career, totaled 98 receptions for 1,584 yards (16.2 avg.) and 13 TDs...Collegiate career totals also included 50 kickoff returns for 1,437 yards (28.7 avg.) and 4 TDs; 24 punt returns for 256 yards (10.7 avg.) and 1 TD...Ranks sixth in Syracuse annals with 98 catches and fifth with 13 touchdowns receiving...Gained 3,422 all-purpose yards during his career, the fifth-best total in Syracuse annals...Senior year, All-America first team selection as a return specialist by The Sports Network and the American Football Coaches Association, becoming the 50th Orangeman to garner national first team honors...All-Big East Conference first team choice and named Special Teams Player of the Year...Ranked third in the nation with 23 kickoff returns for 690 yards (30.0 avg.) and 2 TDs...His 30.0-yard average broke the old school season record of 27.5 yards per kickoff return by Jim Turner in 1996...Led the team and ranked 10th in the nation with 1,834 all-purpose yards (166.7 yards per game)...His 1,894 yards are topped only by Floyd Little's 1,990 (1965) on the school's season record list...Led the Orangemen with a career-high 60 catches for 894 yards (14.9 avg.) and 9 TDs...His 60 receptions broke the old school season record of 56 by Shelby Hill in 1993 and Marvin Harrison in 1995...His 894 yards rank sixth on Syracuse's annual record list while his 9 scoring grabs places him third among Orange receivers...Added 105 yards and 3 scores on 8 carries (13.1 avg.) and 145 yards on 18 punt returns (8.1 avg.)...Paced the squad with 14 total TDs, the fifth-best season total in Syracuse history...Against Miami, returned a kickoff 100 yards (tied school record) for a touchdown and had an 11-yard scoring grab...Junior year, named second team All-Big East Conference pick as a kickoff returner...Led the conference with 14 kickoff returns for 514 yards (36.7 avg.) and 2 TDs...Caught 32 passes for 612 yards (19.1 avg.) and 3 TDs...Averaged 94.8 all-purpose yards per game...In the Kickoff Classic vs. Wisconsin, got the season off to a rousing start as he returned the opening kickoff 89 yards for a touchdown...Sophomore season, saw increased playing time as the season progressed...Caught 6 passes for 78 yards (13.0 avg.) and 1 TD...Returned 11 kickoffs for 202 yards (18.4 avg.) and 4 punts for 99 yards (24.8 avg.), including 1 score...Served freshman year as a back-up quarterback and also saw action at wide receiver and on special teams...Gained 14 yards on 2 carries (7.0 avg.) and 31 yards on a pair of kickoff returns (15.5 avg.).

PERSONAL: Charitable endeavors include visiting children at the Cleveland Clinic Foundations Children's Hospital and participating with the Fellowship of Christian Athletes...Hosts his own radio show, 'The Kevin Johnson Show' on Browns flagship WTAM 1100 AM...Actively involved in the community and works closely with children through organizations such as the United Way's Hometown Huddle program and the Boys and Girls Clubs...In 1999, was named to the University of Syracuse All-Century Team...Super Prep first team All-America and Northeastern Offensive Player of the Year, adding Prep Football Report all-region and all-state honors at Hamilton West (N.J.) High School...Rated the top quarterback in the East and 12th in the nation by Super Prep...Threw for 1,694 yards and 13 TDs and also rushed for 531 yards and 6 TDs as a senior...History major at Syracuse...Son of Flora Johnson...Born Kevin L. Johnson on July 15, 1976 in Trenton, N.J...Resides in Hamilton Township, N.J...Johnson and his fiancée, Shaniece have two sons, Kevin Johnson Jr. (7/27/99) and Keyshawn (11/4/01).

JOHNSON'S RECEIVING SINGLE-GAME CAREER HIGHS

- RECEPTIONS:** 9 at Tennessee 9/22/02
RECEIVING YARDS: 153 at Cincinnati 10/14/01
RECEIVING TD'S: 2 at New Orleans 10/31/99; vs. Tennessee 12/2/01
LONG RECEPTION: 79 vs. Pittsburgh 9/17/00
PUNT RETURNS: 4 vs. Cincinnati 10/10/99; vs. San Diego 10/7/01
PUNT RETURN YARDS: 43 vs. Cincinnati 10/10/99
LONGEST PUNT RETURN: 24 at Tennessee 12/30/01
KICKOFF RETURNS: 1 at New Orleans 10/31/99
KICKOFF RETURN YARDS: 25 at New Orleans 10/31/99

KEVIN JOHNSON CONTINUED...

LONGEST KICKOFF RETURN: 25 at New Orleans 10/31/99

PASSING ATTEMPTS: 3 vs. Philadelphia 12/10/00

COMPLETIONS: 1 vs. Philadelphia 12/10/00; vs. Kansas City 9/8/02

PASSING YARDS: 33 vs. Kansas City 9/8/02

LONG PASS: 33t vs. Kansas City 9/8/02

TOUCHDOWNS: 1 vs. Kansas City 9/8/02

INTERCEPTIONS: 1 vs. Philadelphia 12/10/00

JOHNSON'S CAREER RECEIVING STATISTICS

YEAR	REC.	YARDS	AVERAGE	LONG	TD
1999 (Cle.)	66	986	14.9	64t	8
2000 (Cle.)	57	669	11.7	79	0
2001 (Cle.)	84	1,097	13.0	55t	9
2002 (Cle.)	67	703	10.5	30t	4
CAREER	274	3,455	12.6	79	21

JOHNSON'S CAREER POSTSEASON RECEIVING STATISTICS

YEAR	REC.	YARDS	AVERAGE	LONG	TD
2002 (Cle.)	4	140	35.0	83	0
CAREER	4	140	35.0	83	0

JOHNSON'S CAREER SPECIAL TEAMS STATISTICS

YEAR	PUNT RETURNS						KICKOFF RETURNS						ST TACKLES
	RET.	FC	YDS.	AVG.	LONG	TD	RET.	FC	YDS.	AVG.	LONG	TD	
1999 (Cle.)	19	10	128	6.7	15	0	1	-	25	25.0	25	0	0
2000 (Cle.)	0	0	0	0	0	0	0	-	0	0.0	0	0	0
2001 (Cle.)	14	6	117	8.4	24	0	0	-	0	0.0	0	0	0
2002 (Cle.)	0	0	0	0.0	0	0	0	-	0	0.0	0	0	0
CAREER	33	16	245	7.4	24	0	1	-	25	25.0	25	0	0

JOHNSON'S CAREER PASSING STATISTICS

YEAR	ATT.	COMP.	PCT.	YARDS	TD	INT.	LONG	SACKS	YARDS	RATING
1999 (Cle.)	1	0	0.0	0	0	0	0	-	-	-
2000 (Cle.)	*3	1	33.3	23	0	1	23	0	0	22.2
2001 (Cle.)	0	0	0.0	0	0	0	0	0	0	-
2002 (Cle.)	2	1	50.0	33	1	0	33t	0	0	135.4
CAREER	6	2	33.3	56	1	1	33T	0	0	68.8

*lined up under center as QB

JOHNSON'S CAREER 100-YARD RECEIVING GAMES (5)

153 at Cincinnati 10/14/01 (8-153-1)

135 at Cincinnati 12/12/99 (7-135-0)

131 vs. New England 10/3/99 (6-131-1)

113 vs. Cincinnati 11/25/01 (6-113-1)

102 vs. Cincinnati 10/29/00 (6-102-0)

JOHNSON'S 2002 OFFENSIVE STATISTICS

DATE	OPP.	RECEIVING						RUSHING					
		NO.	YDS.	AVG.	LG.	TD	NO.	YDS.	AVG.	LG.	TD		
9/8	K.C.	8	96	12.8	25	0	0	0	0.0	0	0		
9/15	Cin.	4	50	12.5	23	1	0	0	0.0	0	0		
9/22	at Ten.	9	90	10.0	28	0	0	0	0.0	0	0		
9/29	at Pitt.	3	23	7.7	8	0	0	0	0.0	0	0		
10/6	Balt.	4	36	9.0	13	0	0	0	0.0	0	0		
10/13	at T.B.	2	11	5.5	9	0	0	0	0.0	0	0		
10/20	Hou.	4	22	5.5	8	0	0	0	0.0	0	0		
10/27	at NYJ	5	73	14.6	26	0	0	0	0.0	0	0		
11/3	Pitt.	2	7	3.5	4	0	0	0	0.0	0	0		
11/17	at Cin.	3	32	10.7	19	0	0	0	0.0	0	0		
11/24	at N.O.	3	31	10.3	24t	1	0	0	0.0	0	0		
12/1	Car.	5	57	11.4	18	0	0	0	0.0	0	0		
12/8	at Jack.	2	29	14.5	22	0	0	0	0.0	0	0		
12/15	Ind.	5	70	14.0	30t	1	0	0	0.0	0	0		
12/22	at Balt.	5	44	8.8	13	0	0	0	0.0	0	0		
12/29	Atl.	3	32	10.7	15t	1	0	0	0.0	0	0		
TOTALS	16 GM	67	703	10.5	30T	4	0	0	0.0	0	0		

KEVIN JOHNSON CONTINUED...

JOHNSON'S 2002 POSTSEASON OFFENSIVE STATISTICS

DATE	OPP.	RECEIVING					RUSHING				
		NO.	YDS.	AVG.	LG.	TD	NO.	YDS.	AVG.	LG.	TD
1/5	at Pitt.	4	140	35.0	83	0	0	0	0.0	0	0
TOTALS	1 GM	4	140	35.0	83	0	0	0	0.0	0	0

JOHNSON'S 2001 OFFENSIVE STATISTICS

DATE	OPP.	RECEIVING					PUNT RETURNS				
		NO.	YDS.	AVG.	LG.	TD	NO.	YDS.	AVG.	LG.	FC
9/9	vs. Sea.	4	51	12.8	28	0	0	0	0.0	0	0
9/23	vs. Det.	4	26	6.5	9	1	2	15	7.5	11	2
9/30	at Jac.	6	80	13.3	23	0	2	24	12.0	17	1
10/7	vs. S.D.	3	38	12.7	19t	1	4	25	6.3	15	1
10/14	at Cin.	8	153	19.1	38	1	1	4	4.0	4	0
10/21	vs. Bal.	3	47	15.7	28t	1	0	0	0.0	0	0
11/4	at Chi.	5	99	19.8	55t	1	0	0	0.0	0	0
11/11	vs. Pit.	8	62	7.8	12	0	0	0	0.0	0	0
11/18	at Bal.	3	54	18.0	22	0	0	0	0.0	0	0
11/25	vs. Cin.	6	113	18.8	47	1	0	0	0.0	0	0
12/2	vs. Ten.	4	41	10.3	20	2	0	0	0.0	0	0
12/9	at N.E.	8	95	11.9	22	0	0	0	0.0	0	0
12/16	vs. Jac.	3	34	11.3	21	0	0	0	0.0	0	0
12/23	at G.B.	7	54	7.7	17	0	1	11	11.0	11	1
12/30	at Ten.	6	70	11.7	23	1	2	22	11.0	24	0
1/6	at Pit.	6	80	13.3	18	0	2	16	8.0	12	1
TOTALS		84	1097	13.1	55T	9	14	117	8.4	24	6

JOHNSON'S 2000 OFFENSIVE STATISTICS

DATE	OPP.	RECEIVING					PUNT RETURNS				
		NO.	YDS.	AVG.	LG.	TD	NO.	YDS.	AVG.	LG.	FC
9/3	vs. Jac.	3	32	10.7	17	0	0	0	0.0	0	0
9/10	at Cin.	5	59	11.8	18	0	0	0	0.0	0	0
9/17	vs. Pit.	4	97	24.2	79	0	0	0	0.0	0	0
9/24	at Oak.	3	19	6.3	11	0	0	0	0.0	0	0
10/1	vs. Bal.	2	11	5.5	7	0	0	0	0.0	0	0
10/8	at Ari.	1	4	4.0	4	0	0	0	0.0	0	0
10/15	at Den.	8	60	7.5	15	0	0	0	0.0	0	0
10/22	at Pit.	2	5	2.5	3	0	0	0	0.0	0	0
10/29	Cin.	6	102	17.0	32	0	0	0	0.0	0	0
11/5	N.Y.G.	5	76	15.2	23	0	0	0	0.0	0	0
11/12	N.E.	3	23	7.7	9	0	0	0	0.0	0	0
11/19	at Ten.	2	9	4.5	6	0	0	0	0.0	0	0
11/26	at Bal.	4	85	21.3	67	0	0	0	0.0	0	0
12/3	at Jac.	1	8	8.0	8	0	0	0	0.0	0	0
12/10	Phi.	6	76	12.7	31	0	0	0	0.0	0	0
12/17	Ten.	2	3	1.5	2	0	0	0	0.0	0	0
TOTALS		57	669	11.7	79	0	0	0	0.0	0	0

JOHNSON'S 1999 OFFENSIVE STATISTICS

DATE	OPP.	RECEIVING					PUNT RETURNS				
		NO.	YDS.	AVG.	LG.	TD	NO.	YDS.	AVG.	LG.	FC
9/12	vs. Pit	2	13	6.5	7	0	-	-	-	-	1
9/19	at Ten	4	62	15.5	39t	1	1	3	3.0	3	0
9/26	at Bal	2	18	9.0	11t	1	2	21	10.5	13	1
10/3	vs. N.E.	6	131	21.8	64t	1	3	12	4.0	11	1
10/10	vs. Cin.	5	73	14.6	24	0	4	43	10.8	15	0
10/17	at Jac.	3	38	12.7	19	0	3	18	6.0	8	0
10/24	at St.L.	3	35	11.7	15	0	-	-	-	-	-
10/31	at N.O.	4	96	24.0	56t	2	-	-	-	-	-
11/7	vs. Bal.	3	43	14.3	35	0	-	-	-	-	-
11/14	at Pit.	5	73	14.6	35t	1	1	5	5.0	5	1
11/21	vs. Car.	5	55	11.0	23	0	-	-	-	-	2
11/28	vs. Ten.	6	90	15.0	26	1	2	9	4.5	5	1
12/5	at S.D.	5	41	8.2	19t	1	1	7	7.0	7	1
12/12	at Cin.	7	135	19.3	44	0	0	0	0	0	1
12/19	vs. Jac.	4	54	13.5	31	0	1	4	4.0	4	0
12/26	vs. Ind.	2	29	14.5	25	0	1	6	6.0	6	1
TOTALS		66	986	14.9	64T	8	19	128	6.7	15	10

PLAYERS
VETERANS





LB MICHAEL JOSIAH 57

YEAR W/ BROWNS: **2ND** BIRTHDATE: **AUG. 13, 1979**
 YEAR IN NFL: **2ND** ACQUIRED: **FA - '02**
 HEIGHT: **6-4** COLLEGE: **LOUISVILLE**
 WEIGHT: **245**
GAMES PLAYED/STARTED: 2002 (0/0).
CAREER GAMES: 0 games, 0 starts.

CAREER TRANSACTIONS: Signed as an undrafted rookie free agent by the Cleveland Browns on April 26, 2002.

SEASONAL REVIEWS

2002: Rookie defensive end was placed on Injured Reserve on Aug. 27 with a shoulder injury... During the offseason made the transition from defensive end to linebacker.

COLLEGE: Holds school record for career sacks (31) and tackles for loss (43)...Was first team All-Conference in 2000 after leading the conference in sacks with 13...Recorded 24 sacks over his last two seasons at Louisville...In 2000, he tied a school single-game record by recording 4 sacks against Grambling...Recorded 7 sacks as a sophomore...Tied for third in Conference USA with 7 sacks during his freshman season...Was a second team freshman All-America selection in 1999.

PERSONAL: Was a two-year letter winner at Hoover (Ala.) High School...Only played two years of prep football before attending Louisville...Registered 10 sacks during his senior season at Hoover...He and his family spent six years in Kenya, and he was a member of Kenya's under-18 national rugby team which finished second in the African Championships...Born Aug. 13, 1979 in Wilsonville, Ala...Has a son, Michael (1/9/02) and twin girls, Maychaela and Brayne (4/27/03).



WR ANDRE KING 84

YEAR W/ BROWNS: **3RD** BIRTHDATE: **NOV. 26, 1973**
 YEAR IN NFL: **3RD** ACQUIRED: **D (7B) - '01**
 HEIGHT: **5-11** COLLEGE: **MIAMI (FLA.)**
 WEIGHT: **195**
GAMES PLAYED/STARTED: 2001 (7/0); 2002 (11/1, 1/0).
CAREER GAMES: 18 games, 1 start.
POSTSEASON GAMES: 1 game, 0 starts.

CAREER TRANSACTIONS: Selected by the Cleveland Browns in the seventh round, 245th overall, in the 2001 NFL Draft.

CAREER HIGHLIGHTS: Made his first career start vs. Pittsburgh on Nov. 3, 2002...Had a career-high 4 receptions vs. Jacksonville on Dec. 16, 2001.

SEASONAL REVIEWS

2002: Appeared in 11 games, including 1 start and totaled 5 receptions for 41 yards (8.2 avg.) and added 8 kickoff returns for 155 yards (19.4 avg.)...In the opener vs. Kansas City on Sept. 8 added 2

ANDRE KING CONTINUED...

receptions for 8 yards and 4 kickoff returns for 80 yards... Played wide receiver and on special teams with 1 kickoff return for 27 yards vs. Cincinnati on Sept. 15... Played on special teams at Tennessee on Sept. 22 and added 1 kickoff return for 18 yards vs. Baltimore on Oct. 6... Inactive at Tampa Bay on Oct. 13 and vs. Houston on Oct. 20 due to a toe injury... Returned to action at N.Y. Jets on Oct. 27 with 1 special teams tackle... Made his first career start vs. Pittsburgh on Nov. 3 as the Browns opened in a three wide receiver set and also had 1 punt return for 15 yards... Played on special teams at Cincinnati on Nov. 17... Inactive the next two weeks... Returned to play wide receiver and on special teams at Jacksonville on Dec. 8... Had 1 reception for 13 yards vs. Indianapolis on Dec. 15... Added 2 receptions for 20 yards on the Browns 4th quarter game-winning drive in a 14-13 win at Baltimore on Dec. 22... In the regular season finale played on special teams with 1 kickoff return for 17 yards vs. Atlanta on Dec. 29... In the AFC Wild Card Game at Pittsburgh on Jan. 5 had 1 reception for 16 yards and added 1 special teams tackle.

2001: In his rookie season, appeared in seven regular-season games and made an impact late in the season with 11 catches for 149 yards (13.5 avg.)... Also handled kickoff return duties with 14 returns for 279 yards (19.9 avg.)... Made his NFL debut vs. Seattle on Sept. 9 by playing special teams and was inactive for the next nine regular-season games... Returned to action vs. Tennessee on Dec. 2 and played on special teams... Had a career-high 4 receptions for 35 yards vs. Jacksonville on Dec. 16 by assuming the third WR duties in passing situations... Added 3 receptions for 43 yards at Green Bay on Dec. 23 and 3 kickoff returns for a career-high 64 yards... Had a career-high 61 yards receiving on 3 receptions at Tennessee on Dec. 30, including a long of 48 yards.

COLLEGE: Originally signed with the University of Michigan in 1993, but was then selected in the second round by the Atlanta Braves baseball organization... Played at four different levels in the minor league system for Atlanta, Cincinnati and Tampa Bay before quitting baseball to return to football... Valuable slot receiver as a "coach on the field" for his knowledge of the game and maturity... Played in 41 games for the Hurricanes, earning four starting assignments... Finished his career with 64 receptions for 834 yards (13.0 avg.) and 3 TDs... As a senior, a recipient of the Dale Melching Leadership Award, given annually to the Hurricane player that is voted the team's top leader by the coaching staff... Played in ten games, starting vs. McNeese State and Syracuse when Miami opened with a three-receiver formation... Finished with 11 catches for 151 yards (13.7 avg.) and 1 TD... As a junior, Academic All-Big East Conference selection... Caught 20 passes for 220 yards (11.0 avg.) and 1 TD and added 154 yards on 9 kickoff returns (17.1 avg.)... As a sophomore, played in every game, starting the final two contests vs. Syracuse and UCLA at split end for an injured Reggie Wayne... Caught a career-high 28 passes for 397 yards (14.2 avg.) and 1 TD... In a game vs. Rutgers with both receiver (King) and quarterback (Kenny Kelly) playing together two years earlier as members of the Tampa Bay Devil Rays minor league organization, it was only fitting that King's first touchdown (30 yards) would come on a pass from Kelly, finishing the day with 4 catches for 60 yards and 1 solo tackle... As a freshman, appeared in eight games as a reserve split end, catching 5 passes for 66 yards (13.2 avg.).

PERSONAL: All-state and all-county selection as a split end at Stranahan (Ft. Lauderdale, Fla.) High School... Caught 25 passes for 700 yards and 4 TDs as a senior... Also lettered in baseball, batting .492 with 7 home runs and 30 stolen bases his senior season... Signed a National Letter of Intent with Michigan out of high school before opting to pursue Major League Baseball career... Selected in the second round of the 1993 Major League Baseball amateur draft by the Atlanta Braves... Played with four different minor league clubs over five seasons, including teams in the Atlanta, Cincinnati and Tampa Bay organizations... Business management major... Married Jessica Vogel on

FUN FACTS

- Signed a National Letter of Intent with Michigan out of high school before opting to pursue Major League Baseball career.
- Selected in the second round of the 1993 Major League Baseball amateur draft by the Atlanta Braves and played with four different minor league clubs over five seasons, including teams in the Atlanta, Cincinnati and Tampa Bay organizations.

ANDRE KING CONTINUED...

Nov. 29, 1997...The couple has one daughter, Alanna, 3...Son of Rudolph and Cynthia King...Born Andre Omar King on Nov. 26, 1973...Resides in Ft. Lauderdale, Fla...Active in Cleveland community by donating his time to various non-profit organizations including building a home for Habitat For Humanity, visiting the Cleveland Clinic Children's Hospital and distributing turkeys to Cleveland residents during the holiday season.

KING'S RECEIVING SINGLE-GAME CAREER HIGHS

RECEPTIONS: 4 vs. Jacksonville 12/16/01

RECEIVING YARDS: 61 at Tennessee 12/30/01

RECEIVING TD'S: 0

LONG RECEPTION: 48 at Tennessee 12/30/01

PUNT RETURNS: 1 vs. Pittsburgh 11/3/02

PUNT RETURN YARDS: 15 vs. Pittsburgh 11/3/02

LONGEST PUNT RETURN: 15 vs. Pittsburgh 11/3/02

KICKOFF RETURNS: 4 vs. Kansas City 9/8/02

KICKOFF RETURN YARDS: 80 vs. Kansas City 9/8/02

LONGEST KICKOFF RETURN: 27 vs. Tennessee 12/2/01; vs. Cincinnati 9/15/02

KING'S CAREER RECEIVING STATISTICS

YEAR	REC.	YARDS	AVERAGE	LONG	TD
2001 (Cle.)	11	149	13.5	48	0
2002 (Cle.)	5	41	8.2	13	0
CAREER	16	190	11.9	48	0

KING'S CAREER SPECIAL TEAMS STATISTICS

YEAR	PUNT RETURNS						KICKOFF RETURNS						ST
	RET.	FC	YDS.	AVG.	LG.	TD	RET.	FC	YDS.	AVG.	LG.	TD	TACKLES
2001 (Cle.)	0	-	0	0.0	0	0	14	-	279	19.9	27	0	2
2002 (Cle.)	1	-	15	15.0	15	0	8	-	155	19.4	27	0	2
CAREER	1	-	15	15.0	15	0	22	-	434	19.7	27	0	4

KING'S 2002 OFFENSIVE STATISTICS

DATE	OPP.	RECEIVING					RUSHING				
		NO.	YDS.	AVG.	LG.	TD	NO.	YDS.	AVG.	LG.	TD
9/8	K.C.	2	8	4.0	5	0	0	0	0.0	0	0
9/15	Cin.	0	0	0.0	0	0	0	0	0.0	0	0
9/22	@ Ten.	0	0	0.0	0	0	0	0	0.0	0	0
9/29	@ Pitt.	Inactive									
10/6	Balt.	0	0	0.0	0	0	0	0	0.0	0	0
10/13	@ T.B.	Inactive (toe)									
10/20	Hou.	Inactive (toe)									
10/27	@ NYJ	0	0	0.0	0	0	0	0	0.0	0	0
11/3	Pitt.	0	0	0.0	0	0	0	0	0.0	0	0
11/17	@ Cin.	0	0	0.0	0	0	0	0	0.0	0	0
11/24	@ N.O.	Inactive									
12/1	Car.	Inactive									
12/8	@ Jack.	0	0	0.0	0	0	0	0	0.0	0	0
12/15	Ind.	1	13	13.0	13	0	0	0	0.0	0	0
12/22	@ Balt.	2	20	10.0	11	0	0	0	0.0	0	0
12/29	Atl.	0	0	0.0	0	0	0	0	0.0	0	0
TOTALS	11 GM	5	41	8.2	13	0	0	0	0.0	0	0

KING'S 2002 POSTSEASON OFFENSIVE STATISTICS

DATE	OPP.	RECEIVING					RUSHING				
		NO.	YDS.	AVG.	LG.	TD	NO.	YDS.	AVG.	LG.	TD
1/5	@ Pitt.	1	16	16.0	16	0	0	0	0.0	0	0
TOTALS	1 GM	1	16	16.0	16	0	0	0	0.0	0	0

ANDRE KING CONTINUED...

KING'S 2002 SPECIAL TEAMS STATISTICS

DATE	OPP.	KICKOFF RETURNS					PUNT RETURNS				
		NO.	YDS.	AVG.	LG.	TD	NO.	YDS.	AVG.	LG.	TD
9/8	K.C.	4	80	20.0	24	0	0	0	0.0	0	0
9/15	Cin.	1	27	27.0	27	0	0	0	0.0	0	0
9/22	@ Ten.	0	0	0.0	0	0	0	0	0.0	0	0
9/29	@ Pitt.	Inactive									
10/6	Balt.	1	18	18.0	18	0	0	0	0.0	0	0
10/13	@ T.B.	Inactive (toe)									
10/20	Hou.	Inactive (toe)									
10/27	@ NYJ	0	0	0.0	0	0	0	0	0.0	0	0
11/3	Pitt.	0	0	0.0	0	0	1	15	15.0	15	0
11/17	@ Cin.	0	0	0.0	0	0	0	0	0.0	0	0
11/24	@ N.O.	Inactive									
12/1	Car.	Inactive									
12/8	@ Jack.	0	0	0.0	0	0	0	0	0.0	0	0
12/15	Ind.	0	0	0.0	0	0	0	0	0.0	0	0
12/22	@ Balt.	1	13	13.0	13	0	0	0	0.0	0	0
12/29	Atl.	1	17	17.0	17	0	0	0	0.0	0	0
TOTALS	11 GM	8	155	19.4	27	0	1	15	15.0	15	0

KING'S 2002 POSTSEASON SPECIAL TEAMS STATISTICS

DATE	OPP.	KICKOFF RETURNS					PUNT RETURNS				
		NO.	YDS.	AVG.	LG.	TD	NO.	YDS.	AVG.	LG.	TD
1/5	@ Pitt.	0	0	0.0	0	0	0	0	0.0	0	0
TOTALS	1 GM	0	0	0.0	0	0	0	0	0.0	0	0



DL KENARD LANG 96

YEAR W/ BROWNS: 2ND

YEAR IN NFL: 7TH

HEIGHT: 6-3

WEIGHT: 280

BIRTHDATE: JAN. 31, 1975

ACQUIRED: UFA (WAS.) - '02

COLLEGE: MIAMI (FLA.)

GAMES PLAYED/STARTED: 1997 (12/11); 1998 (16/16); 1999 (16/9, 2/0); 2000 (16/0); 2001 (16/16); 2002 (15/14, 1/1).

CAREER GAMES: 91 games, 66 starts.

POSTSEASON GAMES: 3 games, 1 start.

CAREER TRANSACTIONS: Originally selected in the first round, 17th overall, by the Washington Redskins in the 1997 NFL Draft...Signed as an unrestricted free agent by the Cleveland Browns on March 5, 2002.

CAREER HIGHLIGHTS: Registered 333 total tackles, 27 sacks, 27 PBU, 9 forced fumbles and 6 fumble recoveries in six NFL seasons...Named NFC Defensive Player-of-the-Week after recording 7 tackles, 3 sacks and 1 forced fumble vs. the New York Jets on Sept. 26, 1999...Had career-high 7 sacks in 1998.

SEASONAL REVIEWS

2002: In his first season with the Browns appeared in 15 regular season games with 14 starts at left defensive end and totaled 50 tackles, including 36 solo, 3 tackles for loss, 5.5

FUN FACTS

- Played seven games on the University of Miami's baseball team in 1995 and was 43rd round draft choice of the Chicago White Sox in 1995.
- Established the Kenard Lang Foundation in 2002 which focuses on youth care and education.

sacks for 40 yards, 14 quarterback pressures, 7 quarterback hits, 2 forced fumbles and 1 interception... Ranked 2nd on the club with 5.5 sacks for 40 yards and his 14 QB pressures ranked 4th on the club...One of six veterans named as team captains...Added his 2nd career interception vs. Cincinnati on Sept. 15 with a 71-yard interception return...Had a season-high 6 tackles, including 3 solo at Tennessee on Sept. 22 along with 1 sack for 6 yards...Matched his season high with 6 tackles, including 5 solo vs. Baltimore on Oct. 6...Recorded sacks in the following games: vs. Cincinnati on Sept. 15, at Tennessee on Sept. 22, 2 vs. Houston on Oct. 20, one-half sack at Baltimore on Dec. 22 and vs. Atlanta on Dec. 29...**Game 1 vs. Kansas City 9/8:** Made his Browns debut by playing left defensive end with 2 solo tackles...Did not get the start as DE Tyrone Rogers started for Lang who was nursing an ankle injury...**Game 2 vs. Cincinnati 9/15:** Started at left defensive end and recorded 2 solo tackles, 1 tackle for loss, 1 QB pressure, 1 sack for 5 yards and 1 interception for 71 yards...In the 2nd quarter sacked Bengals QB Gus Frerotte for a 5-yard loss...Late in the 2nd quarter intercepted a pass by Bengals QB Gus Frerotte at the Browns 21-yard line and returned it 71-yards to the Bengals 8-yard line and two plays later the Browns connected with an 8-yard TD pass to WR Kevin Johnson to open a 17-0 lead at halftime...Part of a defensive effort that limited Cincinnati to only 7 points and forced 3 turnovers and 5 sacks...**Game 3 at Tennessee 9/22:** Started at left defensive end and recorded a season-high 6 tackles, including 4 solo and 1 tackle for loss, 1 sack for 6 yards, 1 QB pressure and 1 forced fumble...Recorded his second sack of the year with a 6-yard loss of Tennessee QB Steve McNair in the 4th quarter...Part of a defensive effort that allowed Tennessee only 187 net yards of offense, the fewest the club has allowed since 1994 (182, vs. Houston 11/27/94)...**Game 4 at Pittsburgh 9/29:** Started at left defensive end and recorded 4 tackles, including 3 solo, 1 QB pressure and 1 QB hit...Part of a defensive effort that limited Pittsburgh to 93 net yards rushing...**Game 5 vs. Baltimore 10/6:** Started at left defensive end and matched a season-high 6 tackles, including 5 solo and 1 QB pressure on Baltimore QB Chris Redman...**Game 6 at Tampa Bay 10/13:** Started at left defensive end and had 5 tackles, including 3 solo, 1 tackle for loss, 1 QB pressure on Tampa Bay QB Brad Johnson and 1 PBU...**Game 7 vs. Houston 10/20:** Started at left defensive end and added 3 tackles, including 2 solo, 2 sacks for 12 yards and 2 QB pressures...Recorded his first sack on the day in the 2nd quarter as he chased Texans QB David Carr down for a 1-yard loss to force a 3rd and 11 situation...Added his second sack in the 4th quarter with an 11-yard loss to force a 3rd and 12 situation...Part of a defensive effort that recorded 8 sacks and 1 forced fumble...**Game 8 at N.Y. Jets 10/27:** Started at left defensive end with 4 tackles, including 3 solo, and 3 QB pressures...Part of a defense that limited the N.Y. Jets to 241 net yards of offense, including only 2 net yards of offense in the 3rd quarter, and forced 3 turnovers...**Game 9 vs. Pittsburgh 11/3:** Started at left defensive end and recorded 1 solo tackle...Left the game in the 1st quarter with a groin injury and did not return...**Game 10 at Cincinnati 11/17:** Inactive due to injury (groin)...**Game 11 at New Orleans 11/24:** Started at left defensive end with 4 tackles, including 3 solo, 1 QB pressure and 1 forced fumble...Part of a defensive effort that limited the Saints to 74 yards rushing, forced 5 defensive turnovers (3 INT, 2 fumbles) and limited the Saints to only 12 points (1 TD, 2 FG) on six opportunities in the red zone...**Game 12 vs. Carolina 12/1:** Started at left defensive end with 2 solo tackles...Part of a defensive effort that limited the Panthers to 89 net yards passing and 234 total net yards...**Game 13 at Jacksonville 12/8:** Started at left defensive end with 2 solo tackles...Part of a defensive effort that limited the Jaguars to 211 net yards of offense including 54 net yards passing...**Game 14 vs. Indianapolis 12/15:** Started at left defensive end with 2 solo tackles and 2 QB hits...**Game 15 at Baltimore 12/22:** Started at left defensive end with 4 tackles, including 3 solo, 0.5 sacks for 3 yards, 2 QB pressures and 1 QB hit...Credited with half a sack along with DT Orpheus Roye on a 6-yard sack of Ravens QB Jeff Blake in the 3rd quarter to forced a 2nd and 16 situation...Part of a defensive effort that limited Baltimore to 275 net yards of offense, including 129 net yards passing...**Game 16 vs. Atlanta 12/29:** Started at left defensive end with 3 tackles, including 2 solo, 1 sack for 14 yards, 1 QB pressure and 1 QB hit...Recorded a sack in the 3rd quarter with a 14-yard sack on Falcons QB Michael Vick...Part of a defensive effort that limited Atlanta to 104 net yards rushing...**AFC Wild Card Game at Pittsburgh 1/5:** Started at left defensive end with 4 tackles, including 3 solo, and 1 sack for 9 yards...Added

KENARD LANG CONTINUED...

a sack of Steelers QB Tommy Maddox in the 1st quarter for a 9-yard loss to force a 4th and 13 punting situation.

2001: Started all 16 games for the Redskins...Recorded starts at defensive tackle and his natural position of defensive end...Tallied career-high 77 tackles on the season, which ranked fifth on the team...Tied for third on the Redskins squad with 4 sacks...Led the club with 28 yards for loss on sacks...Posted 4 tackles for loss, 1 interception, 4 PBU, 2 forced fumbles, 2 fumble recoveries and 15 quarterback pressures...Ranked fourth on the team in pressures and tied for first in fumble recoveries.

2000: Appeared in all 16 contests in a reserve role at defensive end and tackle...Had 21 tackles, 16 solos, 3 sacks, 1 forced fumble, 1 fumble recovery and 4 PBU...Registered at least 1 tackle in 13 of 16 games...Had season-high 3 tackles at N.Y. Giants on Sept. 24 and vs. Pittsburgh on Dec. 16...Also recorded 1 sack of Giants' QB Kerry Collins in Week 4...Made a spectacular play vs. Baltimore on Oct. 15 by sacking QB Tony Banks after losing his helmet at the line of scrimmage...Part of Redskins defensive effort that limited Baltimore to just 199 total yards of offense...Recorded 1 sack and 1 forced fumble vs. Arizona on Nov. 5...Also had 2 PBU in the season finale against Arizona on Dec. 24.

1999: Started at defensive end in the first nine games of the season...Saw action in all 16 regular-season contests...Totaled 57 tackles, 36 solos, 6 sacks, 2 forced fumbles and 1 fumble recovery...His 6 sacks ranked third on the team...Had his best performance vs. N.Y. Jets on Sept. 26, which led him to being named NFC Defensive Player-of-the-Week...Posted 7 tackles, 3 sacks and 1 forced fumble vs. the Jets...His 3 sacks established a career best in a game...His forced fumble vs. the Jets proved to seal the game for the Redskins as they ran out the clock...Had 4 tackles, 2 for loss, and a season-high 6 quarterback pressures vs. Carolina on Oct. 3...Recorded 6 tackles, 1 quarterback pressure and 1 PBU vs. Dallas on Oct. 24...Collected 1 tackle, 1 forced fumble, 2 PBU and 2 pressures vs. Miami on Jan. 2.

1998: Started all 16 games at defensive end...Made 76 tackles, 56 solos on the year...Had a team-high 3 forced fumbles...Ranked second on the squad with 7 sacks and 20 quarterback pressures...Was third on the team with 9 PBU...Also saw limited action on special teams...Recorded 6 tackles and his first sack of the season vs. Philadelphia on Oct. 11...Had 5 tackles, 2 pressures and 2 PBU vs. New York Giants on Nov. 1...Had 6 tackles, 1 sack and 1 forced fumble vs. Arizona on Nov. 8...During a victory over Philadelphia on Nov. 15, totaled 8 tackles, 4 pressures, 2 sacks and 1 forced fumble...Had 7 tackles, 3 pressures and 1 sack vs. Oakland on Nov. 29...Recorded 7 tackles, 2 PBU, 2 pressures and 1 sack vs. Tampa Bay on Dec. 29.

1997: Played in 12 games with 11 starting assignments...Missed five games of the season with a severe inner ear infection that required surgery and a lengthy hospital stay...Had 8 tackles, 4 pressures, 1 PBU and 1 fumble recovery against the N.Y. Giants on Nov. 23...Added 5 tackles, 5 pressures, 2 PBU and .5 sack at Arizona on Dec. 7...Had 8 tackles against the N.Y. Giants on Dec. 13...Tallied 7 tackles and .5 sack vs. Philadelphia on Dec. 21.

COLLEGE: Started every game at right defensive end as a junior at Miami (Fla.)...Led the squad with 11.5 sacks...Also made a team-high 7 tackles for loss...Registered 66 tackles and 2 forced fumbles...As a sophomore, he tallied 73 tackles, 3.5 sacks and 4 tackles for loss...Started nine games as a freshman en route to being named Big East Rookie-of-the-Year...Posted 51 tackles, 8 sacks and 1 interception during his freshman campaign...Was redshirted during his first year.

PERSONAL: Established the Kenard Lang Foundation in 2002 and works with youth from single parent households, children suffering from cancer and assisting youth with scholarships...Named Onyx Sportsman of the Year for his contribution to sports and the community...Named first team All-America by *Football News* and *SuperPrep* following his senior season at Maynard Evans (Orlando, Fla.) High School...Also named to the *Blue Chip Illustrated* Dream Team...Also averaged 38.7 yards on 23 punts as a senior...Three-year starter in basketball and baseball...Played seven

KENARD LANG CONTINUED...

games on Miami's baseball team in 1995 and was 43rd round draft choice of the Chicago White Sox in 1995...Spends time mentoring and coaching elementary school students during the offseason...Enjoys traveling and fishing...Resides in Orlando, Fla...Active in the Cleveland community by donating his time to various non-profit organizations including the Make-A-Wish Foundation, visiting Rainbow Babies and Children's Hospital, supporting the 'Hats Off to Our Heroes' program and distributing turkeys to Cleveland area residents during the holiday season.

LANG'S SINGLE-GAME CAREER HIGHS

TACKLES: 13 at New York Giants 10/7/01

SACKS: 3 vs. New York Jets 9/26/99

INTERCEPTIONS: 1 vs. Carolina 10/21/01; vs. Cincinnati 9/15/02

FORCED FUMBLES: 1, nine times, last at New Orleans 11/24/02

LANG'S CAREER DEFENSIVE STATISTICS

YEAR	TACKLES			SACKS	INT'S	FUMBLES		QB	
	TOTAL	SOLO	ASST.	NO./YDS.	NO./YDS.	PBU	REC./FOR.	TFL	PRESS.
1997 (Was.)	52	35	17	1.5/11	0/0	4	2/1	0	0
1998 (Was.)	76	58	18	7/25	0/0	9	0/3	0	0
1999 (Was.)	57	43	14	6/35	0/0	5	1/0	0	0
2000 (Was.)	21	16	5	3/33	0/0	4	1/1	0	0
2001 (Was.)	77	56	21	4/28	1/14	4	2/2	0	0
2002 (Cle.)	50	39	11	5.5/40	1/71	1	0/2	3	14
CAREER	333	247	86	27/172	2/85	27	6/9	3	14

LANG'S POSTSEASON CAREER DEFENSIVE STATISTICS

YEAR	TACKLES			SACKS	INT'S	FUMBLES		QB	
	TOTAL	SOLO	ASST.	NO./YDS.	NO./YDS.	PBU	REC./FOR.	TFL	PRESS.
1999 (Was.)	1	1	0	0/0	0/0	0	0/0	0	0
2002 (Cle.)	4	3	1	1/9	0/0	0	0/0	0	0
CAREER	5	4	1	1/9	0/0	0	0/0	0	0

LANG'S 2002 GAME-BY-GAME DEFENSIVE STATISTICS

YEAR	OPP.	TACKLES			SACKS	INT'S	FUMBLES		QB	
		TOTAL	SOLO	ASST.	NO./YDS.	NO./YDS.	PBU	REC./FOR.	TFL	PRESS.
9/8	K.C.	2	2	0	0/0	0/0	0	0/0	0	0
9/15	Cin.	2	2	0	1/5	1/71	0	0/0	1	1
9/22	@ Ten.	6	4	2	1/6	0/0	0	0/1	1	1
9/29	@ Pitt.	4	3	1	0/0	0/0	0	0/0	0	1
10/6	Balt.	6	5	1	0/0	0/0	0	0/0	0	1
10/13	@ T.B.	5	3	2	0/0	0/0	1	0/0	1	1
10/20	Hou.	3	2	1	2/12	0/0	0	0/0	0	2
10/27	@ NYJ	4	3	1	0/0	0/0	0	0/0	0	3
11/3	Pitt.	1	1	0	0/0	0/0	0	0/0	0	0
11/17	@ Cin.	Inactive (groin)								
11/24	@ N.O.	4	3	1	0/0	0/0	0	0/1	0	1
12/1	Car.	2	2	0	0/0	0/0	0	0/0	0	0
12/8	@ Jack.	2	2	0	0/0	0/0	0	0/0	0	0
12/15	Ind.	2	2	0	0/0	0/0	0	0/0	0	0
12/22	@ Balt.	4	3	1	0.5/3	0/0	0	0/0	0	2
12/29	Atl.	3	2	1	1/14	0/0	0	0/0	0	1
TOTALS	15 GM	50	39	11	5.5/40	1/71	1	0/2	3	14

LANG'S 2002 POSTSEASON GAME-BY-GAME DEFENSIVE STATISTICS

YEAR	OPP.	TACKLES			SACKS	INT'S	FUMBLES		QB	
		TOTAL	SOLO	ASST.	NO./YDS.	NO./YDS.	PBU	REC./FOR.	TFL	PRESS.
1/5	@ Pitt.	4	3	1	1/9	0/0	0	0/0	0	0
TOTALS	1 GM	4	3	1	1/9	0/0	0	0/0	0	0



DB EARL LITTLE 20

YEAR W/ BROWNS: **5TH**

YEAR IN NFL: **6TH**

HEIGHT: **6-1**

WEIGHT: **200**

BIRTHDATE: **MARCH 10, 1973**

ACQUIRED: **W (N.O.) - '99**

COLLEGE: **MIAMI (FLA.)**

GAMES PLAYED/STARTED: : 1997 (0/0); 1998 (16/0); 1999 (10/0); 2000 (16/0); 2001 (16/16); 2002 (13/9, 1/1).

CAREER GAMES: 71 games, 25 starts.

POSTSEASON GAMES: 1 game, 1 start.

CAREER TRANSACTIONS: Signed by the Miami Dolphins as a rookie free agent April 24, 1997...Waived by Miami Aug. 24, 1997...Signed by Miami to practice squad Aug. 26, 1997...Waived from Miami practice squad Aug. 29, 1997...Signed to the New Orleans Saints practice squad Oct. 1, 1997...Claimed off waivers by the Cleveland Browns on Oct. 26, 1999.

CAREER HIGHLIGHTS: Established a career-high 105 tackles, 5 interceptions and started all 16 regular-season games for the Browns in 2001...Recorded his first career interception, picking off Mark Brunell of the Jacksonville Jaguars on Dec. 19, 1999.

SEASONAL REVIEWS

2002: In his fourth year with the Browns appeared in 13 games with 9 starts and despite missing three games with an injury and led the team with 4 interceptions...Ranked 4th on the club with 77 tackles, 45 solo, 2 tackles for loss and 7 PBU...Started 4 games at strong safety and 5 at free safety...Had a season-high 9 tackles vs. Pittsburgh on Nov. 3 and matched that performance with another 9 tackles at Baltimore on Dec. 22...Had an interception at Tampa Bay on Oct. 13, at N.Y. Jets on Oct. 27, at New Orleans on Nov. 24 and vs. Carolina on Dec. 1...**Game 1 vs. Kansas City 9/8:** Inactive due to injury (ankle)...**Game 2 vs. Cincinnati 9/15:** Inactive due to injury (ankle)...**Game 3 at Tennessee 9/22:** Inactive (ankle)...**Game 4 at Pittsburgh 9/29:** Made his season debut by playing safety in the nickel defensive package and recorded 4 solo tackles...Part of a defensive effort that limited Pittsburgh to 93 net yards rushing...Also played on special teams...**Game 5 vs. Baltimore 10/6:** Played safety in the nickel defensive package and replaced starting SS Robert Griffith (shoulder) in the 2nd quarter...Recorded 4 tackles, including 3 solo and 1 PBU...Also played on special teams...**Game 6 at Tampa Bay 10/13:** Started at strong safety for the injured Robert Griffith (shoulder) and added a season-high 7 tackles, including 4 solo, 1 interception for 7 yards and 1 PBU...Recorded his 8th career interception, and first of this season, in the 1st quarter to halt a Tampa Bay potential scoring drive on a pass from QB Brad Johnson intended for WR Keyshawn Johnson at the Cleveland 11-yard line and returned 7 yards to the Cleveland 18-yard line...**Game 7 vs. Houston 10/20:** Played strong safety and ranked 2nd on the club with 7 tackles, including 5 solo, 1 tackle for loss and 1 PBU...Part of a defensive effort that recorded 8 sacks and 1 forced fumble...**Game 8 at N.Y. Jets 10/27:** Started at strong safety for the injured Robert Griffith and recorded 2 solo tackles, 1 interception for 3 yards and 1 forced fumble...Added his second interception of the year in the 2nd quarter on a pass from Jets QB Chad Pennington intended for TE Anthony Becht at the Cleveland 47-yard line and returned it 3 yards to the 50-yard line and the Browns converted the interception into a K Phil Dawson 26-yard FG...Also in the 2nd quarter forced a fumble with a hit on WR Wayne Chrebet at the Cleveland 3-yard line and Lewis Sanders recovered the fumble to thwart a potential Jets scoring drive...Part of a defense that limited the N.Y. Jets to 241 net yards of offense, including only 2 net yards of offense in the 3rd quarter, and forced 3 turnovers...**Game 9 vs. Pittsburgh 11/3:** Started at strong safety for the injured Robert Griffith...Was 3rd on the club with 9 tackles, including 5 solo...**Week 10 at Cincinnati 11/17:**

FUN FACTS

- Played four years, including three years as a starter, for the Miami Hurricanes after transferring from Michigan in January 1993.
- Close friend and teammate of Ravens' LB Ray Lewis at the University of Miami.

EARL LITTLE CONTINUED...

Started at free safety, switching from strong safety as Robert Griffith returned to the starting lineup at strong safety...Tied for 2nd on the club with 7 tackles, including 5 solo...Part of a defensive effort that limited the Bengals to 102 net yards rushing...**Game 11 at New Orleans 11/24:** Played free safety and had 4 tackles, including 3 solo, 1 interception and a career-high 2 PBU...Late in the 3rd quarter added his 3rd interception of the year as he intercepted a pass from Saints QB Aaron Brooks intended for WR Donte' Stallworth in the endzone for a touchback, stalling a potential scoring drive... Part of a defensive effort that limited the Saints to 74 yards rushing, forced 5 defensive turnovers (3 INT, 2 fumbles) and limited the Saints to only 12 points (1 TD, 2 FG) on six opportunities in the red zone...Also played on special teams with 2 tackles...**Game 12 vs. Carolina 12/1:** Started at free safety and was tied for second on the club with 8 tackles, including 3 solo, and 1 interception for 7 yards... Added his team leading 4th interception of the year in the 3rd quarter on a pass from Carolina QB Rodney Peete at the Carolina 43-yard line on a pass that was tipped by LB Earl Holmes intended for TE Wesley Walls and Little returned it 7 yards to the Carolina 36-yard line...Part of a defensive effort that limited the Panthers to 89 net yards passing and 234 total net yards...**Game 13 at Jacksonville 12/8:** Started at free safety with 2 tackles...Part of a defensive effort that limited the Jaguars to 211 net yards of offense including 54 net yards passing...**Game 14 vs. Indianapolis 12/15:** Started at free safety and recorded 7 tackles, including 4 solo and 1 PBU...**Game 15 at Baltimore 12/22:** Started at free safety and tied for second on the club with 9 tackles, including 5 solo...Part of a defensive effort that limited Baltimore to 275 net yards of offense, including 129 net yards passing...**Game 16 vs. Atlanta 12/29:** Started at free safety and had 7 tackles, including 4 solo, 1 tackle for loss and 1 PBU... Tipped a pass by Falcons QB Michael Vick that was intercepted by Robert Griffith in the 2nd quarter at the Cleveland 34-yard line...Part of a defensive effort that limited Atlanta to 104 net yards rushing... **AFC Wild Card Game at Pittsburgh 1/5:** Started at free safety and recorded 1 PBU.

2001: Had a career year for the Browns as he ranked second on the club with 5 interceptions and third with 105 tackles, including 62 solos, and started all 16 regular-season games at strong safety for the first time in his NFL career...His 105 tackles and 5 interceptions were also career highs... Made his first career NFL start vs. Seattle on Sept. 9 with 4 tackles, 1 tackle for loss and 1 interception...Added 4 tackles and 1 interception vs. Detroit on Sept. 23...Registered a career-high 12 tackles at Cincinnati on Oct. 14...Led the club with 11 tackles vs. Baltimore on Oct. 21 and added his first career sack with a 14-yard loss on Ravens QB Elvis Grbac...Added 7 tackles and 1 interception at Chicago on Nov. 4...Left the game in the 2nd quarter vs. Pittsburgh on Nov. 11 after 4 tackles with a concussion...Returned the following week with 6 tackles at Baltimore on Nov. 18... Had 9 tackles as the Browns posted a 18-0 shutout vs. Cincinnati on Nov. 25...Added 6 tackles and 1 interception at New England on Dec. 9...Had 7 tackles vs. Jacksonville on Dec. 16 and the following week at Green Bay on Dec. 23...Added his fifth interception of the year along with 3 tackles at Tennessee on Dec. 30...Concluded the regular season with 7 tackles at Pittsburgh on Jan. 6.

2000: Appeared in all 16 regular-season games and recorded 37 tackles, 27 solos, 3 PBU and 1 interception...Played safety in the dime package and was also a key contributor on special teams with 9 tackles...Had an interception off QB Akili Smith at Cincinnati on Sept. 10...In three consecutive weeks, recorded a season-high 5 tackles at Denver on Oct. 15; at Pittsburgh on Oct. 22 and vs. Cincinnati on Oct. 29.

1999: Played in 10 regular-season games, including nine for the Browns, where he saw reserve action at the safety position in the dime package as he totaled 8 tackles, 6 solos and 1 interception and also contributed on special teams with 6 special teams tackles, 3 solos...Began the season with New Orleans and was inactive for the first four regular-season games...Played in one game for New Orleans on Oct. 17 vs. Tennessee on special teams...Released by New Orleans on Oct. 23 and claimed by the Browns off waivers on Oct. 26...In first game with the Browns in Week 8, played against his former team at New Orleans on Oct. 31 on special teams...Added 3 tackles at Cincinnati on Dec. 12...Saw his most action vs. Jacksonville on Dec. 19 as he played secondary in the dime package with 1 solo tackle and 1 interception and also played special teams...Recorded his first career interception on a pass from Jaguars QB Mark Brunell intended for WR Alvis Whitted...Had a season-high 4 tackles vs. Indianapolis on Dec. 26 as he played safety in the dime package.

EARL LITTLE CONTINUED...

1998: Saw action in all 16 games on the season with no defensive stats...Majority of action came on special teams...Finished third on the Saints with 12 special teams tackles, 11 solos.

1997: Was signed to the Dolphins practice squad on Aug. 26 and waived Aug. 29...Signed to the Saints practice squad Oct. 1, where he spent the remainder of the season.

COLLEGE: Played four years, three-year starter, for the Miami Hurricanes after transferring from Michigan in January 1993...Started all 11 games at cornerback his senior year, compiling 61 tackles, 2 interceptions and 7 PBU, and was named All-Big East in 1995 and 1996.

PERSONAL: Earned all-state honors at North Miami Senior High School...Is a native of Miami...*Super Prep* All-America...Ranked second among defensive backs in the nation behind Bobby Taylor...Led team with 10 interceptions and 2 punt returns for TDs...Has shown his community commitment by lending support to several charitable organizations, including the Holiday Blitz for Kids, a Christmas toy drive and the Giant Eagle Jr. Training Table, a school assembly stressing the importance of healthy eating and physical fitness.

LITTLE'S SINGLE-GAME CAREER HIGHS

TACKLES: 12 at Cincinnati 10/14/01

SACKS: 1 vs. Baltimore 10/21/01

INTERCEPTIONS: 1, 11 times, latest: vs. Carolina 12/1/02

INTERCEPTION RETURN YARDS: 15 at Tennessee 12/30/01

FORCED FUMBLE: 1 at N.Y. Jets 10/27/02

PASSES BROKEN UP: 2 at New Orleans 11/24/02

LITTLE'S CAREER DEFENSIVE STATISTICS

YEAR	TACKLES			SACKS		INT'S	PBU	FUMBLES		ST
	TOTAL	SOLO	ASST.	NO./YDS.	NO./YDS.	REC./FOR.		TACKLES		
1998 (N.O.)	0	0	0	0/0	0/0	0	0	0/0	12	
1999 (N.O./Cle.)	8	6	2	0/0	1/0	0	0	0/0	6	
2000 (Cle.)	37	27	10	0/0	1/7	3	0	0/0	9	
2001 (Cle.)	105	66	39	1/14	5/33	4	0	0/0	0	
2002 (Cle.)	77	47	30	0/0	4/17	7	0	0/1	4	
CAREER	227	146	81	1/14	11/57	14	0	0/1	31	

LITTLE'S CAREER POSTSEASON DEFENSIVE STATISTICS

YEAR	TACKLES			SACKS		INT'S	PBU	FUMBLES		ST
	TOTAL	SOLO	ASST.	NO./YDS.	NO./YDS.	REC./FOR.		TACKLES		
2002 (Cle.)	0	0	0	0/0	0/0	1	0	0/0	0	
CAREER	0	0	0	0/0	0/0	1	0	0/0	0	

LITTLE'S 2002 GAME-BY-GAME DEFENSIVE STATISTICS

DATE	OPP.	TACKLES			SACKS		INT'S	FUMBLES		TFL
		TOTAL	SOLO	ASST.	NO./YDS.	NO./YDS.	PBU	REC./FOR.		
9/8	K.C.				Inactive (ankle)					
9/15	Cin.				Inactive (ankle)					
9/22	@ Ten.				Inactive (ankle)					
9/29	@ Pitt.	4	4	0	0/0	0/0	0	0/0	0	
10/6	Balt.	4	3	1	0/0	0/0	1	0/0	0	
10/13	@ T.B.	7	4	3	0/0	1/7	1	0/0	0	
10/20	Hou.	7	5	2	0/0	0/0	1	0/0	1	
10/27	@ NYJ	2	2	0	0/0	1/3	0	0/1	0	
11/3	Pitt.	9	5	4	0/0	0/0	0	0/0	0	
11/17	@ Cin.	7	5	2	0/0	0/0	0	0/0	0	
11/24	@ N.O.	4	3	1	0/0	1/0	2	0/0	0	
12/1	Car.	8	3	5	0/0	1/7	0	0/0	0	
12/8	@ Jack.	2	0	2	0/0	0/0	0	0/0	0	
12/15	Ind.	7	4	3	0/0	0/0	1	0/0	0	
12/22	@ Balt.	9	5	4	0/0	0/0	0	0/0	0	
12/29	Atl.	7	4	3	0/0	0/0	1	0/0	1	
TOTALS	13 GM	77	47	30	0/0	4/17	7	0/1	2	

EARL LITTLE CONTINUED...

LITTLE'S 2002 POSTSEASON GAME-BY-GAME DEFENSIVE STATISTICS

DATE	OPP.	TOTAL	TACKLES		SACKS	INT'S	FUMBLES		TFL
			SOLO	ASST.	NO./YDS.	NO./YDS.	PBU	REC./FOR.	
1/5	@ Pitt.	0	0	0	0/0	0/0	1	0/0	0
TOTALS	1 GM	0	0	0	0/0	0/0	1	0/0	0

LITTLE'S 2001 GAME-BY-GAME DEFENSIVE STATISTICS

DATE	OPP.	TOTAL	TACKLES		SACKS	INT'S	FUMBLES		TFL
			SOLO	ASST.	NO./YDS.	NO./YDS.	PBU	REC./FOR.	
9/9	vs. Sea.	4	3	1	0/0	1/9	0	0/0	0
9/23	vs. Det.	5	2	3	0/0	1/0	1	0/0	1
9/30	@ Jac.	6	6	0	0/0	0/0	0	0/0	0
10/7	vs. S.D.	8	5	3	0/0	0/0	1	0/0	0
10/14	@ Cin.	12	9	3	0/0	0/0	0	0/0	2
10/21	vs. Bal.	11	3	8	1/14	0/0	0	0/0	0
11/4	@ Chi.	7	3	4	0/0	1/0	0	0/0	0
11/11	vs. Pit.	4	1	3	0/0	0/0	0	0/0	0
11/18	@ Bal.	6	5	1	0/0	0/0	1	0/0	0
11/25	vs. Cin.	9	6	3	0/0	0/0	1	0/0	0
12/2	vs. Ten.	3	3	0	0/0	0/0	0	0/0	0
12/9	@ N.E.	6	2	4	0/0	1/9	0	0/0	1
12/16	vs. Jac.	7	5	2	0/0	0/0	0	0/0	0
12/23	@ G.B.	7	5	2	0/0	0/0	0	0/0	0
12/30	@ Ten.	3	3	0	0/0	1/15	0	0/0	0
1/6	@ Pit.	7	5	2	0/0	0/0	0	0/0	0
TOTALS		105	66	39	1/14	5/33	4	0/0	4

LITTLE'S CAREER INTERCEPTIONS (1999-2002)

NO.	OPPONENT	DATE	SCORE	QUARTERBACK	RETURN YARDS
1	vs. Jacksonville	12/19/99	L 14-24	Mark Brunell	0
2	at Cincinnati	9/10/00	W 24-7	Akili Smith	7
3	vs. Seattle	9/9/01	L 6-9	Matt Hasselbeck	9
4	vs. Detroit	9/23/01	W 24-24	Ty Detmer	0
5	at Chicago	11/4/01	L 21-27 (OT)	Shane Matthews	0
6	at New England	12/9/01	L 14-23	Tom Brady	9
7	at Tennessee	12/30/01	W 41-38	Mike Green	15
8	at Tampa Bay	10/13/02	L 3-17	Brad Johnson	7
9	at N.Y. Jets	10/27/02	W 24-21	Chad Pennington	3
10	at New Orleans	11/24/02	W 24-15	Aaron Brooks	0
11	vs. Carolina	12/1/02	L 6-13	Rodney Peete	7

PLAYERS
VETERANS



DB DAYLON MCCUTCHEON 33

YEAR W/ BROWNS: 5TH

BIRTHDATE: DEC. 9, 1976

YEAR IN NFL: 5TH

ACQUIRED: D (3A) - '99

HEIGHT: 5-10

COLLEGE: SOUTHERN CALIFORNIA

WEIGHT: 190

GAMES PLAYED/STARTED: 1999 (16/15); 2000 (15/15); 2001 (16/15); 2002 (13/11, 1/1).

CAREER GAMES: 60 games, 56 starts.

POSTSEASON GAMES: 1 game, 1 start.

CAREER TRANSACTIONS: Selected by the Cleveland Browns in the third round, 62nd overall, of the 1999 NFL Draft.

CAREER HIGHLIGHTS: Returned an interception 32 yards for a TD at Jacksonville on Sept. 30, 2001...Established a career-high 4 interceptions in 2001...Had a career-high 4 sacks and 3 forced fumbles for the Browns in 2000...Made his first NFL start at right corner Sept. 19, 1999 at Tennessee and recorded a career-high 11 tackles, including 8 solos.

SEASONAL REVIEWS

2002: Started at right corner in 11 games and appeared in 13 contests after missing three games due to elbow and thumb injuries...Totalled 46 tackles, including 37 solo, 1 interception for 24 yards and 6 PBU...Tied for fifth on the club with 6 PBU... In the opener vs. Kansas City intercepted a pass by Chiefs QB Trent Green and returned it 24 yards...Had a season-high 7 tackles at Tennessee on Sept. 22 and matched the effort with 7 tackles at Baltimore on Dec. 22...Added 2 interceptions for 41 yards in the AFC Wild Card Game at Pittsburgh on Jan. 5...

Game 1 vs. Kansas City 9/8: Started at right corner and had 4 tackles, including 3 solo, with 1 interception returned for 24 yards...Added his 7th career interception in the 1st quarter on a pass from Kansas City QB Trent Green intended for TE Tony Gonzalez at the Chiefs 30-yard line and returned 24 yards to the Kansas City 6-yard line...

Game 2 vs. Cincinnati 9/15: Started at right corner and recorded 6 tackles, including 5 solo...Part of a defensive effort that limited Cincinnati to only 7 points and forced 3 turnovers and 5 sacks...**Game 3 at Tennessee 9/22:** Started at right corner and recorded 7 tackles, including 5 solo...Part of a defensive effort that allowed Tennessee only 187 net yards of offense, the fewest the club has allowed since 1994 (182, vs. Houston 11/27/94)...**Game 4 at Pittsburgh 9/29:** Started at right corner and recorded 1 solo tackle and 1 PBU...Left the game in the 3rd quarter with an injury (eye) and did not return...Part of a defensive effort that limited Pittsburgh to 93 net yards rushing...**Game 5 vs. Baltimore 10/6:** Started at right corner and recorded 4 solo tackles...**Game 6 at Tampa Bay 10/13:** Started at left corner, switching from his normal right corner position as Anthony Henry started for Corey Fuller at right corner...Added 3 solo tackles...**Game 7 vs. Houston 10/20:** Inactive due to injury (elbow)...**Game 8 at N.Y. Jets 10/27:** Played corner in the nickel defensive package...Part of a defense that limited the N.Y. Jets to 241 net yards of offense, including only 2 net yards of offense in the 3rd quarter, and forced 3 turnovers...**Game 9 vs. Pittsburgh 11/3:** Slid over from his usual right corner spot and started at left corner for the injured Corey Fuller...Recorded 3 solo tackles and 2 PBU...**Game 10 at Cincinnati 11/17:** Started at right corner with 6 tackles, including 5 solo and 2 PBU...Part of a defensive effort that limited the Bengals to 102 net yards rushing...**Game 11 at New Orleans 11/24:** Started at right corner with 3 tackles, including 2 solo and 1 PBU...Left the game in the 4th quarter with an injury (hand) and did not return...Part of a defensive effort that limited the Saints to 74 yards rushing, forced 5 defensive turnovers (3 INT, 2 fumbles) and limited the Saints to only 12 points (1 TD, 2 FG) on six opportunities in the red zone...**Game 12 vs. Carolina 12/1:** Inactive due to injury (thumb)...**Game 13 at Jacksonville 12/8:** Inactive due to injury (thumb)...**Game 14 vs. Indianapolis 12/15:** Played corner in the nickel defensive package...**Game 15 at Baltimore 12/22:** Started at right corner with 7 tackles, including 4 solo...Part of a defensive effort that limited Baltimore to 275 net yards of offense, including 129 net yards passing...**Game 16 vs. Atlanta 12/29:** Started at right corner and added 2 solo tackles and 1 QB pressure...Part of a defensive effort that limited Atlanta to 104 net yards rushing...**AFC Wild Card Game at Pittsburgh 1/5:** Started at right corner and recorded 3 solo tackles and 2 interceptions for 41 yards...Marked the 8th time in franchise history with 2 interceptions in a postseason game...In the 1st quarter stepped in front of a Tommy Maddox pass at the Browns 3-yard line and returned the interception 28-yards to the Cleveland 31-yard line to halt a potential Steelers scoring drive...Added his second interception in the 2nd quarter after

FUN FACTS

- Father, Lawrence, was an all-pro running back with the Los Angeles Rams (1972-79), Denver Broncos (1980) and Buffalo Bills (1981) who set the since-broken Rams career rushing record (6,186 yards), led the Rams in rushing five times and played in Super Bowl XIV (he has been a Rams' scout since 1982 and was named Director of Player Personnel in 2003).
- Hosts an annual event, "Holiday Blitz for Kids", to collect toys and raise money for children during the Christmas season.

DAYLON McCUTCHEON CONTINUED...

Maddox pass was tipped at the line of scrimmage by DT Alvin McKinley at the Cleveland 18-yard line and returned 13-yards to the Browns 31-yard line.

2001: Started 15 of 16 contests at right corner and ranked third on the club with a career-high 4 interceptions for 62 yards and 8 PBU...Totaled 70 tackles, 55 solos, 2 sacks for 7 yards and 2 forced fumbles...Had a season-high 10 tackles, 8 solos at Chicago on Nov. 4...Found the end zone for the first time in his NFL career with an interception returned 32-yards for a TD at Jacksonville on Sept. 30 along with 3 tackles and 2 PBU...Made the defensive play of the game with 35 seconds remaining in regulation as he stepped in front of a pass from Jaguars QB Jonathan Quinn intended for WR Keenan McCardell, intercepting the pass and returning it 32 yards for a touchdown and a Browns 23-14 win...Recorded 2 interceptions in one game for the first time in his career vs. Cincinnati on Nov. 25 with both interceptions coming in the fourth quarter off Bengals QB Scott Mitchell...Opened the season with 7 tackles and 1 interception vs. Seattle on Sept. 9...Added 6 tackles vs. Detroit on Sept. 23...Had 1 solo tackle vs. San Diego on Oct. 7 and 6 tackles, 1 PBU and 1 forced fumble at Cincinnati on Oct. 14...Recorded 2 solo tackles and 1 PBU vs. Baltimore on Oct. 21 and added 8 tackles and 1 PBU vs. Pittsburgh on Nov. 11...Left the game in the 2nd quarter with an ankle injury and did not return at Baltimore on Nov. 18 with 3 tackles...Returned the following week to post 2 interceptions, 1 forced fumble and 3 tackles in 18-0 shutout win over Cincinnati on Nov. 25...Added 4 tackles vs. Tennessee on Dec. 2 and 2 solo tackles at New England on Dec. 9 after suffering an ankle sprain in the 1st quarter...Played right corner with 4 tackles and a career-high 2 sacks for 7 yards vs. Jacksonville on Dec. 16...Recorded 2 tackles at Green Bay on Dec. 23 and 4 solo stops at Tennessee on Dec. 30...In the regular season finale added 5 tackles at Pittsburgh on Jan. 6.

2000: In second season with the Browns, started 15 games at right corner and totaled 65 tackles, 44 solos...Recorded a career-high 4 sacks for 24 yards and led the club with 3 forced fumbles...Also had 1 interception for 20 yards and 5 PBU...Recorded 1 sack at Pittsburgh on Oct. 22; vs. Cincinnati on Oct. 29; at Tennessee on Nov. 19; and vs. Philadelphia on Dec. 10...Led the club with 3 forced fumbles: vs. Pittsburgh on Sept. 17; vs. Cincinnati on Oct. 29; and at Tennessee on Nov. 19...Had 1 interception at Tennessee on Nov. 19 off Titans QB Steve McNair for a 20-yard return...Had a season-high 9 tackles vs. Jacksonville on Dec. 3, including 6 solo tackles...Had one of his best games of the season at Tennessee on Nov. 19 despite leaving the game in the second quarter with a concussion where he added 1 interception, 1 sack of Titans QB Steve McNair and 1 forced fumble as the Browns defense forced the Titans to turn the ball over a season-high 7 times...Inactive Week 13 at Baltimore on Nov. 26 with a concussion which snapped a streak of 27 consecutive starts dating back to Sept. 19, 1999.

1999: Appeared in 16 regular-season games, including 15 starts, and ranked fifth on the club with 88 tackles, 68 solos...Also recorded 1 sack for 8 yards, 1 interception for 12 yards and 8 PBU...Beat out starter Antonio Langham at right corner Week 2 and remained the starter throughout the regular season...In his first NFL start Week 2 at Tennessee on Sept. 19, recorded a career-high 11 tackles, including 8 solos...Recorded his first career interception on Sept. 26 at Baltimore off Ravens QB Stoney Case...Recorded his first career sack on Nov. 7 vs. Baltimore on an 8-yard sack on Ravens QB Tony Banks...Recorded PBU at Baltimore on Sept. 26; vs. New England on Oct. 3; at St. Louis on Oct. 24; 2 at New Orleans on Oct. 31; at Pittsburgh on Nov. 14; at Cincinnati on Dec. 12; and vs. Indianapolis on Dec. 26.

COLLEGE: Started his final 39 games at Southern California...During his collegiate career, played 48 games with 42 starts with 187 tackles, 164 solos, 1 fumble recovery, 2 forced fumbles, 46 PBU and 10 interceptions for 189 yards...Following his senior year, named All-America second team pick by *The Sporting News & Football News*, adding third team honors from the Associated Press...All-Pac 10 Conference first team choice...Semifinalist for the Jim Thorpe Award...Started every game at strongside cornerback...Recorded 44 tackles, 37 solos, with 3 tackles for loss, 15 PBU and 3 interceptions for 64 yards...Added 254 yards on 10 kickoff returns (25.4 avg.)...Junior year, named *Football News* All-America honorable mention and an All-Pac-10 honorable mention...Lined up at strongside cornerback, recording 45 tackles, 40 solos with 4 tackles for loss, 7 PBU and

DAYLON MCCUTCHEON CONTINUED...

2 interceptions...Caught 3 passes for 41 yards (13.7 avg.) and rushed 3 times for 26 yards (8.7 avg.), including 1 TD...Returned 9 kickoffs for 168 yards (18.7 avg.)...Sophomore year, named *Football News* All-America honorable mention...All-Pac-10 first team pick...Made 48 tackles, 42 solos with 3 tackles for loss, 14 PBU and 3 interceptions for 34 yards...Added 71 yards on 3 kickoff returns (23.7 avg.)...As a freshman, named All-Pac-10 Conference honorable mention...Finished fourth on the team with 50 tackles, 45 solos, 10 PBU and 2 interceptions...In his first game as a Trojan, he returned an interception 35 yards for a touchdown (it was the first scoring pick by a true freshman at USC since Jason Oliver did it twice in 1990).

PERSONAL: Hosts an annual event, "Holiday Blitz for Kids", to collect toys and raise money for children during the Christmas season, and lends support to several charitable organizations, including the Taste of the NFL and The Cleveland Browns Foundation...As a high school senior halfback and safety at Bishop Amat La Puente, (Calif.) High School, earned numerous local and national honors, including *USA Today* All-USA (and California MVP), Parade, Super Prep National MVP, *Blue Chip Illustrated* Elite 22, College Sports, Schutt Scholastic Coach and National Prep Poll All-America selections...Added *Dallas Morning News* National Top 100, Super Prep All-Farwest, Blue Chip All-Western, *Long Beach Press-Telegram* Best in the West first team, *Tacoma News Tribune* Western 100, Student Sports All-State MVP, Coaches Poll All-State MVP, *Long Beach Press-Telegram* All-State, All-CIF Southern Section first team, All-CIF Division I MVP and *Los Angeles Times* All-San Gabriel Valley first team honors...In his final season, he ran for a school-record 2,456 yards on 269 carries (9.1 avg.) with 33 TDs (including 10 scores of 50-plus yards)...Ran for 100 yards in all 14 games in that year, including 4 200-yard contests...Also caught 21 passes, returned a punt for a score and returned kicks...On defense, he made 8 interceptions, returning 2 for scores, and recorded 56 tackles...As a junior, he played wide receiver and safety...Caught 35 passes for 780 yards (22.3 avg.) and 11 TDs...Also had 60 tackles with 5 interceptions...Wide receiver and safety as a sophomore...Named to the All-CIF Division I first team as he caught 29 passes for 690 yards (23.8 avg.) with 5 scores and intercepted 2 passes...Also performed as a sprinter on the track team...Sociology major at Southern California...Father, Lawrence, was an all-pro running back with the Los Angeles Rams (1972-79), Denver Broncos (1980) and Buffalo Bills (1981) who set the since-broken Rams career rushing record (6,186 yards), led the Rams in rushing five times and played in Super Bowl XIV (he has been a Rams' scout since 1982 and was named Director of Player Personnel in 2003)...Born Dec. 9, 1976 to Deborah Sterling...Married to wife, Shawna, and the couple have a newborn son, Dyson...Resides in Rowland Heights, Calif.

MCCUTCHEON'S SINGLE-GAME CAREER HIGHS

TACKLES: 11 at Tennessee 9/19/99

SACKS: 2 vs. Jacksonville 12/16/01

INTERCEPTIONS: 2 vs. Cincinnati 11/25/01

INTERCEPTION RETURN YARDS: 32t at Jacksonville 9/30/01

PASSES BROKEN UP: 2 at New Orleans 10/31/99; at Jack. 9/30/01; vs. Pittsburgh 11/3/02

DEFENSIVE SCORES: 1; 32-yd INT return TD at Jacksonville 9/30/01

MCCUTCHEON'S CAREER DEFENSIVE STATISTICS

YEAR	TACKLES			SACKS		INT'S	FUMBLES		ST
	TOTAL	SOLO	ASST.	NO./YDS.	NO./YDS.	PBU	REC./FOR.	TACKLES	
1999 (Cle.)	88	68	20	1/8	1/12	8	0/0	0	
2000 (Cle.)	65	44	21	4/24	1/20	5	0/3	0	
2001 (Cle.)	70	56	14	2/7	4/62	8	0/2	0	
2002 (Cle.)	46	37	9	0/0	1/24	6	0/0	0	
CAREER	269	205	64	7/39	7/118	27	0/5	0	

MCCUTCHEON'S CAREER POSTSEASON DEFENSIVE STATISTICS

YEAR	TACKLES			SACKS		INT'S	FUMBLES		ST
	TOTAL	SOLO	ASST.	NO./YDS.	NO./YDS.	PBU	REC./FOR.	TACKLES	
2002 (Cle.)	3	3	0	0/0	2/41	0	0/0	0	
CAREER	3	3	0	0/0	2/41	0	0/0	0	

DAYLON McCUTCHEON CONTINUED...

MCCUTCHEON'S 2002 GAME-BY-GAME DEFENSIVE STATISTICS

DATE	OPP.	TACKLES			ASST.	SACKS	INT'S	PBU	FUMBLES	TFL
		TOTAL	SOLO	NO./YDS.		NO./YDS.	REC./FOR.			
9/8	K.C.	4	3	1	0/0	1/24	0	0/0	0	
9/15	Cin.	6	5	1	0/0	0/0	0	0/0	0	
9/22	@ Ten.	7	5	2	0/0	0/0	0	0/0	0	
9/29	@ Pitt.	1	1	0	0/0	0/0	1	0/0	0	
10/6	Balt.	4	4	0	0/0	0/0	0	0/0	0	
10/13	@ T.B.	3	3	0	0/0	0/0	0	0/0	0	
10/20	Hou.	Inactive (elbow)								
10/27	@ NYJ	0	0	0	0/0	0/0	0	0/0	0	
11/3	Pitt.	3	3	0	0/0	0/0	2	0/0	0	
11/17	@ Cin.	6	5	1	0/0	0/0	2	0/0	0	
11/24	@ N.O.	3	2	1	0/0	0/0	1	0/0	0	
12/1	Car.	Inactive (thumb)								
12/8	@ Jack.	Inactive (thumb)								
12/15	Ind.	0	0	0	0/0	0/0	0	0/0	0	
12/22	@ Balt.	7	4	3	0/0	0/0	0	0/0	0	
12/29	Atl.	2	2	0	0/0	0/0	0	0/0	0	
TOTALS	13 GM	46	37	9	0/0	1/24	6	0/0	0	

MCCUTCHEON'S 2002 POSTSEASON GAME-BY-GAME DEFENSIVE STATISTICS

DATE	OPP.	TACKLES			ASST.	SACKS	INT'S	PBU	FUMBLES	TFL
		TOTAL	SOLO	NO./YDS.		NO./YDS.	REC./FOR.			
1/5	@ Pitt.	3	3	0	0/0	2/41	0	0/0	0	
TOTALS	1 GM	3	3	0	0/0	2/41	0	0/0	0	

MCCUTCHEON'S 2001 GAME-BY-GAME DEFENSIVE STATISTICS

DATE	OPP.	TACKLES			ASST.	SACKS	INT'S	PBU	FUMBLES	TFL
		TOTAL	SOLO	NO./YDS.		NO./YDS.	REC./FOR.			
9/9	vs. Sea.	7	5	2	0/0	1/0	0	0/0	0	
9/23	vs. Det.	6	6	0	0/0	0/0	0	0/0	0	
9/30	@ Jac.	3	1	2	0/0	1/32t	2	0/0	0	
10/7	vs. S.D.	1	1	0	0/0	0/0	0	0/0	0	
10/14	@ Cin.	6	5	1	0/0	0/0	1	0/1	0	
10/21	vs. Bal.	2	2	0	0/0	0/0	1	0/0	0	
11/4	@ Chi.	10	8	2	0/0	0/0	0	0/0	0	
11/11	vs. Pit.	8	7	1	0/0	0/0	1	0/0	0	
11/18	@ Bal.	3	1	2	0/0	0/0	1	0/0	0	
11/25	vs. Cin.	3	3	0	0/0	2/30	0	0/1	1	
12/2	vs. Ten.	4	3	1	0/0	0/0	1	0/0	0	
12/9	@ N.E.	2	2	0	0/0	0/0	0	0/0	0	
12/16	vs. Jac.	4	3	1	2/7	0/0	0	0/0	0	
12/23	@ G.B.	2	1	1	0/0	0/0	1	0/0	0	
12/30	@ Ten.	4	4	0	0/0	0/0	0	0/0	0	
1/6	@ Pit.	5	4	1	0/0	0/0	0	0/0	0	
TOTALS		70	56	14	2/7	4/62	8	0/2	1	

MCCUTCHEON'S CAREER INTERCEPTIONS (1999-2002)

NO.	OPPONENT	DATE	SCORE	QUARTERBACK	RETURN YARDS
1	at Baltimore	9/26/99	L 10-17	Stoney Case	12
2	at Tennessee	11/19/00	L 10-24	Steve McNair	20
3	vs. Seattle	9/9/01	L 6-9	Matt Hasselbeck	0
4	at Jacksonville	9/30/01	W 23-14	Jonathan Quinn	32t
5	vs. Cincinnati	11/25/01	W 18-0	Scott Mitchell	14
6	vs. Cincinnati	11/25/01	W 18-0	Scott Mitchell	16
7	vs. Kansas City	9/8/02	L 39-40	Trent Green	24
8	at Pittsburgh (playoff)	1/5/03	L 33-36	Tommy Maddox	28
9	at Pittsburgh (playoff)	1/5/03	L 33-36	Tommy Maddox	13

PLAYERS
VETERANS



DL ALVIN MCKINLEY 97

YEAR W/ BROWNS: 3RD

BIRTHDATE: JUNE 9, 1978

YEAR IN NFL: 4TH

ACQUIRED: FA - '01

HEIGHT: 6-3

COLLEGE: MISSISSIPPI STATE

WEIGHT: 310

GAMES PLAYED/STARTED: 2000 (7/0); 2001 (7/0); 2002 (13/0, 1/0).

CAREER GAMES: 27 games, 0 starts.

POSTSEASON GAMES: 1 game, 0 starts.

CAREER TRANSACTIONS: Originally selected by the Carolina Panthers in the fourth round, 120th overall, of the 2000 NFL Draft...Waived by Carolina on Aug. 28, 2001...Claimed off waivers by the Cleveland Browns on Aug. 29, 2001...Waived by Cleveland on Sept. 2, 2001...Signed by Cleveland to practice squad on Sept. 3, 2001...Signed by Cleveland to active roster on Oct. 9, 2001...Signed by Cleveland on March 6, 2003.

FUN FACTS

- Transferred from Holmes (Miss.) Community College following his sophomore season to Mississippi State.

CAREER HIGHLIGHTS: Blocked a field goal attempt in overtime at Pittsburgh on Sept. 29, 2002 and shared a blocked field goal with Anthony Henry at Tampa Bay on Oct. 13, 2002.

SEASONAL REVIEWS

2002: Third-year defensive tackle earned a role in the defensive line rotation and appeared in 13 games with 15 tackles, including 7 solo and 1 tackle for loss...Effective special teams force with 1.5 blocked field goal attempts on the year including a blocked field goal attempt by Todd Peterson in overtime at Pittsburgh on Sept. 29 and shared a block with Anthony Henry at Tampa Bay on Oct. 13 on a field goal attempt by Martin Gramatica...Had a season-high 4 tackles and career-high 2 PBU at Tampa Bay on Oct. 13...Had 1 sack in the AFC Wild Card Game with a 5-yard sack and added 4 tackles at Pittsburgh on Jan. 5, 2003...**Game 1 vs. Kansas City 9/8:** Inactive...**Game 2 vs. Cincinnati 9/15:** Played defensive tackle in the defensive line rotation...**Game 3 at Tennessee 9/22:** Inactive due to injury (ankle)...**Game 4 at Pittsburgh 9/29:** Played defensive tackle in the defensive line rotation and had 3 tackles...Part of a defensive effort that limited Pittsburgh to 93 net yards rushing...Also played on special teams...Blocked a FG attempt in overtime by Steelers K Todd Peterson on a 24-yard FG attempt that was recovered by Peterson at the Browns 12-yard line...**Game 5 vs. Baltimore 10/6:** Played defensive tackle with 1 tackle...**Game 6 at Tampa Bay 10/13:** Played defensive tackle with 4 tackles, including 2 solo, 1 QB pressure on Tampa Bay QB Brad Johnson and 2 PBU...His 2 PBU marked a career-high...Made a key play on special teams as Anthony Henry and McKinley both partially blocked a 45-yard FG attempt by Tampa Bay K Martin Gramatica in the 3rd quarter...**Game 7 vs. Houston 10/20:** Played defensive tackle in the defensive line rotation with 1 solo tackle...Part of a defensive effort that recorded 8 sacks and 1 forced fumble...**Game 8 at N.Y. Jets 10/27:** Played defensive tackle and recorded 2 solo tackles...Part of a defense that limited the N.Y. Jets to 241 net yards of offense, including only 2 net yards of offense in the 3rd quarter, and forced 3 turnovers...**Game 9 vs. Pittsburgh 11/3:** Played defensive tackle in the defensive line rotation...Left the game briefly in the 2nd quarter with an ankle injury and returned...Also played on special teams...**Game 10 at Cincinnati 11/17:** Inactive due to injury (thumb)...**Game 11 at New Orleans 11/24:** Played defensive tackle with 1 tackle for loss...Part of a defensive effort that limited the Saints to 74 yards rushing, forced 5 defensive turnovers (3 INT, 2 fumbles) and limited the Saints to only 12 points (1 TD, 2 FG) on six opportunities in the red zone...**Game 12 vs. Carolina 12/1:** Played defensive tackle in the defensive line rotation...Part of a defensive effort that limited the Panthers to 89 net yards passing and 234 total net yards...**Game 13 at Jacksonville 12/8:** Played defensive tackle...Part of a defensive effort that limited the Jaguars to 211 net yards of offense including 54 net yards pass-

ALVIN MCKINLEY CONTINUED...

ing...**Game 14 vs. Indianapolis 12/15:** Played defensive tackle...**Game 15 at Baltimore 12/22:** Played defensive tackle with 2 tackles including 1 solo...Part of a defensive effort that limited Baltimore to 275 net yards of offense, including 129 net yards passing...Played on special teams...**Game 16 vs. Atlanta 12/29:** Played defensive tackle with 1 solo tackle and 1 QB hit...Part of a defensive effort that limited Atlanta to 104 net yards rushing...**AFC Wild Card Game at Pittsburgh 1/5:** Played defensive tackle with 4 tackles, including 3 solo, 1 sack for 5 yards and 1 PBU...Recorded a sack in the 2nd quarter with a 5-yard loss of Steelers QB Tommy Maddox...Deflected a pass by Steelers QB Tommy Maddox in the 2nd quarter that was intercepted by DB Daylon McCutcheon at the Cleveland 18-yard line and returned 13 yards to the Cleveland 31-yard line.

2001: Added depth to the defensive line after being claimed off waivers from Carolina and ended up appearing in 7 games with 12 tackles, including 8 solos...Spent the first four weeks of the season on the practice squad before signing to the active roster on Oct. 9...Was inactive or did not play in three of his first four games before playing in six of the final eight games of the regular season...Played defensive tackle in the defensive line rotation with 2 tackles at Baltimore on Nov. 18 and vs. Tennessee on Dec. 2...Added 3 tackles and 1 QB pressure at Green Bay on Dec. 23...In the season finale, had a season-high 4 tackles and a QB pressure at Pittsburgh on Jan. 6.

2000: Played in seven games and was inactive for nine contests...Had 17 total tackles from his defensive tackle position...Saw his first NFL action on Sept. 10 against San Francisco and registered 3 tackles...Followed up in the next game against Atlanta on Sept. 17 with 2 tackles...Suffered a sprained MCL in his left knee during the fourth quarter of contest on Sept. 17...Missed next eight games due to the injury...Returned to notch 1 tackle against Green Bay on Nov. 27...Tied for team lead in stops against Kansas City on Dec. 10 with 4 tackles...Had season-high 5 tackles against San Diego on Dec. 17.

COLLEGE: A junior college transfer to Mississippi State...Had 91 total tackles, including 10 for loss, 1 fumble recovery, 2 sacks and 10 quarterback pressures...Started 11 of 12 games at nose guard as a senior in 1999 with 56 tackles, 2 sacks, 1 fumble recovery and 5 quarterback pressures...Had career-high 10 tackles against Alabama during his senior campaign...Played in all 12 games for the Bulldogs in his junior season and accounted for 35 tackles, 6 tackles for loss and 5 quarterback pressures...In his sophomore season at Holmes (Miss.) Community College, he recorded 100 tackles, including 26 for loss...Saw action in four contests as a freshman at Holmes.

PERSONAL: Helped lead his team to two Mississippi state high school championships as he played on offense and defense of both teams...Played high school football at Weir High School in Weir, MS...Registered 10 sacks during his senior season...Also played wide receiver where he caught 20 balls for 288 yards and 9 TDs...His brother, Dennis, was selected as a fullback in the sixth round of the 1999 NFL Draft by the Arizona Cardinals...Born in Jackson, MS...Full Name: Alvin Jerome McKinley.

MCKINLEY'S SINGLE-GAME CAREER HIGHS

TACKLES: 5 vs. San Diego 12/17/00

SACKS: 0

PBU: 2 at Tampa Bay 10/13/02

BLOCKED FG: 1 at Pittsburgh 9/29/02; 0.5 at Tampa Bay 10/13/02 *shared w/ Henry

MCKINLEY'S CAREER DEFENSIVE STATISTICS

YEAR	TACKLES			SACKS		INT'S	PBU	FUMBLES	ST
	TOTAL	SOLO	ASST.	NO./YDS.	NO./YDS.	REC./FOR.		TACKLES	
2000 (Car.)	17	11	6	0/0	0/0	0	0/0	0	
2001 (Cle.)	12	8	4	0/0	0/0	0	0/0	0	
2002 (Cle.)	15	8	7	0/0	0/0	2	0/0	0	
CAREER	44	27	17	0/0	0/0	2	0/0	0	

MCKINLEY'S CAREER POSTSEASON DEFENSIVE STATISTICS

YEAR	TACKLES			SACKS		INT'S	PBU	FUMBLES	ST
	TOTAL	SOLO	ASST.	NO./YDS.	NO./YDS.	REC./FOR.		TACKLES	
2002 (Cle.)	4	3	1	1/5	0/0	1	0/0	0	
CAREER	4	3	1	1/5	0/0	1	0/0	0	

ALVIN MCKINLEY CONTINUED...

MCKINLEY'S 2002 GAME-BY-GAME DEFENSIVE STATISTICS

DATE	OPP.	TACKLES			SACKS NO./YDS.	INT'S NO./YDS.	PBU	FUMBLES REC./FOR.	TFL
		TOTAL	SOLO	ASST.					
9/8	K.C.		Inactive						
9/15	Cin.	0	0	0	0/0	0/0	0	0/0	0
9/22	@ Ten.		Inactive (ankle)						
9/29	@ Pitt.	3	0	3	0/0	0/0	0	0/0	0
10/6	Balt.	1	0	1	0/0	0/0	0	0/0	0
10/13	@ T.B.	4	2	2	0/0	0/0	2	0/0	0
10/20	Hou.	1	1	0	0/0	0/0	0	0/0	0
10/27	@ NYJ	2	2	0	0/0	0/0	0	0/0	0
11/3	Pitt.	0	0	0	0/0	0/0	0	0/0	0
11/17	@ Cin.		Inactive (thumb)						
11/24	@ N.O.	1	0	0	0/0	0/0	0	0/0	1
12/1	Car.	0	0	0	0/0	0/0	0	0/0	0
12/8	@ Jack.	0	0	0	0/0	0/0	0	0/0	0
12/15	Ind.	0	0	0	0/0	0/0	0	0/0	0
12/22	@ Balt.	2	1	1	0/0	0/0	0	0/0	0
12/29	Atl.	1	1	0	0/0	0/0	0	0/0	0
TOTALS	13 GM	15	7	7	0/0	0/0	2	0/0	1

MCKINLEY'S 2002 POSTSEASON GAME-BY-GAME DEFENSIVE STATISTICS

DATE	OPP.	TACKLES			SACKS NO./YDS.	INT'S NO./YDS.	PBU	FUMBLES REC./FOR.	TFL
		TOTAL	SOLO	ASST.					
1/5	@ Pitt.	4	3	1	1/5	0/0	1	0/0	0
TOTALS	1 GM	4	3	1	1/5	0/0	1	0/0	0



FB BEN MILLER 40

YEAR W/ BROWNS: 2ND

BIRTHDATE: AUG. 18, 1979

YEAR IN NFL: 1ST

ACQUIRED: FA - '02

HEIGHT: 6-3

COLLEGE: AIR FORCE

WEIGHT: 250

CAREER TRANSACTIONS: Signed as an undrafted rookie free agent by the Cleveland Browns on April 26, 2002.

SEASONAL REVIEWS

2002: After spending training camp with the Browns, returned to the Air Force in early August to begin his two years of service at the Air Force Academy in Colorado Springs, Colo... Worked as an assistant coach with the Air Force football team.

COLLEGE: Moved to H-Back role with the Browns after seeing all of his college action on the offensive line...Started every game at left tackle for Air Force over the last two seasons (2000-01)...Recorded over 150 knockdowns in each of his last two seasons...Set a career-high with 158 knockdowns as a senior...Had a career-high 33 knockdowns against Navy in the fourth game of the 2001 season...In 2000, he led the team in knockdowns in five contests.

FUN FACTS

- Currently is serving his second year of military service with the Air Force.
- Stationed at Wright Patterson Air Force Base in Dayton, Ohio in the Financial Program Management Department.

BEN MILLER CONTINUED...

PERSONAL: Was a three-time letterman at Lutheran West (Rocky River, Ohio) High School...Also received all-conference and all-Ohio honors during his senior season...Was named as the scholar-athlete of the year during his senior of high school...Miller's father, Gary, is the head athletic trainer at Baldwin-Wallace College in Berea, and his brother is a policeman in Cleveland...Born Aug. 18, 1979 in Columbia Station, Ohio.



OL QASIM MITCHELL 61

YEAR W/ BROWNS: 2ND

BIRTHDATE: DEC. 3, 1979

YEAR IN NFL: 2ND

ACQUIRED: FA - '02

HEIGHT: 6-6

COLLEGE: NORTH CAROLINA A&T

WEIGHT: 355

GAMES PLAYED/STARTED: 2002 (0/0).


CAREER GAMES: 0 games, 0 starts.

CAREER TRANSACTIONS: Signed as an undrafted rookie free agent by the Cleveland Browns on April 26, 2002.

SEASONAL REVIEWS

2002: Rookie offensive lineman was placed on Injured Reserve on Aug. 27 with a lung injury.

COLLEGE: Started in all 35 contests on the offensive line during his three seasons at North Carolina A&T...In 2001, he recorded 62 pancake knockdowns and graded out at 79 percent...Was named to the All-Mid-Eastern Athletic Conference first team following his senior season...Was also selected as the conference's Lineman of the Year...A Sheridan Broadcasting Network Black College All-America selection as a senior...Born Dec. 3, 1979 in Jacksonville, N.C.



TE ROD MONROE 48

YEAR W/ BROWNS: 4TH

BIRTHDATE: JULY 31, 1976

YEAR IN NFL: 4TH

ACQUIRED: FA - '01

HEIGHT: 6-5

COLLEGE: CINCINNATI

WEIGHT: 265

GAMES PLAYED/STARTED: 1998 (0/0); 1999 (2/0); 2000 (0/0); 2001 (7/3); 2002 (0/0).

CAREER GAMES: 9 games, 3 starts.

POSTSEASON GAMES: 0 games, 0 starts.

CAREER TRANSACTIONS: Originally a seventh-round draft choice by the Dallas Cowboys, 237th overall, in the 1998 NFL Draft...Waived by Dallas on Aug. 24, 1998...Signed to the Atlanta Falcons practice squad on Sept. 1, 1998...Signed to the Atlanta active roster on Dec. 15, 1998...Waived by Atlanta on Aug. 21, 2000...Claimed by the Jacksonville Jaguars off waivers on Aug. 22, 2000...Waived by Jacksonville on Aug. 27, 2000...Signed by Jacksonville to practice squad on Aug. 28, 2000...Waived by Jacksonville on Sept. 5, 2000...Signed by the Miami Dolphins to practice squad on Sept. 26, 2000...Waived by Miami on Oct. 3, 2000...Signed by Miami to practice squad on

ADD MONROE CONTINUED...

Oct. 4, 2000...Waived by Miami on Oct. 10, 2000...Signed by the Cleveland Browns to practice squad on Dec. 6, 2000...In 2001, allocated by Cleveland to Frankfurt as part of NFL Europe...Released by Cleveland on Sept. 2, 2001...Signed by Cleveland as a free agent on Oct. 10, 2001.

2002: Suffered a leg injury during training camp, which forced him to miss the entire season as he was placed on Injured Reserve on Aug. 5.

2001: In his second season with the Browns, participated in NFL Europe and began training camp with Cleveland...Was released by the Browns during training camp and rejoined the team on Oct. 9 after an injury to starting tight end Rickey Dudley...Appeared in 7 games at tight end, H-back and special teams and started the final three contests at H-back after injuries continued to decimate Cleveland's roster...Listed as inactive for his first five games with Cleveland before making his Browns debut at tight end vs. Cincinnati on Nov. 25...Participated in NFL Europe with Frankfurt ranked third on the club with 23 receptions for 362 yards (15.7 avg.) including 2 TDs.

2000: Began the season with the Atlanta Falcons in training camp...Signed by Jacksonville to the practice squad for the first week of the regular season before being released and joining the Miami Dolphins' practice squad for two weeks...Waived by Miami on Oct. 10 and then signed by Cleveland to the practice squad for the final two weeks of the regular season.

1999: Played in two games for Atlanta when starter O.J. Santiago was out with a shoulder injury and was placed on the inactive list for 14 games...Caught 1 pass for 8 yards...Saw his first pro action vs. New Orleans on Dec. 5 in short yardage situations...Caught his first pro pass for 8 yards in the first quarter one week later at San Francisco on Dec. 12.

1998: After spending the first 15 weeks on the Atlanta Falcons practice squad, was elevated to the active roster when FB Bob Christian was lost for the season at New Orleans on Dec. 13...Brian Kozlowski was moved to full-time FB and Monroe served as back-up...Placed on inactive list for the final two games of the regular season plus playoffs, including Super Bowl XXXIII.

COLLEGE: Joined Cincinnati football team as a walk-on during fall drills his senior year and went on to play in every game, starting the final four contests...Played his first two seasons for the Bearcats' nationally ranked basketball team...Finished one year football career with 2 receptions for 33 yards and 30 knockdown blocks in 1997...First career catch was good for 24-yard gain against Houston...Delivered a key block to spring QB Chad Plummer for a 61-yard scoring run and then hauled in a 9-yard TD pass from Plummer to give the Bearcats a 34-31 double-overtime win against Miami (Ohio)...Closed out his brief collegiate career with 2 catches for 26 yards in a 35-19 win over Utah State in the Humanitarian Bowl.

PERSONAL: Single...Two-year letterman and reserve small forward on Bob Huggins' Cincinnati basketball team from 1995-97...Saw action in 66 of 67 games, including four starts...Averaged 3.9 points per game and 2.7 rebounds...Helped the Bearcats post a 28-5 record in 1995-96, capturing the Conference USA title en route to NCAA tournament...Bearcats reached the Elite Eight before falling to Mississippi State...Cincinnati went 28-6 the following year and finished the season ranked 10th in the final AP poll...Transferred to Cincinnati after two seasons of basketball at McLennan (Texas) Junior College...Criminal justice major...One of 11 children (seven brothers and three sisters)...Lettered in football and basketball at Hearne (Texas) High School...Born on July 30, 1975.

FUN FACTS

- Joined University of Cincinnati football team as a walk-on during his senior year.
- Two-year letterman and reserve small forward on Bob Huggins' Cincinnati basketball team from 1995-97.
- One of 11 children growing up in Hearne, Texas.

MONROE'S SINGLE-GAME CAREER HIGHS

RECEPTIONS: 1 at San Francisco 12/12/99

RECEIVING YARDS: 8 at San Francisco 12/12/99

LONG RECEPTION: 8 at San Francisco 12/12/99

ROD MONROE CONTINUED...

MONROE'S RECEIVING STATISTICS

YEAR	NO.	YDS.	AVG.	LONG	TD
1998 (Atl.)	0	0	0.0	0	0
1999 (Atl.)	1	8	8.0	8	0
2000 (Cle.)	0	0	0.0	0	0
2001 (Cle.)	0	0	0.0	0	0
2002 (Cle.)	Injured Reserve				
CAREER	1	8	8.0	8	0



DB JASON MOORE 27

YEAR W/ BROWNS: **1ST**

BIRTHDATE: **JAN. 15, 1976**

YEAR IN NFL: **4TH**

ACQUIRED: **W (S.F.) - '03**

HEIGHT: **5-10**

COLLEGE: **SAN DIEGO STATE**

WEIGHT: **205**

GAMES PLAYED/STARTED: 1999 (6/0); 2000 (8/0); 2001 (0/0); 2002 (9/0).

CAREER GAMES: 23 games, 0 starts.

POSTSEASON GAMES: 0 games, 0 starts.

CAREER TRANSACTIONS: Originally signed by Cincinnati as an undrafted rookie free agent on April 19, 1998...Waived by Cincinnati on Aug. 24, 1998...Signed by Denver as a free agent on March 12, 1999...Waived by Denver on Aug. 31, 1999...Signed by Denver to the practice squad on Sept. 14, 1999...Signed by Denver to the active roster on Nov. 18, 1999...Waived by Denver on Aug. 27, 2000...Signed by Green Bay to the practice squad on Sept. 6, 2000...Signed by Green Bay to the active roster on Sept. 16, 2000...Waived by Green Bay on Sept. 30, 2000...Signed by Green Bay to the practice squad on Oct. 3, 2000...Signed by Green Bay to the active roster on Oct. 5, 2000...Waived by Green Bay on Oct. 9, 2000...Claimed by San Francisco via waivers on Oct. 10, 2000...Waived by San Francisco on Nov. 14, 2000...Signed by San Francisco to the practice squad on Nov. 16, 2000...Signed by San Francisco to the active roster on Dec. 22, 2000...Waived by San Francisco on March 21, 2001...Signed by Miami as a free agent on July 29, 2002...Waived by Miami on Sept. 2, 2002...Signed by San Francisco as a free agent on Sept. 17, 2002...Waived by San Francisco on Nov. 5, 2002...Signed by San Francisco as a free agent on Nov. 27, 2002...Waived by San Francisco on Jan. 8, 2003...Claimed by Cleveland via waivers on Jan. 27, 2003.

CAREER HIGHLIGHTS: Established a career-high 3 tackles at Green Bay on Dec. 15, 2002.

SEASONAL REVIEWS

2002: Established career highs by appearing in 9 games with San Francisco with 5 tackles and 1 PBU...Originally signed by Miami as a free agent on July 29 after being out of football for one year and was waived at the end of training camp...Signed by San Francisco as a free agent on Sept. 17...Appeared in 9 games with the 49ers and recorded a career-high 5 tackles, including 4 solo and 1 PBU as he saw his most extensive action of his career at safety...Also added 6 special teams tackles...Inactive vs. Washington on Sept. 22...Played on special teams vs. St. Louis on Oct. 6...Inactive at Seattle on Nov. 14...Recorded 2 special teams tackles at New Orleans on Oct. 20 and 2 special teams tackles vs. Arizona on Oct. 27...Saw action at safety and on special teams at Oakland on

FUN FACTS

- Entered the NFL as an undrafted rookie out of San Diego State.
- Journeyman defensive back has been waived 10 times during his NFL career and is currently with his sixth NFL team in four years.

JASON MOORE CONTINUED...

Nov. 3 and was credited with a special teams fumble recovery...Waived by the 49ers on Nov. 5 and signed by San Francisco on Nov. 27...Saw action on special teams vs. Seattle on Dec. 1 and posted 1 tackle at Dallas on Dec. 8...Added 3 tackles, including 2 solo vs. Green Bay on Dec. 15 and also 1 special teams tackle...Had 1 special teams tackle at Arizona on Dec. 21...Recorded 1 solo tackle and 1 PBU at St. Louis on Dec. 30...Listed as inactive in the NFC Wild Card Game vs. N.Y. Giants on Jan. 5...Waived by San Francisco on Jan. 9.

2001: Did not play.

2000: Began the year with Denver and was waived at the conclusion of training camp...Signed by Green Bay to the practice squad on Sept. 6 and then to the active roster on Sept. 16...Appeared in three games with the Packers and had 2 special teams tackles...Recorded 1 special teams tackle vs. Philadelphia on Sept. 17...Also recorded 1 special teams tackle at Detroit on Oct. 8...Waived by Green Bay and claimed by San Francisco on Oct. 10...Appeared in five games with San Francisco and totaled 7 special teams tackles...Assisted on 1 special teams tackle at Green Bay on Oct. 15...Recorded 2 special teams tackles at Carolina on Oct. 22 and vs. St. Louis on Oct. 29...Assisted on 1 special teams tackle at New Orleans on Nov. 5...Inactive vs. Kansas City on Nov. 12...Waived by San Francisco on Nov. 14 and signed to the 49ers practice squad on Nov. 16...Added to the active roster on Dec. 22 and was credited with 1 special teams tackle at Denver on Dec. 23.

1999: Originally signed by Cincinnati as an undrafted rookie free agent and was waived by the Bengals at the end of training camp...Signed by Denver to the practice squad on Sept. 14 and then was added to the active roster on Nov. 18...Played in six games for the Broncos and recorded 8 special teams tackles...Had one special teams tackle vs. Oakland on Nov. 22...Recorded 2 special teams tackles vs. Kansas City on Dec. 5, vs. Seattle on Dec. 19 and at Detroit on Dec. 25.

COLLEGE: Four-year starter at San Diego State where he posted 13 career interceptions and 328 tackles...Saw time at free safety and cornerback...Posted 110 tackles, 66 solo and 2 interceptions as senior...Earned second-team all-WAC honors as junior, after posting five interceptions and 92 tackles...Majored in criminal justice.

PERSONAL: Born Jason Dwayne Moore (1-15-76) in San Bernadino, CA...Attended Pacific (San Bernadino) High...He and his wife, Josetta, have one daughter, Jordyn Marie, and one son...Family resides in Aurora, CO.

MOORE'S SINGLE-GAME CAREER HIGHS

TACKLES: 3 at Green Bay 12/15/02

MOORE'S CAREER DEFENSIVE STATISTICS

YEAR	TACKLES			SACKS NO./YDS.	INT'S NO./YDS.	PBU	FUMBLES REC./FOR.	ST TACKLES
	TOTAL	SOLO	ASST.					
1999 (Den)	0	0	0	0/0	0/0	0	0/0	8
2000 (G.B./S.F.)	0	0	0	0/0	0/0	0	0/0	9
2001	Did Not Play							
2002 (S.F.)	5	4	1	0/0	0/0	1	0/0	6
CAREER	5	4	1	0/0	0/0	1	0/0	23



WR QUINCY MORGAN 81

YEAR W/ BROWNS: 3RD

BIRTHDATE: SEPT. 23, 1977

YEAR IN NFL: 3RD

ACQUIRED: D (2) - '01

HEIGHT: 6-1

COLLEGE: KANSAS STATE

WEIGHT: 210

GAMES PLAYED/STARTED: 2001 (16/10); 2002 (16/16, 1/1).

CAREER GAMES: 32 games, 26 starts.

POSTSEASON GAMES: 1 game, 1 start.

CAREER TRANSACTIONS: Selected by the Cleveland Browns in the second round, 33rd overall, in the 2001 NFL Draft.

CAREER HIGHLIGHTS: Established career-highs in 2002 with 56 receptions, 964 yards and 7 TDs...Had a career-high 9 receptions for 151 yards and 2 TDs vs. Kansas City on Sept. 8, 2002... Grabbed a 'Hail Mary' 50-yard TD reception from Tim Couch as time expired at Jacksonville on Dec. 8, 2002 in a Browns 21-20 win...Recorded his first career TD reception vs. Detroit on Sept. 23, 2001 with a 36-yard reception.

SEASONAL REVIEWS

2002: Showed tremendous strides in his second season with the Browns as he started all 16 regular season games and led the team with 964 receiving yards, 7 TD receptions and ranked 3rd with a career-high 56 receptions...Established himself as a playmaker as he led the team with 17 plays of 20 yards or more and 9 plays of 30 yards or more...Had a career-high 9 receptions and 151 yards and 2 TDs vs. Kansas City on Sept. 8...Recorded his second career 100-yard receiving game with 3 receptions for 118 yards at Jacksonville on Dec. 8, including a 50-yard 'Hail Mary' TD reception as time expired in a Browns 21-20 win...Ranked 2nd in the NFL (McNight, Miami, 18.2) with 17.2 average yards per catch, the most by a Brown since Derrick Alexander had 17.3 avg. in 1994 (min. 10 receptions)...Matched a career-high 78-yard reception for a TD from Tim Couch on the first play from scrimmage vs. Indianapolis on Dec. 15...**Game 1 vs. Kansas City 9/8:** Started at wide receiver and recorded career-highs with 9-151-2 (16.8 avg.) receiving...In the 2nd quarter WR Kevin Johnson ran a reverse and completed a 33-yard TD pass to Morgan to give the Browns a 20-14 lead...Had 2 receptions for 15 yards in the Browns 14-play, 80-yard (7:51) drive, which ended in a WR Andre' Davis 4-yard TD reception to give the Browns a 27-14 lead...In the 4th quarter added a 44-yard TD reception from QB Kelly Holcomb with 5:52 remaining in regulation to give the Browns a 36-31 lead...Was 6-101-1 receiving in the 2nd half...Six of his nine receptions were for first downs...**Game 2 vs. Cincinnati 9/15:** Started at wide receiver and recorded 2 receptions for 42 yards (21.0 avg.), including a long of 31 yards...On the first offensive play of the game added a 31-yard reception on the Browns 6-play, 52-yard (2:01) scoring drive which ended with a K Phil Dawson 52-yard FG...Added an 11-yard reception in the 3rd quarter...Both receptions were for first downs...**Game 3 at Tennessee 9/22:** Started at WR and was 5-40 (8.0 avg.) receiving with a long of 17 yards...Had a key 17-yard reception in the 4th quarter on a 3rd and 9 play out to the Tennessee 23-yard line and the drive ended with a WR Andre' Davis 12-yard TD reception to cut the Titans lead to 28-21...Also had a clutch 10-yard reception on the game-winning drive on a 3rd and 5 play to the Cleveland 35-yard line as the drive ended with a K Phil Dawson 33-yard game-winning FG...**Game 4 at Pittsburgh 9/29:** Started at wide receiver and had no receptions...**Game 5 vs. Baltimore 10/6:** Started at wide receiver with 5 receptions for 68 yards (13.6 avg.), including a long of 22

FUN FACTS

- Only the second player at Kansas State to gain over 1,000 yards receiving in a season.
- Helped Blinn (Brenham, Texas) Community College to the 1996 junior college national championship.
- Enrolled at Kansas City (Kan.) Community College in 1998 before transferring to Kansas State one semester later.

yards...**Game 6 at Tampa Bay 10/13:** Started at wide receiver and was 2-16 (8.0 avg.), including a long of 11 yards...Added one rush for no yards...Also played on special teams...**Game 7 vs. Houston 10/20:** Started at wide receiver and led the club with 7 receptions for 81 yards (11.6 avg.), including a 25-yard TD reception from Tim Couch...Opened the 2nd half with three consecutive receptions for 23, 5 and 7 yards respectively on the Browns 7-play, 36-yard (3:04) drive which ended with a K Phil Dawson 35-yard FG...Added his 3rd TD of the year with a 25-yard TD reception in the 3rd quarter to give the Browns the 24-17 lead...**Game 8 at N.Y. Jets 10/27:** Started at wide receiver and was 4-40 (10.0 avg.) receiving with a long of 19 yards...Added a 19-yard reception in the 2nd quarter on the Browns 7-play, 41-yard (3:39) drive which ended with a Phil Dawson 26-yard FG...**Game 9 vs. Pittsburgh 11/3:** Started at wide receiver and led the club with 4-98 (24.5 avg.) receiving, including a 31-yard TD reception in the 4th quarter...In the 2nd quarter connected with Tim Couch on a season-high 63-yard completion down to the Pittsburgh 7-yard line and the drive ended with a 1-yard TD pass to TE Steve Heiden...In the 4th quarter capped an 8-play, 73-yard (2:20) drive with a 31-yard TD pass from Couch to cut the Pittsburgh lead to 23-20...**Game 10 at Cincinnati 11/17:** Started at wide receiver and was 5-81 (16.2 avg.) receiving, including a long of 26 yards...Had 2 receptions for 22 yards, including a 17-yard pass to the Bengals 40-yard line on the Browns 12-play, 80-yard (6:44) TD drive as the Browns opened a 14-7 lead...In the 3rd quarter had 2 receptions for 35 yards, including a key 26-yard and 9-yard reception both for first downs, on the Browns 10-play, 65-yard (6:28) TD drive as the Browns opened a 24-17 lead...4 of his 5 receptions were for first downs...Added 1 rush for 11 yards...**Game 11 at New Orleans 11/24:** Started at wide receiver and was 2-57 (28.5 avg.) receiving, including a game-high 46-yard reception...In the 1st quarter connected with Couch on a 46-yard pass to the New Orleans 28-yard line on the Browns 9-play, 85-yard (5:17) TD drive which was capped by RB William Green 1-yard TD run...Both receptions were for first downs...**Game 12 vs. Carolina 12/1:** Started at wide receiver with no receptions...**Game 13 at Jacksonville 12/8:** Started at wide receiver and was 3-118 receiving (39.3 avg.) with 2 TDs, including the game ending 'Hail Mary' 50-yard TD reception from Tim Couch for the 21-20 victory...In the 3rd quarter added a 60-yard TD strike from Couch to tie the game, 14-14...Trailing 20-14, added a 50-yard TD pass from Couch as time expired, as Morgan fought Jaguars DB Fernando Bryant for possession of the ball in the endzone to tie the game, 20-20, and K Phil Dawson's PAT gave the Browns the 21-20 victory...All 3 receptions were for first downs...His 2 TDs matched a career high...**Game 14 vs. Indianapolis 12/15:** Started at wide receiver and was 3-90 (30.0 avg.) with 1 TD...On the first play from scrimmage connected with Tim Couch for a 78-yard TD pass to give the Browns an early 6-0 lead...**Game 15 at Baltimore 12/22:** Started at wide receiver and was 3-50 (16.7 avg.) receiving, including a long of 17 yards...On the Browns opening possession of the game had 2 key receptions, including a 17-yard play and a 16-yard reception on 4th and 7 down to the Baltimore 17-yard line, as the 15-play, 82-yard (7:31) drive was capped by RB Jamel White's 3-yard TD run and an early 7-0 lead...Late in the 4th quarter added a 17-yard reception to the Cleveland 45-yard line on the 8-play, 92-yard (1:49) TD drive which ended with a TE Mark Campbell 1-yard TD reception and a 14-13 lead...All 3 receptions were for first downs...**Game 16 vs. Atlanta 12/29:** Started at wide receiver with 2 receptions for 32 yards (16.0 avg.), including a long of 24 yards...**AFC Wild Card Game at Pittsburgh 1/5:** Started at wide receiver and had 2 receptions for 30 yards (15.0 avg.), including a long of 15 yards...Both receptions were for first downs.

2001: Appeared in all 16 regular-season games in his rookie season, including 10 starts and ranked third on the club with 30 receptions and second with 432 yards (14.4 avg.) and 2 TDs...Added TD receptions vs. Detroit on Sept. 23 and vs. Baltimore on Oct. 21...Caught a pass in 14 of 16 contests...Had a career-high 5 receptions vs. Cincinnati on Nov. 25 for 40 yards...Had a career-high 78-yard reception at Tennessee on Dec. 30...Also contributed on special teams with 7 kickoff returns for 175 yards (25.0 avg.), including a long of 51 yards...In the opener vs. Seattle on Sept. 9 had 3 receptions for 46 yards...Added 2 receptions for 38 yards and his first career TD reception on a 34-yard strike from Tim Couch vs. Detroit on Sept. 23...Started at wide receiver at Jacksonville on Sept. 30 and had 2 receptions for 32 yards...Started vs. San Diego on Oct. 7 with 2 receptions for 26 yards and also started at Cincinnati on Oct. 14 with 1 grab for 6 yards...Recorded his second TD reception vs. Baltimore on Oct. 21 with a 36-yard strike from Couch...Started at

QUINCY MORGAN CONTINUED...

Chicago on Nov. 4 with 1 reception for 28 yards and added 3 receptions for 28 yards vs. Pittsburgh on Nov. 11...Had 2 receptions for 15 yards at Baltimore on Nov. 18 and also added 2 kickoff returns for 71 yards, including a career-long 51 yarder...Had a season-high 5 receptions for 40 yards vs. Cincinnati on Nov. 25 and added 3 receptions for 43 yards vs. Tennessee on Dec. 2...Played wide receiver with no receptions at New England on Dec. 9 and started vs. Jacksonville on Dec. 16 with 2 receptions for 2 yards...Started at Green Bay on Dec. 23 with 2 grabs for 14 yards and added a season-high 78-yard reception at Tennessee on Dec. 30...In the regular season finale had 1 rush for 23 yards.

COLLEGE: Two-year starter who led or tied for the team lead in receptions in 21 of 24 regular-season games he played in for Kansas State...One of only seven players in school history to catch over 100 passes and one of only four to gain over 2,000 yards receiving in a career...Only player in KSU annals to gain over 1,000 yards receiving in a season twice in a career...In just two seasons, he managed to grab 106 passes for 2,173 yards and 23 TDs...His 106 catches rank sixth on the school's career-record list...Only Michael Smith (2,457, 1988-91) and Kevin Lockett (3,032, 1993-96) gained more yards receiving in a career at Kansas State...His average of 20.5 yards per catch set a new school career-record...His eight 100-yard performances are one shy of Smith's KSU all-time record of nine...His 23 TDs are topped only by Lockett's 26 in school history...As a senior, named All-America first team choice by *Football News*, adding second team accolades from The NFL Draft Report and third team honors from *The Sporting News*...Unanimous All-Big 12 Conference first team selection...Semifinalist for the Fred Biletnikoff Award, given annually to the nation's top receiver...Hauled in 64 passes for 1,166 yards (18.2 avg) and 14 TDs, breaking the previous school season-records of 1,092 yards by Darnell McDonald in 1998 and 13 TDs by Kevin Lockett in 1995...His 64 catches rank fifth on KSU's season record chart... Added 160 yards on 7 kickoff returns (22.9 avg.) and 11 yards on 3 carries (3.7 avg.)... Ranked second on the team with an average of 102.8 all-purpose yards per game...Consensus All-Big 12 Conference first team selection as a junior...Started every game, except vs. Kansas...Became only the second player in school history to gain over 1,000 yards receiving in a season as he led the team with 42 receptions for 1,007 yards and 9 TDs...His average of 24.0 yards per catch set a school season record, breaking the previous mark of 21.1 yards by Aaron Lockett in 1998...Added 44 yards on 3 kickoff returns (14.7 avg) and recorded 1 solo tackle...Redshirted in 1998...Enrolled at Kansas City (Kan.) Community College during spring 1998 semester where he ran track in his first year before enrolling at Kansas State in the fall...In junior college listed as one of the top 50 junior college prospects, and one of the top four wide receivers, by Super Prep at Blinn (Brenham, Texas) Community College...Honorable mention All-America by J.C. Grid-Wire...Had nearly 60 receptions for more than 1,000 yards at Blinn (1996-97) while helping the team to the 1996 junior college national championship with former Wildcat teammate Michael Bishop...Had 38 catches for 645 yards and 8 TDs in 1997.

PERSONAL: Participates in various Cleveland area charitable events, including the Taste of the NFL to benefit the Cleveland Foodbank, the Special Olympics and donated his time for a toy drive to benefit inner city youth...In high school, lettered three times in football at South Garland (Texas) High...Earned all-conference, all-state and All-America honors as a senior... All-state pick as a junior by the *Dallas Morning News*...Team's MVP in his senior year...Social science major...Son of Jacqueline Morgan and Kevin Henry...Born Sept. 23, 1977...Resides in Garland, Texas.

MORGAN'S RECEIVING SINGLE-GAME CAREER HIGHS

RECEPTIONS: 9 vs. Kansas City 9/8/02

RECEIVING YARDS: 151 vs. Kansas City 9/8/02

RECEIVING TD'S: 2 vs. Kansas City 9/8/02; at Jacksonville 12/8/02

LONG RECEPTION: 78 at Tennessee 12/30/01; 78t vs. Indianapolis 12/15/02

KICKOFF RETURNS: 2 at Baltimore 11/18/01; at New England 12/9/01

KICKOFF RETURN YARDS: 71 at Baltimore 11/18/01

LONGEST KICKOFF RETURN: 51 at Baltimore 11/18/01

TD'S KICKOFF RETURNS: 0

QUINCY MORGAN CONTINUED...

MORGAN'S CAREER RECEIVING STATISTICS

YEAR	REC.	YARDS	AVERAGE	LONG	TD
2001 (Cle.)	30	432	14.4	78	2
2002 (Cle.)	56	964	17.2	78t	7
CAREER	86	1,396	16.2	78T	9

MORGAN'S CAREER POSTSEASON RECEIVING STATISTICS

YEAR	NO.	YDS.	AVG.	LONG	TD
2002 (Cle.)	2	30	15.0	15	0
CAREER	2	30	15.0	15	0

MORGAN'S CAREER SPECIAL TEAMS STATISTICS

YEAR	PUNT RETURNS						KICKOFF RETURNS						ST
	RET.	FC	YDS.	AVG.	LG.	TD	RET.	FC	YDS.	AVG.	LG.	TD	TACKLES
2001 (Cle.)	0	0	0	0.0	0	0	7	0	175	25.0	51	0	0
2002 (Cle.)	0	0	0	0.0	0	0	0	0	0	0.0	0	0	0
CAREER	0	0	0	0.0	0	0	7	0	175	25.0	51	0	0

MORGAN'S CAREER 100-YARD RECEIVING GAMES (2)

151 vs. Kansas City 9/8/02 (9-151-2)

118 at Jacksonville 12/8/02 (3-118-2)

MORGAN'S 2002 OFFENSIVE STATISTICS

DATE	OPP.	RECEIVING						RUSHING					
		NO.	YDS.	AVG.	LG.	TD	NO.	YDS.	AVG.	LG.	TD		
9/8	K.C.	9	151	16.8	44t	2	0	0	0.0	0	0		
9/15	Cin.	2	42	21.0	31	0	0	0	0.0	0	0		
9/22	@ Ten.	5	40	8.0	17	0	0	0	0.0	0	0		
9/29	@ Pitt.	0	0	0.0	0	0	0	0	0.0	0	0		
10/6	Balt.	5	68	13.6	22	0	1	-4	-4.0	0	0		
10/13	@ T.B.	2	16	8.0	11	0	1	0	0.0	0	0		
10/20	Hou.	7	81	11.6	25t	1	0	0	0.0	0	0		
10/27	@ NYJ	4	40	10.0	19	0	0	0	0.0	0	0		
11/3	Pitt.	4	98	24.5	63	1	0	0	0.0	0	0		
11/17	@ Cin.	5	81	16.2	26	0	1	11	11.0	11	0		
11/24	@ N.O.	2	57	28.5	46	0	0	0	0.0	0	0		
12/1	Car.	0	0	0.0	0	0	0	0	0.0	0	0		
12/8	@ Jack.	3	118	39.3	60t	2	0	0	0.0	0	0		
12/15	Ind.	3	90	30.0	78t	1	0	0	0.0	0	0		
12/22	@ Balt.	3	50	16.7	17	0	0	0	0.0	0	0		
12/29	Atl.	2	32	16.0	24	0	0	0	0.0	0	0		
TOTALS	16 GM	56	964	17.2	78T	7	3	7	2.3	11	0		

MORGAN'S 2002 POSTSEASON OFFENSIVE STATISTICS

DATE	OPP.	RECEIVING						RUSHING					
		NO.	YDS.	AVG.	LG.	TD	NO.	YDS.	AVG.	LG.	TD		
1/5	@ Pitt.	2	30	15.0	15	0	0	0	0.0	0	0		
TOTALS	1 GM	2	30	15.0	15	0	0	0	0.0	0	0		

QUINCY MORGAN CONTINUED...

MORGAN'S 2001 OFFENSIVE STATISTICS

DATE	OPP.	NO.	RECEIVING				RUSHING				
			YDS.	AVG.	LG.	TD	NO.	YDS.	AVG.	LG.	TD
9/3	vs. Sea.	3	46	15.3	31	0	0	0	0.0	0	0
9/23	vs. Det.	2	38	19.0	34t	1	0	0	0.0	0	0
9/30	@ Jac.	2	32	16.0	22	0	0	0	0.0	0	0
10/7	vs. S.D.	2	26	13.0	21	0	1	5	5.0	5	0
10/14	@ Cin.	1	6	6.0	6	0	0	0	0.0	0	0
10/21	vs. Bal.	1	36	36.0	36t	1	0	0	0.0	0	0
11/4	@ Chi.	1	28	28.0	28	0	0	0	0.0	0	0
11/11	vs. Pit.	3	28	9.3	12	0	0	0	0.0	0	0
11/18	@ Bal.	2	15	7.5	11	0	0	0	0.0	0	0
11/25	vs. Cin.	5	40	8.0	24	0	0	0	0.0	0	0
12/2	vs. Ten.	3	43	14.3	22	0	0	0	0.0	0	0
12/9	@ N.E.	0	0	0.0	0	0	0	0	0.0	0	0
12/16	vs. Jac.	2	2	1.0	4	0	0	0	0.0	0	0
12/23	@ G.B.	2	14	7.0	9	0	0	0	0.0	0	0
12/30	@ Ten.	1	78	78.0	78	0	0	0	0.0	0	0
1/6	@ Pit.	0	0	0.0	0	0	1	23	23.0	23	0
TOTALS		30	432	14.4	78	2	2	28	14.0	23	0

MORGAN'S 2001 SPECIAL TEAMS STATISTICS

DATE	OPP.	NO.	PUNT RETURNS				KICKOFF RETURNS				
			YDS.	AVG.	LG.	TD	NO.	YDS.	AVG.	LG.	TD
9/9	vs. Sea.	0	0	0.0	0	0	0	0	0.0	0	0
9/23	vs. Det.	0	0	0.0	0	0	0	0	0.0	0	0
9/30	@ Jac.	0	0	0.0	0	0	0	0	0.0	0	0
10/7	vs. S.D.	0	0	0.0	0	0	0	0	0.0	0	0
10/14	@ Cin.	0	0	0.0	0	0	0	0	0.0	0	0
10/21	vs. Bal.	0	0	0.0	0	0	0	0	0.0	0	0
11/4	@ Chi.	0	0	0.0	0	0	0	0	0.0	0	0
11/11	vs. Pit.	0	0	0.0	0	0	0	0	0.0	0	0
11/18	@ Bal.	0	0	0.0	0	0	2	71	35.5	51	0
11/25	vs. Cin.	0	0	0.0	0	0	1	18	18.0	18	0
12/2	vs. Ten.	0	0	0.0	0	0	1	17	17.0	17	0
12/9	@ N.E.	0	0	0.0	0	0	2	49	24.5	29	0
12/16	vs. Jac.	0	0	0.0	0	0	0	0	0.0	0	0
12/23	@ G.B.	0	0	0.0	0	0	1	20	20.0	20	0
12/30	@ Ten.	0	0	0.0	0	0	0	0	0.0	0	0
1/6	@ Pit.	0	0	0.0	0	0	0	0	0.0	0	0
TOTALS		0	0	0.0	0	0	7	175	25.0	51	0

PLAYERS
VETERANS



TE CHAD MUSTARD 65

YEAR W/ BROWNS: 2ND

BIRTHDATE: OCT. 8, 1977

YEAR IN NFL: 1ST

ACQUIRED: FA - '02

HEIGHT: 6-6

COLLEGE: NORTH DAKOTA

WEIGHT: 288

GAMES PLAYED/STARTED: 2002: (0/0).

CAREER GAMES: 0 games, 0 starts.

CAREER TRANSACTIONS: Signed by Cleveland to the practice squad on Dec. 4, 2002.

SEASONAL REVIEWS

2002: Played with the Omaha Beef of the National Indoor Football League and started 13 games, 10 at wide receiver and 3 at guard...Had 25 receptions for 246 yards and 12 TDs... Signed to the Cleveland practice squad on Dec. 4 and spent the final four weeks of the regular season on the practice squad.

COLLEGE: Went to the University of North Dakota on a basketball scholarship and played in 112 career games scoring 1,568 points and 741 rebounds...Finished career eighth on UND's all-time scoring list with 1,568 points...As a senior led North Dakota to a 23-8 record and Division II playoff appearance and earned NABC/Oldsobile 3rd Team All-American honors...Also named All-North Central Conference, district and regional honors for the second time...Following completion of his senior year on the basketball team, joined the North Dakota football team for two seasons...In 2000 played in all 11 games as a backup tight end and had 8 receptions for 146 yards and 1 TD...In 2001 played in 11 of 15 games at tight end and added 3 receptions for 90 yards in the playoffs, including a 62-yard TD reception against Pittsburgh State in the NCAA Division II quarterfinals...Member of the 2001 Division II National Championship Team as North Dakota defeated Grand Valley State, 17-14.

PERSONAL: Graduated from Scotus Central Catholic High School (NE) and was a three-sport athlete in football, basketball and track.

FUN FACTS

- Member of the University of North Dakota 2001 Division II National Championship team.
- Attended North Dakota on a basketball scholarship.



WR DENNIS NORTHCUTT 86

YEAR W/ BROWNS: 4TH

BIRTHDATE: DEC. 22, 1977

YEAR IN NFL: 4TH

ACQUIRED: D (2) - '00

HEIGHT: 5-11

COLLEGE: ARIZONA

WEIGHT: 175

GAMES PLAYED/STARTED: 2000 (15/8); 2001 (11/7); 2002 (13/0, 1/0).

CAREER GAMES: 39 games, 15 starts.

POSTSEASON GAMES: 1 game, 0 starts.

CAREER TRANSACTIONS: Selected by the Cleveland Browns in the second round, 32nd overall, in the 2000 NFL Draft.

CAREER HIGHLIGHTS: Had a career-year in 2002 as he led the Browns with 8 TDs on 38-601-5 receiving, 8-104-1 rushing and 25-367-2 on punt returns...Had a career-high 8 receptions for 165 yards and 2 TDs vs. Baltimore on Oct. 6, 2002...Had an 87-yard punt return for TD vs. Pittsburgh on Nov. 3, 2002 and a 74-yard punt return for TD at Tennessee on Sept. 22, 2002... Ranked fourth among NFL rookie receivers with 39 receptions for 422 yards in 2000.

SEASONAL REVIEWS

2002: Had a breakout season in 2002 as he appeared in 13 games and established himself as a playmaker as he led the Browns with 8 TDs (5 receiving, 2 punt returns, 1 rush)...Only the fifth player in team history with a TD via a reception, rush and kick return in the same season...Established career-highs in receiving

FUN FACTS

- Attended Dorsey (Los Angeles) High School, same school as Tampa Bay's Keyshawn Johnson and Green Bay's Na'il Diggs.
- Has a unique hobby of designing jewelry.
- Has used tae-kwan-do throughout his career to condition and is a black belt in kempo.

yards (601), receiving TDs (5), rushing yards (104), rushing TDs (1), punt return yards (367) and punt returns for TD (2)...Offensively had 38 receptions for 601 yards (15.8 avg.) and 5 TDs and 8 rushes for 104 yards (13.0 avg.) and 1 TD...31 of his 38 receptions were for first downs...Had a career-high 8 receptions for 165 yards (20.6 avg.) and 2 TDs vs. Baltimore on Oct. 6...Totaled 25 punt returns for 367 yards (14.7 avg.) and 2 TDs, including a 74-yard punt return for TD at Tennessee on Sept. 22 and an 87-yard punt return for TD vs. Pittsburgh on Nov. 3... Ranked 3rd in the NFL with a 14.7 avg. per punt return and his average is the 2nd highest in franchise history behind only Leroy Kelly (15.6 avg. in 1965)...Added his first career TD reception vs. Kansas City on Sept. 8 with a 43-yard TD pass from QB Kelly Holcomb...Made his impact early on in the season with a 74-yard punt return at Tennessee on Sept. 22 and also recovered an inside kick late in the 4th quarter and scored the game-tying TD with 12 seconds remaining as the Browns went on to a 31-28 OT victory...Added a 36-yard rushing TD at New Orleans on Nov. 24...Suffered a knee injury vs. Carolina on Dec. 1 and missed the next three contests...In the AFC Wild Card Game at Pittsburgh led the club with 6 receptions for 92 yards and 2 TDs...**Game 1 vs. Kansas City 9/8:** Recorded his first career TD reception in the 2nd quarter on a 43-yard pass from QB Kelly Holcomb to give the Browns the early 13-7 lead...His 43rd reception marked a career-high...Also played on special teams with a punt return for 23 yards...**Game 2 vs. Cincinnati 9/15:** Played wide receiver and also on special teams...Had a 2 punt returns for 20 yards (10.0 avg.), including a long of 17 yards...**Game 3 at Tennessee 9/22:** Played WR and was 3-24 (8.0 avg.) and 1 TD receiving and was 4-105 (26.3 avg.) and 1 TD on punt returns for a career-high 2 TDs in the come-from-behind OT win...Had an 8-yard TD reception from QB Tim Couch with 12 seconds remaining in the 4th quarter to send the game to OT...In the 3rd quarter raced 74 yards for his first career punt return for a TD to cut the Titans lead to 21-14...Made another key special teams play following the Browns TD with 2:35 remaining in the 4th quarter as he fielded an inside kick from K Phil Dawson recovered at the Tennessee 42-yard line and then capped the ensuing 9-play, 42-yard (2:23) drive with the 8-yard TD reception to send the game to OT...His 74-yard punt return was the first punt return for a TD by the Browns since 1995 (69-yard punt return, 10/2/95 Derrick Alexander)...His 105 punt return yards ranks 4th in franchise history...2 of his 3 receptions were for first downs...**Game 4 at Pittsburgh 9/29:** Played wide receiver and led the team with 4-38 (9.5 avg.) receiving...Had a key 6-yard reception on a 3rd and 6 play on the Browns 11-play, 50-yard (5:12) drive which resulted in a K Phil Dawson 28-yard FG and an early 3-0 lead in the 1st quarter...Added two clutch receptions on the Browns 4th quarter TD drive with a 15-yard reception to the Steelers 15-yard line and an 11-yard reception to the Pittsburgh 4-yard line and on the next play RB Jamel White ran for a 4-yard TD to give the Browns the 13-7 lead...3 of his 4 receptions were for first downs...Also played on special teams with 2 punt returns for 2 yards, with 1 FC...**Game 5 vs. Baltimore 10/6:** Played wide receiver and had a career-high 8 receptions for 165 yards (20.6 avg.) and 2 TDs...Had a key 43-yard reception from QB Tim Couch in the 3rd quarter on the Browns 7-play, 69-yard (3:46) drive to cut the Ravens lead to 23-8...Added a 17-yard TD reception from QB Kelly Holcomb to cap a 7-play, 98-yard (2:59) drive to reduce the Baltimore lead to 23-15...Also in the 4th quarter added his second TD of the game on a 17-yard pass from QB Holcomb to cut the lead to 26-21...Was 7-151-2 receiving in the 2nd half...6 of his 8 receptions were for first downs... Also had 3 punt returns for 24 yards (8.0 avg.) with a long of 12 yards...Had one rush for 7 yards...**Game 6 at Tampa Bay 10/13:** Played wide receiver and led the club with 74 yards receiving on 4-74 (18.5 avg.), including a long of 23 yards...All 4 of his receptions were for first downs...Also played on special teams and had 1 punt return for 30 yards...**Game 7 vs. Houston 10/20:** Played WR and had 3 receptions for 6 yards (2.0 avg.)...Had a key 7-yard reception in the 3rd quarter on a 4th and 4 play down to the Houston 25-yard line and on the next play Tim Couch connected with WR Quincy Morgan for a 25-yard TD reception to open a 24-17 lead...1 of his 3 receptions was for a first down...Also had 3 punt returns for 17 yards, including a long of 9 yards...**Game 8 at N.Y. Jets 10/27:** Played WR and was 3-63 (21.0 avg.) receiving including a long of 43 yards...Also connected with QB Tim Couch in the 3rd quarter on a 2-point conversion with a completed pass to tie the game, 21-21...In the 4th quarter added two key plays on the Browns 4th quarter game winning FG drive as Northcutt added a 13-yard rush on a lateral from Tim Couch and a 12-yard reception as K Phil Dawson capped the drive with a 35-yard FG and a 24-21 Browns lead...All 3 receptions were for first

DENNIS NORTHCU TT CONTINUED...

downs...Also played on special teams with 2 punt returns for 11 yards (5.5 avg.), including a long of 11 yards...**Game 9 vs. Pittsburgh 11/3:** In the first quarter raced 87 yards for a TD on a punt return to give the Browns an early 7-0 lead and it marked his 2nd punt return for a TD on the year...Played wide receiver with 2 receptions for 27 yards (13.5 avg.), including a long of 10 yards...Also had 10 yards on a lateral from Quincy Morgan in the 4th quarter...**Game 10 at Cincinnati 11/17:** Played wide receiver and led the club with 6 receptions for 71 yards (11.8 avg.), including a 13-yard TD pass...On the Browns opening drive of the first quarter was 2-14 receiving with both 7-yard completions coming on 3rd down plays as the Browns tied the game, 7-7, with a 9-play, 66-yard (4:23) TD drive...In the 3rd quarter capped a 10-play, 65-yard (6:28) drive with a 13-yard TD pass from Couch as the Browns opened a 24-17 lead...All 6 of his receptions were for first downs...Added 2 punt returns for 19 yards (9.5 avg.), including a long of 12 yards...**Game 11 at New Orleans 11/24:** Played wide receiver and was 3-68 (22.7 avg.) receiving and added a 36-yard rushing TD...Following a Saints fumbled punt in the 2nd quarter, two plays later Northcutt ran 36-yards for his first career rushing TD to open a 14-6 Browns lead...Became only the 5th player in franchise history to score a TD via rush, reception and return in the same season...Had a key 40-yard reception in the 3rd quarter down to the New Orleans 29-yard line on the Browns 6-play, 79-yard (3:34) TD drive as the Browns opened a 21-12 lead...Also had a clutch 20-yard reception in the 4th quarter down to the New Orleans 19-yard line on the Browns 13-play, 68-yard (6:49) FG drive capped by K Phil Dawson's 28-yard FG to open a 24-15 lead...All 3 receptions were for 1st downs...Added 1 punt return for no yards...**Game 12 vs. Carolina 12/1:** Played wide receiver with no receptions...Added a 34-yard run on a reverse from RB William Green...Left the game in the 2nd quarter with an injury (knee) and did not return...Had 2 punt returns for 21 yards (10.5 avg.), including a long of 17 yards...**Game 13 at Jacksonville 12/8:** Inactive due to injury (knee)...**Game 14 vs. Indianapolis 12/15:** Inactive due to injury (knee)...**Game 15 at Baltimore 12/22:** Inactive due to injury (knee)... **Game 16 vs. Atlanta 12/29:** Played wide receiver with 1 reception for 22 yards... Added 2 rushes for 10 yards (5.0 avg.)...Also played on special teams with 1 punt return for 8 yards...**AFC Wild Card Game at Pittsburgh 1/5:** Played wide receiver and led the club with 6 receptions and was second in receiving yards with 92 (15.3 avg.) and 2 TDs...In the 2nd quarter following a Steelers fumbled punt, connected with QB Kelly Holcomb on the next play for a 32-yard TD and an early 14-0 lead...On the first possession in the 2nd half, returned the Steelers punt 59 yards to the Pittsburgh 14-yard line and three plays later once again connected with Holcomb on a 15-yard TD pass to open a 24-7 lead...All 6 of his receptions were for first downs...Also had 2 punt returns for 70 yards (35.0 avg.), including a long of 59-yards...His 70 punt return yards marked the second most punt return yards in a postseason game (71, Leroy Kelly, 12/26/71 vs. Baltimore)...Had one rush for 5 yards.

2001: In his second season with the Browns, battled numerous injuries before settling into new offense and appeared in 11 games, including 7 starting assignments...Totaled 18 receptions for 211 yards (11.7 avg.) and 15 punt returns for 86 yards (5.7 avg.)... Added 3 rushes for 26 yards (8.7 avg.)...Suffered a clavicle injury during the summer prior to training camp and missed the first three preseason contests...In the final preseason contest at Carolina on Aug. 31, aggravated the same clavicle injury and was forced to miss the first three regular-season contests...Made his season debut vs. San Diego on Oct. 7 with 1 reception for 14 yards...Started at wide receiver vs. Baltimore on Oct. 21 with 1 reception for 11 yards...Started at Chicago on Nov. 4 with 2 receptions for 34 yards and 4 punt returns for 49 yards, including a season-high 32-yard return...Started at wide receiver vs. Pittsburgh on Nov. 11 and at Baltimore on Nov. 18 and had 5 receptions for 45 yards vs. the Ravens...Started at wide receiver vs. Cincinnati on Nov. 25 and added 1 reception for 13 yards and 1 rush for 9 yards...Established a season-high 6 receptions for 65 yards vs. Tennessee on Dec. 2...Started at New England on Dec. 9 with 2 receptions for 29 yards...Limited to special teams duty late in the season and did not play in the final two regular-season games.

2000: In his rookie season, ranked fourth among NFL rookie receivers with 39 receptions for 422 yards and appeared in 15 games, including eight starting assignments...Also handled punt return duties for the club with 27 returns for 289 yards (10.7 avg.)...Had one of the best games of rookie campaign with 5 receptions for a season-high 80 yards at Denver on Oct. 15, including a season-

DENNIS NORTHCUIT CONTINUED...

long 37-yard reception from QB Tim Couch...Made his first career start at wide receiver vs. Baltimore on Oct. 1 and caught 4 passes for 43 yards (10.8 avg.) receiving...Added 3 receptions for 67 yards (22.3 avg.) at Arizona on Oct. 8, as all 3 receptions were for first downs...Lined up under center vs. Philadelphia on Dec. 10 and had 7 rushing attempts for 37 yards and also recorded 5 receptions for 44 yards...Totaled 7 rushes vs. the Eagles (6 from shotgun set and 1 sweep) for 37 yards and marked the first time lining up in the backfield since high school...Recorded 4 punt returns on two occasions: at Oakland on Sept. 24 and vs. New England on Nov. 12...Recorded a season-high 47 punt return yards vs. Cincinnati on Oct. 29...Added a season-long 30-yard return vs. New England on Nov. 12.

COLLEGE: Holds 12 school records and ranks second on the Pac-10 Conference career-record lists with 223 receptions for 3,252 yards...His 5,392 all-purpose yards set a school all-time record...His string of 43 straight games with at least 1 catch broke the Pac-10 record of 37 by John Jackson of Southern California (1986-89)...Began his Wildcat career as a cornerback...In 1999, All-America first team selection as an all-purpose back by SportsPage.com, the Associated Press and Football Writers Association, earning first team honors as a receiver from the American Football Coaches Association and second team accolades from *The Sporting News*...All-Pac-10 Conference first team pick...Finalist for the Mosi Tatupu Award, given to the top special teams player in the nation...Led the team as he set school season-records with 88 receptions for 1,422 yards (16.8 avg.) and 8 TDs, shattering the previous marks of 76 catches by Jim Greth (1966) and 1,134 yards by Keith Hartwig (1954)...Second on the team with 14 carries for 200 yards (14.3 avg) and a score...Led the conference and ranked second in the nation with 23 punt returns for 436 yards (19.0 avg) and 2 TDs...Added 191 yards on 9 kickoff returns (21.2 avg.)...Averaged 187.4 all-purpose yards per game...In 1998, All-Pac-10 Conference first team selection by *The Sports Network*...Led the team with 63 receptions for 916 yards (15.8 avg.) and 9 TDs...Carried 9 times for 69 yards (7.7 avg.)...Returned 38 punts for 437 yards (11.5 avg.)...Added 219 yards on 11 kickoff returns (19.9 avg.)...Averaged 137.3 all-purpose yards per game...In 1997, All-Pac-10 Conference second team pick...Started every game, leading the team with 58 receptions for 767 yards (13.2 avg.) and 9 TDs...Rushed 6 times for 105 yards (17.5 avg.) and a score...Returned 10 kickoffs for 230 yards (23.0 avg.)...Averaged 100.2 all-purpose yards per game...Also recorded 2 solo tackles...In 1996, played in 11 games as a reserve receiver and cornerback...Caught 8 passes for 75 yards (9.4 avg.) and 1 touchdown...Carried 5 times for 8 yards (1.6 avg.)...Recovered 2 fumbles, 2 PBU, made 1 solo tackle and had 2 interceptions for 63 yards...Lined up at cornerback for the first three games before moving to offense...Redshirted as a freshman in 1995.

PERSONAL: Active in the Cleveland community by speaking to students about non-violence, visiting children in local hospitals, building a home for Habitat For Humanity, supporting the Make-A-Wish Foundation, distributing turkeys to Cleveland residents during the holiday season and hosting a toy drive during the holidays for Toys For Tots...All-city and all-conference selection at Dorsey (Los Angeles, Calif.) High School...Lettered twice in both football and track...City Offensive Player of the Year, rushing for 900 yards on 74 carries, averaging 34.2 yards per kickoff return and setting a school record with 23 touchdowns as a senior...Honor Roll student, graduating with a 3.3 grade point average...Majoring in communications...Cousin, Greg Gales, played football at Nevada-Las Vegas...Son of Bonita Huskey...Born Dec. 22, 1977...Resides in Los Angeles, Calif.

NORTHCUIT'S SINGLE-GAME CAREER HIGHS

RECEPTIONS: 8 vs. Baltimore 10/6/02

RECEIVING YARDS: 165 vs. Baltimore 10/6/02

RECEIVING TD'S: 2 vs. Baltimore 10/6/02

LONG RECEPTION: 43t vs. Kansas City 9/8/02; vs. Baltimore 10/6/02; at N.Y. Jets 10/27/02

PUNT RETURNS: 4 at Oakland 9/24/00; vs. New England 11/12/00; at Chicago 11/4/01; at Tennessee 9/22/02

PUNT RETURN YARDS: 105 at Tennessee 9/22/02

LONGEST PUNT RETURN: 87t vs. Pittsburgh 11/3/02

DENNIS NORTHUTT CONTINUED...

TD'S PUNT RETURNS: 1 at Tennessee 9/22/02; vs. Pittsburgh 11/3/02

RUSHING ATTEMPTS: 7 vs. Philadelphia 12/10/00

RUSHING YARDS: 37 vs. Philadelphia 12/10/00

LONG RUSH: 36t at New Orleans 11/24/02

RUSHING TD'S: 1 at New Orleans 11/24/02

NORTHUTT'S CAREER OFFENSIVE STATISTICS

DATE	NO.	RECEIVING				TD	RUSHING			
		YDS	AVG.	LG.	TD		NO.	YDS	AVG.	LG.
2000 (Cle.)	39	422	10.8	37	0	9	33	3.7	13	0
2001 (Cle.)	18	211	11.7	26	0	3	26	8.7	12	0
2002 (Cle.)	38	601	15.8	43t	5	8	104	13.0	36t	1
CAREER	95	1,234	13.0	43t	5	20	163	8.2	36T	1

NORTHUTT'S CAREER SPECIAL TEAMS STATISTICS

YEAR	PUNT RETURNS						KICKOFF RETURNS						ST TACKLES
	RET.	FC	YDS.	AVG.	LG.	TD	RET.	FC	YDS.	AVG.	LG.	TD	
2000 (Cle.)	27	12	289	10.7	30	0	0	0	0	0.0	0	0	1
2001 (Cle.)	15	7	86	5.7	32	0	0	0	0	0.0	0	0	0
2002 (Cle.)	25	10	367	14.7	87t	2	0	0	0	0.0	0	0	0
CAREER	67	29	742	11.1	87t	2	0	0	0	0.0	0	0	1

NORTHUTT'S CAREER POSTSEASON OFFENSIVE STATISTICS

DATE	NO.	RECEIVING				TD	RUSHING			
		YDS	AVG.	LG.	TD		NO.	YDS	AVG.	LG.
2002 (Cle.)	6	92	15.3	32t	2	1	5	5.0	5	0
CAREER	6	92	15.3	32T	2	1	5	5.0	5	0

NORTHUTT'S CAREER POSTSEASON SPECIAL TEAMS STATISTICS

YEAR	PUNT RETURNS						KICKOFF RETURNS						ST TACKLES
	RET.	FC	YDS.	AVG.	LG.	TD	RET.	FC	YDS.	AVG.	LG.	TD	
2002 (Cle.)	2	0	70	35.0	59	0	0	0	0	0.0	0	0	0
CAREER	2	0	70	35.0	59	0	0	0	0	0.0	0	0	0

NORTHUTT'S CAREER 100-YARD RECEIVING GAMES (1)

165 vs. Baltimore 10/6/02 (8-165-2)

NORTHUTT'S CAREER PUNT RETURNS FOR TD (2)

74t at Tennessee 9/22/02

87t vs. Pittsburgh 11/3/02

NORTHUTT'S 2002 OFFENSIVE STATISTICS

DATE	OPP.	RECEIVING					RUSHING				
		NO.	YDS.	AVG.	LG.	TD	NO.	YDS.	AVG.	LG.	TD
9/8	K.C.	1	43	43.0	43t	1	0	0	0.0	0	0
9/15	Cin.	0	0	0.0	0	0	0	0	0.0	0	0
9/22	@ Ten.	3	24	8.0	11	1	0	0	0.0	0	0
9/29	@ Pitt.	4	38	9.5	15	0	0	0	0.0	0	0
10/6	Balt.	8	165	20.6	43	2	1	7	7.0	7	0
10/13	@ T.B.	4	74	18.5	23	0	0	0	0.0	0	0
10/20	Hou.	3	6	2.0	7	0	0	0	0.0	0	0
10/27	@ NYJ	3	63	21.0	43	0	1	13	13.0	13	0
11/3	Pitt.	2	27	13.5	10	0	1	5	5.0	5	0
11/17	@ Cin.	6	71	11.8	18	1	0	0	0.0	0	0
11/24	@ N.O.	3	68	22.7	40	0	2	35	17.5	36t	1
12/1	Car.	0	0	0.0	0	0	1	34	34.0	34	0
12/8	@ Jac.	Inactive (knee)									
12/15	Ind.	Inactive (knee)									
12/22	@ Balt.	Inactive (knee)									
12/29	Atl.	1	22	22.0	22	0	2	10	5.0	5	0
TOTALS	13 GM	38	601	15.8	43T	5	8	104	13.0	36T	1

DENNIS NORTHCUTT CONTINUED...

NORTHCUTT'S 2002 POSTSEASON OFFENSIVE STATISTICS

DATE	OPP.	RECEIVING					RUSHING				
		NO.	YDS.	AVG.	LG.	TD	NO.	YDS.	AVG.	LG.	TD
1/5	@ Pitt.	6	92	15.3	32t	2	1	5	5.0	5	0
TOTALS	1 GM	6	92	15.3	32T	2	1	5	5.0	5	0

NORTHCUTT'S 2002 SPECIAL TEAMS STATISTICS

DATE	OPP.	PUNT RETURNS					KICKOFF RETURNS				
		NO.	YDS.	AVG.	LG.	TD	NO.	YDS.	AVG.	LG.	TD
9/8	K.C.	1	23	23.0	23	0	0	0	0.0	0	0
9/15	Cin.	2	20	10.0	17	0	0	0	0.0	0	0
9/22	@ Ten.	4	105	26.3	74t	1	0	0	0.0	0	0
9/29	@ Pitt.	2	2	1.0	2	0	0	0	0.0	0	0
10/6	Balt.	3	24	8.0	12	0	0	0	0.0	0	0
10/13	@ T.B.	1	30	30.0	30	0	0	0	0.0	0	0
10/20	Hou.	3	17	5.7	9	0	0	0	0.0	0	0
10/27	@ NYJ	2	11	5.5	11	0	0	0	0.0	0	0
11/3	Pitt.	1	87	87.0	87t	1	0	0	0.0	0	0
11/17	@ Cin.	2	19	9.5	12	0	0	0	0.0	0	0
11/24	@ N.O.	1	0	0.0	0	0	0	0	0.0	0	0
12/1	Car.	2	21	10.5	17	0	0	0	0.0	0	0
12/8	@ Jac.	Inactive (knee)									
12/15	Ind.	Inactive (knee)									
12/22	@ Balt.	Inactive (knee)									
12/29	Atl.	1	8	8.0	8	0	0	0	0.0	0	0
TOTALS	13 GM	25	367	14.7	87t	2	0	0	0.0	0	0

NORTHCUTT'S 2002 POSTSEASON SPECIAL TEAMS STATISTICS

DATE	OPP.	PUNT RETURNS					KICKOFF RETURNS				
		NO.	YDS.	AVG.	LG.	TD	NO.	YDS.	AVG.	LG.	TD
1/5	@ Pitt.	2	70	35.0	59	0	0	0	0.0	0	0
TOTALS	1 GM	2	70	35.0	59	0	0	0	0.0	0	0

NORTHCUTT'S 2001 OFFENSIVE STATISTICS

DATE	OPP.	RECEIVING					RUSHING				
		NO.	YDS.	AVG.	LG.	TD	NO.	YDS.	AVG.	LG.	TD
9/9	vs. Sea.	Inactive - Clavicle									
9/23	vs. Det.	Inactive - Clavicle									
9/30	@ Jac.	Inactive - Clavicle									
10/7	vs. S.D.	1	14	14.0	14	0	0	0	0.0	0	0
10/14	@ Cin.	0	0	0.0	0	0	0	0	0.0	0	0
10/21	vs. Bal.	1	11	11.0	11	0	0	0	0.0	0	0
11/4	@ Chi.	2	34	17.0	20	0	0	0	0.0	0	0
11/11	vs. Pit.	0	0	0.0	0	0	0	0	0.0	0	0
11/18	@ Bal.	5	45	9.0	26	0	1	12	12.0	12	0
11/25	vs. Cin.	1	13	13.0	13	0	1	9	9.0	9	0
12/2	vs. Ten.	6	65	10.8	25	0	1	5	5.0	5	0
12/9	@ N.E.	2	29	14.5	18	0	0	0	0.0	0	0
12/16	vs. Jac.	0	0	0.0	0	0	0	0	0.0	0	0
12/23	@ G.B.	0	0	0.0	0	0	0	0	0.0	0	0
12/30	@ Ten.	Did not play									
1/6	@ Pit.	Did not play									
TOTALS	11 GM	18	211	11.7	26	0	3	26	8.7	12	0

DENNIS NORTHCUTT CONTINUED...

NORTHCUTT'S 2001 SPECIAL TEAMS STATISTICS

DATE	OPP.	PUNT RETURNS					KICKOFF RETURNS				
		NO.	YDS.	AVG.	LG.	TD	NO.	YDS.	AVG.	LG.	TD
9/9	vs. Sea.	Inactive - Clavicle									
9/23	vs. Det.	Inactive - Clavicle									
9/30	@ Jac.	Inactive - Clavicle									
10/7	vs. S.D.	0	0	0.0	0	0	0	0	0.0	0	0
10/14	@ Cin.	1	0	0.0	0	0	0	0	0.0	0	0
10/21	vs. Bal.	2	4	2.0	2	0	0	0	0.0	0	0
11/4	@ Chi.	4	49	12.3	32	0	0	0	0.0	0	0
11/11	vs. Pit.	2	18	9.0	14	0	0	0	0.0	0	0
11/18	@ Bal.	1	1	1.0	1	0	0	0	0.0	0	0
11/25	vs. Cin.	1	4	4.0	4	0	0	0	0.0	0	0
12/2	vs. Ten.	2	12	6.0	10	0	0	0	0.0	0	0
12/9	@ N.E.	1	0	0.0	0	0	0	0	0.0	0	0
12/16	vs. Jac.	1	-2	-2.0	-2	0	0	0	0.0	0	0
12/23	@ G.B.	0	0	0.0	0	0	0	0	0.0	0	0
12/30	@ Ten.	Did not play									
1/6	@ Pit.	Did not play									
TOTALS	11 GM	15	86	5.7	32	0	0	0	0.0	0	0

NORTHCUTT'S 2000 OFFENSIVE STATISTICS

DATE	OPP.	RECEIVING					RUSHING				
		NO.	YDS.	AVG.	LG.	TD	NO.	YDS.	AVG.	LG.	TD
9/3	vs. Jac.	1	0	0.0	0	0	0	0	0.0	0	0
9/10	@ Cin.	1	12	12.0	12	0	1	-1	-1.0	-1	0
9/17	vs. Pit.	2	27	13.5	19	0	0	0	0.0	0	0
9/24	@ Oak.	1	8	8.0	8	0	0	0	0.0	0	0
10/1	vs. Bal.	4	43	10.8	14	0	0	0	0.0	0	0
10/8	@ Ari.	3	67	22.3	33	0	0	0	0.0	0	0
10/15	@ Den.	5	80	16.0	37	0	0	0	0.0	0	0
10/22	@ Pit.	2	22	11.0	12	0	1	-3	-3.0	-3	0
10/29	Cin.	4	23	5.7	10	0	0	0	0.0	0	0
11/5	N.Y.G.	3	34	11.3	13	0	0	0	0.0	0	0
11/12	N.E.	4	32	8.0	13	0	0	0	0.0	0	0
11/19	@ Ten.	3	30	10.0	14	0	0	0	0.0	0	0
11/26	@ Bal.	0	0	0.0	0	0	0	0	0.0	0	0
12/3	@ Jac.	1	0	0.0	0	0	0	0	0.0	0	0
12/10	Phi.	5	44	8.8	15	0	7	37	5.3	13	0
12/17	Ten.	Inactive - Ankle									
TOTALS	15 GM	39	422	10.8	37	0	9	33	3.7	13	0

NORTHCUTT'S 2000 SPECIAL TEAMS STATISTICS

DATE	OPP.	PUNT RETURNS					KICKOFF RETURNS				
		NO.	YDS.	AVG.	LG.	TD	NO.	YDS.	AVG.	LG.	TD
9/3	vs. Jac.	0	0	0	0	0	0	0	0.0	0	0
9/10	@ Cin.	2	5	2.5	8	0	0	0	0.0	0	0
9/17	vs. Pit.	1	5	5.0	5	0	0	0	0.0	0	0
9/24	@ Oak.	4	40	10.0	18	0	0	0	0.0	0	0
10/1	vs. Bal.	2	16	8.0	12	0	0	0	0.0	0	0
10/8	@ Ari.	3	27	9.0	18	0	0	0	0.0	0	0
10/15	@ Den.	1	22	22.0	22	0	0	0	0.0	0	0
10/22	@ Pit.	1	7	7.0	7	0	0	0	0.0	0	0
10/29	Cin.	3	47	15.7	17	0	0	0	0.0	0	0
11/5	N.Y.G.	1	12	12.0	12	0	0	0	0.0	0	0
11/12	N.E.	4	47	11.8	30	0	0	0	0.0	0	0
11/19	@ Ten.	0	0	0.0	0	0	0	0	0.0	0	0
11/26	@ Bal.	2	30	15.0	15	0	0	0	0.0	0	0
12/3	@ Jac.	2	18	9.0	11	0	0	0	0.0	0	0
12/10	Phi.	1	13	13.0	13	0	0	0	0.0	0	0
12/17	Ten.	Inactive - Ankle									
TOTALS	15 GM	27	289	10.7	30	0	0	0	0.0	0	0

PLAYERS
VETERANS



OL SHAUN O'HARA 60

YEAR W/ BROWNS: 4TH

BIRTHDATE: JUNE 23, 1977

YEAR IN NFL: 4TH

ACQUIRED: FA - '00

HEIGHT: 6-3

COLLEGE: RUTGERS

WEIGHT: 306

GAMES PLAYED/STARTED: 2000 (8/4); 2001 (16/4); 2002 (16/16, 1/1).

CAREER GAMES: 40 games, 24 starts.

POSTSEASON GAMES: 1 game, 1 start.

CAREER TRANSACTIONS: Signed by the Cleveland Browns as an undrafted rookie free agent April 17, 2000.

CAREER HIGHLIGHTS: In 2002 started all 16 regular season games for the first time in his NFL career...Started his first NFL game at center at Baltimore on Nov. 26, 2000... Recorded his first career TD reception vs. Detroit on Sept. 23, 2001.

SEASONAL REVIEWS

2002: Started all 16 regular season games for the first time in his career...Made 13 starts at right guard and three starting assignments at center...Opened the season as the starting right guard and moved to center beginning Week 2 vs. Cincinnati on Sept. 15 following an injury to starting center Dave Wohlabaugh...Started three consecutive games at center before returning to his right guard post Week 5 vs. Baltimore on Oct. 6...Helped the Browns offense improve to 23rd in offense with 314.2 ypg (ranked 31st in 2001-259.5 ypg), 18th in passing with 213.3 ypg (ranked 28th in 2001-175.1 ypg) and 23rd in rushing with 100.9 ypg (ranked 31st in 2001-84.4 ypg)...**Game 1 vs. Kansas City 9/8:** Started at right guard as the Browns offensive line provided QB Kelly Holcomb time to throw for a career-high 326 yards passing as the team totaled 411 net yards of total offense...**Game 2 vs. Cincinnati 9/15:** Shifted over from his normal starting right guard spot to start at center for injured Dave Wohlabaugh (hand)...Part of an offensive line that allowed QB Kelly Holcomb to throw for 198 yards passing and was sacked only once...**Game 3 at Tennessee 9/22:** Started at center...Part of an offensive line that helped the offense roll for 403 net yards of offense and allow QB Tim Couch to throw for 326 yards and 3 TDs...**Game 4 at Pittsburgh 9/29:** Started at center...Part of an offensive line that paved the way for RB Jamel White to rush for 105 yards and team 123 net yards rushing...**Game 5 vs. Baltimore 10/6:** Started at right guard as the offensive line gave Tim Couch and Kelly Holcomb time to throw for a season-high 371 net yards passing...**Game 6 at Tampa Bay 10/13:** Started at right guard...**Game 7 vs. Houston 10/20:** Started at right guard as the offensive line paved the way for 2 rushing TDs...**Game 8 at N.Y. Jets 10/27:** Started at right guard and was replaced by Paul Zukas as at the start of the 2nd half...Part of an offensive line that provided QB Tim Couch enough time to throw for 294 yards and 2 TDs and control the ball for 37:54 time of possession in the Browns 24-21 come-from-behind win...**Game 9 vs. Pittsburgh 11/3:** Started at right guard...**Game 10 at Cincinnati 11/17:** Started at right guard as the Browns offensive line did not allow a sack as QB Tim Couch threw for 242 yards and 3 TDs and RB William Green added 96 yards rushing as the Browns offense had 382 net yards of total offense, including 140 net yards rushing...**Game 11 at New Orleans 11/24:** Started at right guard as the offensive line provided room for RB William Green to rush for 114 yards and the Browns totaled 163 net yards rushing, 339 total net yards and held the ball for 31:11 time of possession...**Game 12 vs. Carolina 12/1:** Started at right guard as the offensive line paved the way for 140 net yards rushing...**Game 13 at Jacksonville 12/8:** Started at right

FUN FACTS

- Selected to the All-Big East first team in 1999 at Rutgers after originally joining the Scarlet Knights roster as a walk-on in 1995.
- Fulfilled an offensive lineman's dream by catching a TD pass from Tim Couch vs. Detroit on Sept. 23, 2001.

PLAYERS
VETERANS

SHAUN O'HARA CONTINUED...

guard as the offensive line paved the way for a 173 net yards rushing, as RB William Green rushed for 119 yards, and the team totaled 417 net yards of offense and Couch threw for 264 yards passing in the 21-20 win at Jacksonville...**Game 14 vs. Indianapolis 12/15:** Started at right guard as the offensive line provided enough time for Couch to pass for 287 yards and 2 TDs as the offense totaled 349 net yards of offense...**Game 15 at Baltimore 12/22:** Started at right guard as the offensive line provided enough time for QB Tim Couch to throw for 209 yards as the offense totaled 256 net yards of offense in the 14-13 victory...**Game 16 vs. Atlanta 12/29:** Started at right guard as the offensive line provided RB William Green room to rush for 178 yards and 2 TDs and a team season-high 189 net yards rushing...**AFC Wild Card Game at Pittsburgh 1/5:** Started at right guard as the offensive line provided QB Kelly Holcomb enough time to throw for 429 yards and 3 TDs, as the offense totaled 447 net yards of offense.

2001: In his second season with the Browns, added depth along the offensive line with backup center and guard duties...Appeared in all 16 regular-season games on special teams and tackle eligible on goal-line unit, including the final 4 games starting at left guard...Made his first career start at left guard (previous starts at center) vs. Jacksonville on Dec. 16...Started at left guard and helped RB Jamel White rush for 131 yards at Green Bay on Dec. 23 as the Browns offense recorded 168 net yards rushing and 337 total net yards...Continued to start at left guard the following week at Tennessee on Dec. 30 and helped provide enough time for QB Tim Couch to throw for a career-high 336 yards and 3 TDs as the offense rolled to a season-high 409 net yards of offense...Added his first career TD reception vs. Detroit on Sept. 23 on a 2-yard TD from QB Tim Couch as he lined up as tackle eligible and gave the Browns a 14-0 second quarter lead.

2000: Undrafted rookie free agent earned a roster spot during training camp and appeared in eight games, including four starting assignments at center...Was inactive or did not play in the first eight games of the season...Made his NFL debut vs. Cincinnati on Oct. 29 by playing on special teams...Played special teams the next four weeks...Thrust into the starting lineup at Tennessee on Nov. 19 as starting center Dave Wohlabaugh (ankle) left the game in the first quarter and did not return...Made his first career start at center at Baltimore on Nov. 26...Started the final four games of the regular season replacing Wohlabaugh.

COLLEGE: Was selected to the All-Big East first team in 1999...In 1998, earned second team All-Big East accolades...An explosive and versatile performer who consistently graded out as the top offensive lineman for the season...An extremely durable performer who also served as the Scarlet Knights long snapper on all field goal, PAT and punt attempts...Originally earned a spot on the Scarlet Knights roster as a walk-on in the 1995 season and built himself into an outstanding offensive lineman through hard work and effort, starting the last 31 games of his career.

PERSONAL: Full name: Shaun O'Hara...Son of David and Lynn O'Hara...Born in Chicago, Ill. and resides in Hillsborough, N.J...Participated in football, basketball and track in high school...Named all-state offensive tackle and defensive end in football and was also named captain his junior and senior years...In basketball was all-conference, all-county center and team captain...Was county, conference and sectional champion, placing fifth in the state in the discus and also took eighth place at the national track meet in North Carolina...Majored in criminal justice and was on the dean's list at Rutgers...Team captain his senior year...Donates his time to various community programs, including building a playground for the United Way's Hometown Huddle program, building a home for Habitat For Humanity, supporting the Make-A-Wish Foundation, the Taste of the NFL to benefit the Cleveland Foodbank and serving dinner and providing turkeys to needy families for the holiday season.



DB KALVIN PEARSON 43

YEAR W/ BROWNS: 2ND

BIRTHDATE: OCT. 22, 1978

YEAR IN NFL: 1ST

ACQUIRED: FA - '02

HEIGHT: 5-10

COLLEGE: GRAMBLING

WEIGHT: 190

GAMES PLAYED/STARTED: 2002 (5/0).

CAREER GAMES: 5 games, 0 starts.

CAREER TRANSACTIONS: Signed as an undrafted rookie free agent by the Cleveland Browns on April 26, 2002...Waived by Cleveland on Oct. 8, 2002...Signed by Cleveland to the practice squad on Oct. 9, 2002.

SEASONAL REVIEWS

2002: Undrafted rookie free agent earned a roster spot in training camp with his physical presence in the secondary and contributions on special teams...Appeared in 5 games with 7 tackles, including 6 solo and also added 2 special teams tackles...Made his NFL debut Sept. 8 vs. Kansas City and played corner in the nickel defensive package and contributed 2 special teams tackles... Established a career-high 5 tackles vs. Cincinnati on Sept. 15 with his most extensive playing time of the season in the nickel defensive package...Also appeared at corner in the nickel defensive scheme and on special teams at Tennessee on Sept. 22, at Pittsburgh on Sept. 29 with 1 solo tackle and vs. Baltimore on Oct. 6 with 1 tackle...Waived by Cleveland on Oct. 8 and signed to the practice squad on Oct. 9...Spent the final 11 weeks of the regular season on the practice squad.

COLLEGE: Was named Southwestern Athletic Conference Player-of-the-Week after recording 18 tackles, 13 solos, 2 sacks, 1 forced fumble and 1 PBU against Jackson State during the 2001 season...Had 74 tackles, 48 solos, 10 tackles for loss, 4 sacks, 1 interception and 3 forced fumbles during his senior season...Recorded 9 career interceptions...Transferred to Grambling after the 1997 season from Morehouse College.

PERSONAL: Is the cousin of former Browns cornerback Antonio Langham...Born Oct. 22, 1978 in Town Creek, Ala...Played high school football at Hazelwood High School in Town Creek, Ala.

PEARSON'S SINGLE-GAME CAREER HIGHS

TACKLES: 5 vs. Cincinnati 9/15/02

PEARSON'S CAREER DEFENSIVE STATISTICS

YEAR	TACKLES			SACKS	INT'S	PBU	FUMBLES	ST
	TOTAL	SOLO	ASST.	NO./YDS.	NO./YDS.		REC./FOR.	TACKLES
2002 (Cle.)	7	6	1	0/0	0/0	0	0/0	2
CAREER	7	6	1	0/0	0/0	0	0/0	2

FUN FACTS

- First-cousin to former Browns DB Antonio Langham.
- Browns secondary coach Todd Bowles (defensive nickel package) coached Pearson at both Morehouse College and Grambling.



DL THOMAS PITTMAN 98

YEAR W/ BROWNS: 2ND

BIRTHDATE: NOV. 2, 1979

YEAR IN NFL: 1ST

ACQUIRED: FA - '02

HEIGHT: 6-4

COLLEGE: FLORIDA

WEIGHT: 295

CAREER TRANSACTIONS: Signed as an undrafted rookie free agent by Cleveland on April 26, 2002.

SEASONAL REVIEWS

2002: Signed by Cleveland as a free agent following his professional baseball career and was placed on Reserve-NFI (Non Football Injury) on May 2 with a leg injury.

COLLEGE: Only played for Florida during the 2000 season before leaving to play professional baseball in the Montreal Expos' farm system...During his one season, he recorded 24 tackles, 1 sack, 1 tackle for loss and 3 quarterback pressures...Led the team with 11 special teams tackles...Had season-high 3 tackles in contests against LSU and Vanderbilt...Also recorded his lone sack of the season against LSU...Born Nov. 2, 1979 in Garyville, La.



DL TYRONE ROGERS 78

YEAR W/ BROWNS: 5TH

BIRTHDATE: MARCH 9, 1974

YEAR IN NFL: 4TH

ACQUIRED: FA - '99

HEIGHT: 6-5

COLLEGE: ALABAMA STATE

WEIGHT: 280

GAMES PLAYED/STARTED: 1999 (3/0); 2000 (16/0); 2001 (16/10); 2002 (14/5, 1/1).

CAREER GAMES: 49 games, 15 starts.

POSTSEASON GAMES: 1 game, 1 start.

CAREER TRANSACTIONS: Signed by the Cleveland Browns as rookie free agent on April 23, 1999...Signed by Cleveland to practice squad Sept. 6, 1999...Signed by Cleveland to active roster Nov. 23, 1999.

CAREER HIGHLIGHTS: Established a career-high 41 tackles and 6 sacks in 2001 with Cleveland...Recorded a career-high 9 tackles at Jacksonville on Dec. 8, 2002.

SEASONAL REVIEWS

2002: Appeared in 14 games, including 5 starts at defensive end and totaled 27 tackles, including 15 solo, 4 tackles for loss, 3 sacks for 16 yards, 1 PBU and 1 forced fumble...Started 1 game at left end for the injured Kenard Lang and 4 games at right end for the injured Courtney Brown...Had a career-high 9 tackles, including 6 solo, and 1 sack for 7 yards at Jacksonville on Dec. 8...Missed 2 games with a neck injury vs. Baltimore on Oct. 6 and at Tampa Bay on Oct. 13...Recorded 2 sacks

FUN FACTS

- One of only three remaining free agent acquisitions from the 1999 season (Chris Gardocki and Phil Dawson).
- Earned a roster spot with the Browns as an undrafted rookie free agent out of Alabama State in 1999.

for 9 yards vs. Houston on Oct. 20...Forced a fumble vs. Atlanta on Dec. 29... **Game 1 vs. Kansas City 9/8:** Started at left defensive end for Kenard Lang and recorded 3 solo tackles...**Game 2 vs. Cincinnati 9/15:** Played defensive end in the defensive line rotation...**Game 3 at Tennessee 9/22:** Played defensive end in the defensive line rotation...Part of a defensive effort that allowed Tennessee only 187 net yards of offense, the fewest the club has allowed since 1994 (182, vs. Houston 11/27/94)...**Game 4 at Pittsburgh 9/29:** Played defensive end in the defensive line rotation...Part of a defensive effort that limited Pittsburgh to 93 net yards rushing...**Game 5 vs. Baltimore 10/6:** Inactive...**Game 6 at Tampa Bay 10/13:** Inactive due to injury (neck)...**Game 7 vs. Houston 10/20:** Played defensive end with 2 sacks for 9 yards and 1 PBU...Recorded his first sack of the season in the 4th quarter with a 7-yard sack of Texans QB David Carr to force a 4th and 20 punting situation...Added his second sack of the game in the 4th quarter on a 2-yard loss to force a 4th and 10 punting situation...His 2 sacks marked a career-high...Part of a defensive effort that recorded 8 sacks and 1 forced fumble...**Game 8 at N.Y. Jets 10/27:** Played defensive end with 1 tackle...Part of a defense that limited the N.Y. Jets to 241 net yards of offense, including only 2 net yards of offense in the 3rd quarter, and forced 3 turnovers...**Game 9 vs. Pittsburgh 11/3:** Played defensive end and recorded 2 tackles, including 1 solo...**Game 10 at Cincinnati 11/17:** Played defensive end with 1 tackle...Part of a defensive effort that limited the Bengals to 102 net yards rushing...**Game 11 at New Orleans 11/24:** Played defensive end with 1 solo tackle and 1 QB pressure...Part of a defensive effort that limited the Saints to 74 yards rushing, forced 5 defensive turnovers (3 INT, 2 fumbles) and limited the Saints to only 12 points (1 TD, 2 FG) on six opportunities in the red zone...**Game 12 vs. Carolina 12/1:** Played defensive end...Part of a defensive effort that limited the Panthers to 89 net yards passing and 234 total net yards...**Game 13 at Jacksonville 12/8:** Started at right defensive end for the injured Courtney Brown (knee)...Ranked 3rd on the club with a career-high 9 tackles, including 7 solo, 1 tackle for loss and 1 sack for 7 yards...Recorded his third sack of the year in the 2nd quarter with a 7-yard sack of Jaguars QB Mark Brunell on a 3rd and 3 play to force a punting situation...Part of a defensive effort that limited the Jaguars to 211 net yards of offense including 54 net yards passing...**Game 14 vs. Indianapolis 12/15:** Started at right defensive end for the injured Courtney Brown (knee)...Recorded 4 tackles, including 2 solo and 1 tackle for loss...**Game 15 at Baltimore 12/22:** Started at right defensive end with 2 solo tackles and 1 QB hit...Part of a defensive effort that limited Baltimore to 275 net yards of offense, including 129 net yards passing...**Game 16 vs. Atlanta 12/29:** Started at right defensive end with 4 tackles, including 3 solo, 2 tackles for loss, 1 QB pressure and 1 forced fumble...Part of a defensive effort that limited Atlanta to 104 net yards rushing...**AFC Wild Card Game at Pittsburgh 1/5:** Started at right defensive end with 2 tackles, including 1 solo and 1 QB pressure.

2001: Played a key role on the Browns defense and earned a starting spot at defensive end with his tenacious work ethic and quickness...Started 10 games including eight at left defensive end and two games at right defensive end and established a career-high 41 tackles, including 29 solo tackles, 6 sacks for 31 yards, 3 PBU and 1 forced fumble...Made his first career start at right defensive end at Cincinnati on Oct. 14 with 1 tackle for loss and 1 PBU...Started at left defensive end vs. Pittsburgh on Nov. 11 with 3 solo tackles, 1 sack for 4 yards and also made a key defensive play late in the game by chasing down Steelers QB Kordell Stewart at the Browns 1-yard line and forced a fumble which was ruled out of bounds in the endzone and resulted with the Browns gaining possession in a touchback...Added sacks in the following games: 1 for 7 yards vs. Detroit on Sept. 23; 1 for 4 yards vs. Pittsburgh on Nov. 11; 1 for 3 yards vs. Cincinnati on Nov. 25; 1 for 3 yards vs. Jacksonville on Dec. 16; 1 for 10 yards at Tennessee on Dec. 30 and 1 for 4 yards at Pittsburgh on Jan. 6...Had a season-high 6 tackles, including 5 solo, 1 sack for 3 yards, 2 quarterback pressures and 1 PBU vs. Jacksonville on Dec. 16...Matched a season-high with 6 tackles at Pittsburgh on Jan. 6 and also added 1 sack for 4 yards.

2000: In his second season with the Browns, appeared in 16 games in a reserve role at defensive end and recorded 15 tackles, 11 solos, 2 sacks and 1 recovered fumble...Also appeared on special teams with 11 tackles...Registered both his sacks against the Titans: 1 at Tennessee on Nov. 19 and 1 vs. Tennessee on Dec. 17...Added a fumble recovery at Tennessee on Nov. 19...Had 2 special teams fumble recoveries at Cincinnati on Sept. 10 and at Arizona on Oct. 8.

1999: Signed by Cleveland as a rookie free agent and progressed throughout the season from the practice squad to the 53-man active roster...Played in three games and had 4 tackles, 3 solos on

TYRONE ROGERS CONTINUED...

the season...Spent the first 11 weeks of the regular season on the practice squad...Signed to Browns active roster Nov. 23...Listed as inactive Weeks 12-13...Appeared in his first NFL game at Cincinnati on Dec. 12 at defensive end and recorded 3 tackles, including 2 solos...Also played on special teams with 1 tackle...Played defensive end vs. Jacksonville on Dec. 19 with 1 solo tackle... Also played special teams with 1 solo tackle...In the season finale vs. Indianapolis on Dec. 26, played defensive end and also played special teams.

COLLEGE: Four-year letterman at Alabama State...Career totals included 189 total tackles, 27 tackles for losses, 13 sacks, 7 PBU, 5 recovered fumbles and 3 forced fumbles...Posted 63 tackles, 15 tackles for losses, 8 sacks, 3 PBU and 1 recovered fumble as senior...Totaled 78 tackles, 7 tackles for losses, 3 sacks, 1 PBU, 1 forced fumble and 1 recovered fumble as junior...Had 36 tackles, 4 tackles for losses, 2 sacks, 2 recovered fumbles, 2 PBU and 1 forced fumble as sophomore...Totaled 12 tackles, 1 tackle for loss, 1 recovered fumble, 1 forced fumble and 1 PBU as a freshman...Majored in physical education.

PERSONAL: Born March 9, 1974, in Montgomery, Ala...Attended Robert E. Lee (Ala.) High School... He and his wife, Vonita, and have three daughters, Alexis (7/18/92), Taylor (2/11/01) and Tynia (4/1/02)...Assists in Browns community relations efforts by donating his time to the Special Olympics, United Way's Hometown Huddle program of building playgrounds, visiting children at Rainbow Babies and Children's Hospital, assisting at a turkey giveaway program during the Thanksgiving holiday and Adopt-A-Family during the holidays.

ROGERS' SINGLE-GAME CAREER HIGHS

TACKLES: 9 at Jacksonville 12/8/02

SACKS: 2 vs. Houston 10/20/02

FUMBLE RECOVERED: 1 at Tennessee 11/19/00

FORCED FUMBLE: 1 vs. Pittsburgh 11/11/01

ROGERS' CAREER DEFENSIVE STATISTICS

YEAR	TACKLES			SACKS	INT'S	PBU	FUMBLES	ST
	TOTAL	SOLO	ASST.	NO./YDS.	NO./YDS.		REC./FOR.	
1999 (Cle.)	4	3	1	0/0	0/0	0	0/0	2
2000 (Cle.)	15	11	4	2/11	0/0	1	1/0	11
2001 (Cle.)	41	33	8	6/31	0/0	3	0/1	0
2002 (Cle.)	27	19	8	3/16	0/0	1	0/1	0
CAREER	87	66	21	11/58	0/0	5	1/2	13

ROGERS' CAREER POSTSEASON DEFENSIVE STATISTICS

YEAR	TACKLES			SACKS	INT'S	PBU	FUMBLES	ST
	TOTAL	SOLO	ASST.	NO./YDS.	NO./YDS.		REC./FOR.	
2002 (Cle.)	2	1	1	0/0	0/0	0	0/0	0
CAREER	2	1	1	0/0	0/0	0	0/0	0

ROGERS' 2002 GAME-BY-GAME DEFENSIVE STATISTICS

DATE	OPP.	TACKLES			SACKS	INT'S	PBU	FUMBLES	TFL
		TOTAL	SOLO	ASST.	NO./YDS.	NO./YDS.		REC./FOR.	
9/8	K.C.	3	3	0	0/0	0/0	0	0/0	0
9/15	Cin.	0	0	0	0/0	0/0	0	0/0	0
9/22	@ Ten.	0	0	0	0/0	0/0	0	0/0	0
9/29	@ Pitt.	0	0	0	0/0	0/0	0	0/0	0
10/6	Balt.	Inactive (neck)							
10/13	@ T.B.	Inactive (neck)							
10/20	Hou.	0	0	0	2/9	0/0	1	0/0	0
10/27	@ NYJ	1	0	1	0/0	0/0	0	0/0	0
11/3	Pitt.	2	1	1	0/0	0/0	0	0/0	0
11/17	@ Cin.	1	0	1	0/0	0/0	0	0/0	0
11/24	@ N.O.	1	1	0	0/0	0/0	0	0/0	0
12/1	Car.	0	0	0	0/0	0/0	0	0/0	0
12/8	@ Jack.	9	7	2	1/7	0/0	0	0/0	1
12/15	Ind.	4	2	2	0/0	0/0	0	0/0	1
12/22	@ Balt.	2	2	0	0/0	0/0	0	0/0	0
12/29	Atl.	4	3	1	0/0	0/0	0	0/1	2
TOTALS	14 GM	27	19	8	3/16	0/0	1	0/1	4

TYRONE ROGERS CONTINUED...

ROGERS' 2002 POSTSEASON GAME-BY-GAME DEFENSIVE STATISTICS

DATE	OPP.	TACKLES			SACKS		INT'S		FUMBLES		TFL
		TOTAL	SOLO	ASST.	NO./YDS.	NO./YDS.	PBU	REC./FOR.			
1/5	@ Pitt.	2	1	1	0/0	0/0	0	0/0	0	0	
TOTALS	1 GM	2	1	1	0/0	0/0	0	0/0	0	0	

ROGERS' 2001 GAME-BY-GAME DEFENSIVE STATISTICS

YEAR	OPP.	TACKLES			SACKS		INT'S		FUMBLES		QB
		TOTAL	SOLO	ASST.	NO./YDS.	NO./YDS.	PBU	REC./FOR.	PRESS.		
9/9	vs. Sea.	1	1	0	0/0	0/0	0	0/0	0	0	
9/23	vs. Det.	0	0	0	1/7	0/0	0	0/0	0	0	
9/30	@ Jac.	0	0	0	0/0	0/0	0	0/0	0	0	
10/7	vs. S.D.	1	1	0	0/0	0/0	0	0/0	0	2	
10/14	@ Cin.	1	1	0	0/0	0/0	1	0/0	0	0	
10/21	vs. Bal.	1	0	1	0/0	0/0	0	0/0	0	2	
11/4	@ Chi.	3	1	2	0/0	0/0	1	0/0	0	2	
11/11	vs. Pit.	3	3	0	1/4	0/0	0	0/1	0	0	
11/18	@ Bal.	5	5	0	0/0	0/0	0	0/0	0	1	
11/25	vs. Cin.	1	1	0	1/3	0/0	0	0/0	0	3	
12/2	vs. Ten.	2	1	1	0/0	0/0	0	0/0	0	2	
12/9	@ N.E.	3	2	1	0/0	0/0	0	0/0	0	1	
12/16	vs. Jac.	6	5	1	1/3	0/0	1	0/0	0	2	
12/23	@ G.B.	4	2	2	0/0	0/0	0	0/0	0	2	
12/30	@ Ten.	4	4	0	1/10	0/0	0	0/0	0	1	
1/6	@ Pit.	6	6	0	1/4	0/0	0	0/0	0	0	
TOTALS	16 GM	41	33	8	6/31	0/0	3	0/1	18		



DL OAPHEUS ROYE 99

YEAR W/ BROWNS: 4TH
 YEAR IN NFL: 8TH
 HEIGHT: 6-4
 WEIGHT: 320

BIRTHDATE: JAN. 21, 1973
 ACQUIRED: UFA (PIT.) - '00
 COLLEGE: FLORIDA STATE

GAMES PLAYED/STARTED: 1996 (13/1, 2/0); 1997 (16/0, 2/0); 1998 (16/9); 1999 (16/16); 2000 (16/16); 2001 (12/10); 2002 (16/16, 1/1).

CAREER GAMES: 105 games, 68 starts.

POSTSEASON GAMES: 5 games, 1 start.

CAREER TRANSACTIONS: Originally selected by the Pittsburgh Steelers in the sixth round in the 1996 NFL Draft...Signed by the Cleveland Browns as an unrestricted free agent on Feb. 12, 2000.

CAREER HIGHLIGHTS: In seven NFL seasons, has appeared in 105 career NFL games, including 68 starts...Established career highs in 2002 for the Browns with 76 tackles.

SEASONAL REVIEWS

2002: Started all 16 regular season games at right defensive tackle and totaled 76 tackles, including 50 solo, 8 tackles for loss, 37 quarterback pressures and 9 quarterback hits...His 76 tackles were the most by a Browns defensive lineman and ranked 5th overall on the club...Led the team with 8 tackles for loss, 37 quarterback pressures and T-2nd with 9 quarterback hits...Established a career-high with 11 tackles at Pittsburgh on Sept. 29 and matched it against his former teammates vs. Pittsburgh on Nov. 3...Also

FUN FACTS

- Four of his best games statistically have all come against his former team, the Pittsburgh Steelers.
- Attended Jones Community (Miss.) College before transferring to Florida State.

started in the AFC Wild Card Game at Pittsburgh on Jan. 5 with 6 tackles...**Game 1 vs. Kansas City 9/8:** Started at right defensive tackle with 1 solo tackle and 1 QB pressure...**Game 2 vs. Cincinnati 9/15:** Started at right defensive tackle and recorded 3 tackles, 2 solo, 5 QB pressures and 1 hit...Part of a defensive effort that limited Cincinnati to only 7 points and forced 3 turnovers and 5 sacks...**Game 3 at Tennessee 9/22:** Started at right defensive tackle and recorded 5 solo tackles and 1 QB pressure on Titans QB Steve McNair...Part of a defensive effort that allowed Tennessee only 187 net yards of offense, the fewest the club has allowed since 1994 (182, vs. Houston 11/27/94)...**Game 4 at Pittsburgh 9/29:** Started at right defensive tackle and led the club with a career-high 11 tackles, including 7 solo, 2 tackles for loss, 2 QB hits and 1 QB pressure...Part of a defensive effort that limited Pittsburgh to 93 net yards rushing...**Game 5 vs. Baltimore 10/6:** Started at right defensive tackle and recorded 4 solo tackles and 1 forced fumble...Tackled Ravens RB Jamal Lewis at the Cleveland 2-yard line and forced a fumble that was recovered by Browns LB Earl Holmes...**Game 6 at Tampa Bay 10/13:** Started at right defensive tackle and added 6 tackles, including 5 solo, 1 tackle for loss, 2 QB pressures on Tampa Bay QB Brad Johnson and 1 QB hit...**Game 7 vs. Houston 10/20:** Started at right defensive tackle and recorded 2 solo tackles, 3 QB pressures and 1 PBU...Part of a defensive effort that recorded 8 sacks and 1 forced fumble...**Game 8 at N.Y. Jets 10/27:** Started at right defensive tackle with 4 tackles, including 2 solo and 2 QB pressures...Part of a defense that limited the N.Y. Jets to 241 net yards of offense, including only 2 net yards of offense in the 3rd quarter, and forced 3 turnovers...**Game 9 vs. Pittsburgh 11/3:** Started at right defensive tackle and was tied for the team lead with 11 tackles, including 8 solo and 3 tackles for loss, 4 QB pressures and 1 PBU...His 11 tackles matched a career-high...**Game 10 at Cincinnati 11/17:** Started at right defensive tackle and recorded 4 tackles, including 2 solo, and 1 QB pressure...Part of a defensive effort that limited the Bengals to 102 net yards rushing...**Game 11 at New Orleans 11/24:** Started at right defensive tackle with 7 tackles, including 6 solo, with 7 QB pressures, 1 QB hit, 1 PBU and 1 forced fumble...Played in his 100th career NFL game...In the 4th quarter forced a fumble by Saints FB James Fenderson at the New Orleans 34-yard line and DB Lewis Sanders recovered and returned 13-yards to the New Orleans 21-yard line to secure the victory...Part of a defensive effort that limited the Saints to 74 yards rushing, forced 5 defensive turnovers (3 INT, 2 fumbles) and limited the Saints to only 12 points (1 TD, 2 FG) on six opportunities in the red zone...**Game 12 vs. Carolina 12/1:** Started at right defensive tackle with 4 tackles, including 3 solo and 2 QB pressures...Part of a defensive effort that limited the Panthers to 89 net yards passing and 234 total net yards...**Game 13 at Jacksonville 12/8:** Started at right defensive tackle with 4 tackles, including 3 solo, 1 tackle for loss, 1 QB pressure and 1 QB hit...Part of a defensive effort that limited the Jaguars to 211 net yards of offense including 54 net yards passing...**Game 14 vs. Indianapolis 12/15:** Started at right defensive tackle with 5 solo tackles, 1 tackle for loss, 3 QB pressures and 1 QB hit...**Game 15 at Baltimore 12/22:** Started at right defensive tackle with 3 tackles, including 2 solo, 0.5 sacks for 3 yards, 3 QB pressures and 1 PBU...Credited with a half sack along with DE Kenard Lang with a 6-yard sack of Ravens QB Jeff Blake in the 3rd quarter to force a 2nd and 16 situation...Part of a defensive effort that limited Baltimore to 275 net yards of offense, including 129 net yards passing...**Game 16 vs. Atlanta 12/29:** Started at right defensive tackle with 2 tackles, including 1 solo, 1 QB pressure and 2 QB hits...Part of a defensive effort that limited Atlanta to 104 net yards rushing...**AFC Wild Card Game at Pittsburgh 1/5:** Started at right defensive tackle with 6 tackles, including 4 solo, 1 tackle for loss, 1 sack for 10 yards, and 1 QB hit...Added a sack on Steelers QB Tommy Maddox in the 4th quarter for a 10-yard loss.

2001: In his second season with the Browns, started in 10 of 12 contests at defensive end and totaled 34 tackles, 23 solos, 12 QB pressures, 5 PBU and 1 interception...Moved over from defensive tackle to defensive end position with injuries to Courtney Brown and Keith McKenzie and had five starts at right defensive end and five at left defensive end...Added a safety by tackling Steelers RB Jerome Bettis in the end zone for a safety on Nov. 11...Started at left defensive end vs. Seattle on Sept. 9 with 3 tackles and vs. Detroit on Sept. 23 with 3 tackles...Started at left end and had an interception at Jacksonville on Sept. 30 in the first quarter on a pass from Jaguars QB Mark Brunell...Started at left end and added 2 tackles vs. San Diego on Oct. 7...Played defensive end at Cincinnati on Oct. 14 with 2 tackles...Started at right end and had a season-high 6 tackles, 1 PBU

ORPHEUS ROYE CONTINUED...

and 1 quarterback pressure vs. Baltimore on Oct. 21...Started at right end at Chicago on Nov. 4 with 2 tackles and 2 PBU...Started at right end vs. Pittsburgh on Nov. 11 with 5 tackles, 1 safety and 1 PBU...Started at right end and recorded 5 tackles, 1 tackle for loss and 2 quarterback pressures at Baltimore on Nov. 18...Started at left end vs. Cincinnati on Nov. 25 and then at right end vs. Tennessee on Dec. 2 with 4 tackles...Suffered a left knee injury late in the fourth quarter at New England on Dec. 9 and was placed on Injured Reserve on Dec. 12, forcing him to miss the final four regular-season games.

2000: In his first season with Cleveland, started 16 games at left defensive tackle and established a career-high 69 tackles, 43 solos, 2 sacks for 8.5 yards, 4 PBU and 1 recovered fumble...Also recorded season-highs with 9 tackles in both contests against his former team, Pittsburgh, on Sept. 17 in Cleveland and on Oct. 22 in Pittsburgh...Blocked a 42-yard FG attempt at Cincinnati on Sept. 10 in the Browns 24-7 win over the Bengals...Recorded sacks vs. Jacksonville on Sept. 3; 0.5 sack vs. Cincinnati on Oct. 29; and 0.5 sack vs. Philadelphia on Dec. 10...Added 1 fumble recovery vs. New England on Nov. 12.

1999: Marked the first time in his NFL career he started in all 16 regular-season games with Pittsburgh...He had 57 total tackles, including 45 solos...Also added 4.5 sacks for 42.5 yards, 1 interception, 6 PBU, 10 quarterback pressures and 14 tackles for losses...Collected 1 interception and 1 fumble recovery...Ranked fourth on the team with 4.5 sacks...Started the first three regular-season games at right defensive end and the final 13 at left defensive end...Added 6 solo tackles at San Francisco on Nov. 7...Had 2 sacks vs. Cincinnati on Nov. 28.

1998: Finished the season with 42 total tackles, including 32 solo stops...Also registered 3.5 sacks, which tied Nolan Harrison and Carlos Emmons for the third most on the team, and 1 PBU...Was credited with 8 special teams tackles...Played in all 16 games and started nine contests, including seven consecutive starts vs. Baltimore on Oct. 18 – at Tennessee Nov. 15...Made his second career start at left end for the injured Nolan Harrison at Miami on Sept. 20 and had a strong game, registering 7 total tackles, 6 solos...Made his second consecutive start at left end against Seattle on Sept. 27 and finished the game with 3 total tackles and 1 special teams assist...Started his third consecutive game at left end at Cincinnati on Oct. 11 registering 2 total tackles and 1 sack for 2 yards...Added 7 tackles vs. Tennessee on Nov. 1...Registered a sack for 4 yards at Tennessee on Nov. 15...Had a key play on special teams at Detroit on Nov. 26 with a forced fumble on the opening kickoff of the second half, which was recovered by the Steelers...Registered 1 sack for a 10-yard loss against New England on Dec. 6...In the season finale, started for the injured Nolan Harrison at left defensive end at Jacksonville on Dec. 28 and registered 6 solo tackles, and 1 sack for 14 yards.

1997: Played in all 16 regular-season games and both postseason contests...Finished the season with 4 total tackles, 3 solos...Had 1 sack for 13 yards and 1 forced fumble...Also had 17 special teams tackles...Accumulated his most significant playing time of the season against Cincinnati on Nov. 16, registered 2 tackles, 1 sack and forced the first fumble of his career against Jeff Blake...Had 1 special teams tackle in the post-season.

1996: Played 13 games and emerged as team's top wedge buster...Played in Games 1 and 2...Was inactive for Games 3-5...Lined up on kickoff team for Games 6-14...Recorded his first NFL tackle vs. St. Louis Rams on Nov. 3...Suffered concussion at Cincinnati on Nov. 10...Added 1 tackle vs. San Francisco on Dec. 1 and at Carolina on Dec. 22...Played postseason games vs. Indianapolis on Dec. 29 and New England on Jan. 5, 1997 with a season high 3 tackles, 2 solos, and 1 sack at Patriots.

COLLEGE: At Florida State was slowed by ankle and rib injuries for most of senior season, but did come on toward end of year to finish with 45 tackles and 2 sacks...Lined up at defensive tackle...Played every game and started final six contests as junior at defensive tackle...Recorded 35 tackles...Rejoined team after originally signing with Seminoles in 1992...Attended Jones Community (Miss.) College...Named JC All-America, registering 76 tackles and 12 sacks...Also earned all-region and all-state honors...Played eight games as a freshman and made 46 stops...Criminal justice major.

ORPHEUS ROYE CONTINUED...

PERSONAL: Single...Lives in Carrol City, Fla...Was an all-conference and all-county selection for Miami Springs High School...Full name: Orpheus Michael Roye...Has supported Browns community programs, including Habitat For Humanity and the Taste of the NFL to benefit the Cleveland Foodbank.

ROYE'S SINGLE-GAME CAREER HIGHS

TACKLES: 11 at Pittsburgh 9/29/02; vs. Pittsburgh 11/3/02

SACKS: 2 vs. Cincinnati 11/28/99

FUMBLE RECOVERIES: 1 vs. Cleveland 11/14/99; vs. New England 11/12/00

FORCED FUMBLES: 1 vs. Cincinnati 11/16/97; vs. Baltimore 10/6/02; at New Orleans 11/24/02

INTERCEPTIONS: 1 twice: latest at Jacksonville 9/30/01

SAFETY: 1 vs. Pittsburgh 11/11/01

BLOCKED FG: 1 at Cincinnati 9/10/00

ROYE'S CAREER DEFENSIVE STATISTICS

YEAR	TACKLES			SACKS	INT'S	PBU	FUMBLES	QB PRESS.
	TOTAL	SOLO	ASST.	NO./YDS.	NO./YDS.		REC./FOR.	
1996 (Pit.)	3	1	2	0	0/0	0	0/0	0
1997 (Pit.)	4	3	1	1/13	0/0	0	0/1	0
1998 (Pit.)	42	34	8	3.5/27	0/0	0	0/0	0
1999 (Pit.)	57	45	12	4.5/42.5	1/2	6	1/0	0
2000 (Cle.)	69	43	26	2/8.5	0/0	4	1/0	9
2001 (Cle.)	34	28	6	0/0	1/0	5	0/0	12
2002 (Cle.)	76	58	18	0.5/3	0/0	4	0/2	37
CAREER	285	212	73	11.5/94	2/2	19	2/3	58

ROYE'S CAREER POSTSEASON DEFENSIVE STATISTICS

YEAR	TACKLES			SACKS	INT'S	PBU	FUMBLES	ST TACKLES
	TOTAL	SOLO	ASST.	NO./YDS.	NO./YDS.		REC./FOR.	
1996 (Pit.)	4	2	2	1/-	0/0	0	0/0	2
1997 (Pit.)	0	0	0	0/0	0/0	0	0/0	1
2002 (Cle.)	6	5	1	1/10	0/0	0	0/0	0
CAREER	10	7	3	2/10	0/0	0	0/0	3

ROYE'S 2002 GAME-BY-GAME DEFENSIVE STATISTICS

YEAR	OPP.	TACKLES			SACKS	INT'S	PBU	FUMBLES	QB	
		TOTAL	SOLO	ASST.	NO./YDS.	NO./YDS.		REC./FOR.	TFL	PRESS.
9/8	K.C.	1	1	0	0/0	0/0	0	0/0	0	1
9/15	Cin.	3	2	1	0/0	0/0	0	0/0	0	5
9/22	@ Ten.	5	5	0	0/0	0/0	0	0/0	0	1
9/29	@ Pitt.	11	7	4	0/0	0/0	0	0/0	2	1
10/6	Balt.	4	4	0	0/0	0/0	0	0/1	0	0
10/13	@ T.B.	6	5	1	0/0	0/0	0	0/0	1	2
10/20	Hou.	2	2	0	0/0	0/0	1	0/0	0	3
10/27	@ NYJ	4	2	2	0/0	0/0	0	0/0	0	2
11/3	Pitt.	11	8	3	0/0	0/0	1	0/0	3	4
11/17	@ Cin.	4	2	2	0/0	0/0	0	0/0	0	1
11/24	@ N.O.	7	6	1	0/0	0/0	1	0/1	0	7
12/1	Car.	4	3	1	0/0	0/0	0	0/0	0	2
12/8	@ Jack.	4	3	1	0/0	0/0	0	0/0	1	1
12/15	Ind.	5	5	0	0/0	0/0	0	0/0	1	3
12/22	@ Balt.	3	2	1	0.5/3	0/0	1	0/0	0	3
12/29	Atl.	2	1	1	0/0	0/0	0	0/0	0	1
TOTALS	16 GM	76	58	18	0.5/3	0/0	4	0/2	8	37

ROYE'S 2002 POSTSEASON GAME-BY-GAME DEFENSIVE STATISTICS

YEAR	OPP.	TACKLES			SACKS	INT'S	PBU	FUMBLES	TFL	QB PRESS.
		TOTAL	SOLO	ASST.	NO./YDS.	NO./YDS.		REC./FOR.		
1/5	@ Pitt.	6	4	1	1/10	0/0	0	0/0	1	0
TOTALS	1 GM	6	4	1	1/10	0/0	0	0/0	1	0

ORPHEUS ROYE CONTINUED...

ROYE'S 2001 GAME-BY-GAME DEFENSIVE STATISTICS

DATE/OPP.	TACKLES			SACKS	INT'S	PBU	FUMBLES	QB
	TOTAL	SOLO	ASST.	NO./YDS.	NO./YDS.		REC./FOR.	PRES.
9/9 vs. Sea.	4	4	0	0/0	0/0	0	0/0	2
9/23 vs. Det.	3	2	1	0/0	0/0	0	0/0	0
9/30 @ Jac.	0	0	0	0/0	1/0	0	0/0	2
10/7 vs. S.D.	2	1	1	0/0	0/0	0	0/0	1
10/14 @ Cin.	2	2	0	0/0	0/0	0	0/0	0
10/21 vs. Bal.	6	4	2	0/0	0/0	1	0/0	1
11/4 @ Chi.	2	2	0	0/0	0/0	2	0/0	1
11/11 vs. Pit.	5	5	0	0/0	0/0	1	0/0	0
11/18 @ Bal.	5	5	0	0/0	0/0	0	0/0	2
11/25 vs. Cin.	0	0	0	0/0	0/0	0	0/0	1
12/2 vs. Ten.	4	3	1	0/0	0/0	0	0/0	1
12/9 @ N.E.	1	0	1	0/0	0/0	1	0/0	1
12/16 vs. Jac.	Injured Reserve – (left knee sprain)							
12/23 @ G.B.	Injured Reserve – (left knee sprain)							
12/30 @ Ten.	Injured Reserve – (left knee sprain)							
1/6 @ Pit.	Injured Reserve – (left knee sprain)							
TOTALS	34	28	6	0/0	1/0	5	0/0	12

ROYE'S 2000 GAME-BY-GAME DEFENSIVE STATISTICS

YEAR	TACKLES			SACKS	INT'S	PBU	FUMBLES
	TOTAL	SOLO	ASST.	NO./YDS.	NO./YDS.		REC./FOR.
9/3 vs. Jac.	7	5	2	1/5	0/0	0	0/0
9/10 @ Cin.	1	0	1	0/0	0/0	0	0/0
9/17 vs. Pit.	9	5	4	0/0	0/0	2	0/0
9/24 @ Oak.	7	4	3	0/0	0/0	0	0/0
10/1 vs. Bal.	5	3	2	0/0	0/0	1	0/0
10/8 @ Ari.	4	3	1	0/0	0/0	0	0/0
10/15 @ Den.	5	3	2	0/0	0/0	0	0/0
10/22 @ Pit.	9	8	1	0/0	0/0	0	0/0
10/29 Cin.	3	1	2	0.5/2.5	0/0	0	0/0
11/5 N.Y.G.	4	3	1	0/0	0/0	0	0/0
11/12 N.E.	5	3	2	0/0	0/0	0	1/0
11/19 @ Ten.	2	1	1	0/0	0/0	0	0/0
11/26 @ Bal.	2	2	0	0/0	0/0	0	0/0
12/3 @ Jac.	3	2	1	0/0	0/0	0	0/0
12/10 Phi.	0	0	0	0.5/1	0/0	1	0/0
12/17 Ten.	3	0	3	0/0	0/0	0	0/0
TOTALS	69	43	26	2.0/8.5	0/0	4	1/0



TE DARNELL SANDERS 89

YEAR W/ BROWNS: **2ND** BIRTHDATE: **MARCH 16, 1979**
 YEAR IN NFL: **2ND** ACQUIRED: **D (4C) - '02**
 HEIGHT: **6-6** COLLEGE: **OHIO STATE**
 WEIGHT: **270**
GAMES PLAYED/STARTED: 2002 (10/3, 1/0).
CAREER GAMES: 10 games, 3 starts.
POSTSEASON GAMES: 1 game, 0 starts.

CAREER TRANSACTIONS: Selected by the Cleveland Browns in the fourth round, 122nd overall, in the 2002 NFL Draft.

CAREER HIGHLIGHTS: Recorded his first career TD reception at Cincinnati on Nov. 17, 2002.

SEASONAL REVIEW

2002: Appeared in 10 games during his rookie season, including three starts and totaled 3 receptions for 23 yards (7.7 avg.) and 1 TD...Saw most of his action as a blocking tight end in multiple tight end formations and on special teams...Made his NFL debut vs. Kansas City on Sept. 8 by starting at tight end as the Browns opened in a two-TE formation and he also played on special teams...Recorded his first career reception vs. Cincinnati on Sept. 15...Listed as inactive the next three weeks at Tennessee on Sept. 22, at Pittsburgh on Sept. 29 and vs. Baltimore on Oct. 6...Played reserve tight end at Tampa Bay on Oct. 13...Inactive the next three weeks vs. Houston on Oct. 20, at N.Y. Jets on Oct. 27 and vs. Pittsburgh on Nov. 3...Returned to action and recorded his first career touchdown reception at Cincinnati on Nov. 17 with a 14-yard touchdown reception from QB Tim Couch on the Browns opening possession of the contest...Started at tight end at New Orleans on Nov. 24 and had 1 reception for 9 yards and also played on special teams...Played tight end in blocking situations and also played on special teams vs. Carolina on Dec. 1, at Jacksonville on Dec. 8 and vs. Indianapolis on Dec. 15...Started at tight end at Baltimore on Dec. 22...Played tight end and special teams in the regular season finale vs. Atlanta on Dec. 29...Added 1 reception for 2 yards in the AFC Wild Card Game at Pittsburgh on Jan. 5.

COLLEGE: Starter at tight end for the Ohio State Buckeyes and during his collegiate career totaled 36 games, 23 starts, with 42 receptions for 474 yards (11.3 avg.) and 9 TDs...Started for the first time in 2000 and wound up as team's second leading receiver...Became Ohio State's "money receiver" down the stretch, repeatedly making clutch catches in pressure situations...His junior year in 2001 named All-Big Ten Conference second team selection by The NFL Draft Report...Started every game, coming up with 18 receptions for 197 yards (10.9 avg.) and 3 TDs...Had 56 key knockdowns to help a rushing attack that averaged 179.8 yards per game...During his sophomore year in 2000, started every game, except vs. Purdue...Finished with a career-high 23 catches for 270 yards (11.7 avg.) and 5 TDs...Played in every game in 1999 his freshman year as a reserve tight end...His only reception was a 7-yard touchdown on a halfback option thrown by Michael Wiley in the Purdue contest...In 1998 enrolled in the winter and took part in spring drills...Was redshirted in the fall.

PERSONAL: Played quarterback and strong safety, throwing for more than 800 yards as he rushed for 1,400 yards and intercepted 8 passes during his senior year at Warrensville Heights (Ohio) High School...Was also a baseball standout in high school and was drafted by the Cleveland Indians in 1997 as a first baseman...Earned All-America honors that year...Played in the Ohio-Pennsylvania Big 33 All-Star Game...Sociology major...Son of Donna and Larry Sanders...Enjoys playing basketball in his spare time...Born March 16, 1979...Resides in Warrensville Heights, Ohio...Supported the American Red Cross 'Wishes for the World' and the Toys For Tots holiday toy drive.

FUN FACTS

- Native of the Cleveland area (Warrensville Heights, Ohio) and was drafted by two hometown teams—by the Browns (4th round in 2002), and by the Cleveland Indians in 1997 as a first baseman.

SANDERS' SINGLE-GAME CAREER HIGHS

RECEPTIONS: 1 vs. Cincinnati 9/15/02; at Cincinnati 11/17/02; at New Orleans 11/24/02

RECEIVING YARDS: 14 at Cincinnati 11/17/02

RECEIVING TDS: 1 at Cincinnati 11/17/02

LONG RECEPTION: 14t at Cincinnati 11/17/02

SANDERS' CAREER RECEIVING STATISTICS

YEAR	NO.	YDS.	AVG.	LONG	TD
2002 (Cle.)	3	23	7.7	14	1
CAREER	3	23	7.7	14	1

SANDERS' CAREER POSTSEASON RECEIVING STATISTICS

YEAR	NO.	YDS.	AVG.	LONG	TD
2002 (Cle.)	1	2	2.0	2	0
CAREER	1	2	2.0	2	0



DB LEWIS SANDERS 21

YEAR W/ BROWNS: 4TH

BIRTHDATE: JUNE 22, 1978

YEAR IN NFL: 4TH

ACQUIRED: D (4A) - '00

HEIGHT: 6-1

COLLEGE: MARYLAND

WEIGHT: 210

GAMES PLAYED/STARTED: 2000 (11/1); 2001 (0/0); 2002 (16/2, 1/0).

CAREER GAMES: 27 games, 3 starts.

POSTSEASON GAMES: 1 game, 0 starts.

CAREER TRANSACTIONS: Selected by the Cleveland Browns in the fourth round, 95th overall, in the 2000 NFL Draft.

CAREER HIGHLIGHTS: Recorded his first career NFL interception at Cincinnati on Sept. 10, 2000...Added his first career start at left cornerback on Oct. 15, 2000 at Denver.

SEASONAL REVIEWS

2002: Appeared in all 16 regular season games for the first time in his career and also had two starting assignments...Backup corner in the nickel defensive package and key contributor on special teams...Totaled 27 tackles, including 22 solo, 1 interception, 1 sack for 5 yards and 2 fumbles recovered...Ranked 4th on the club with 13 special teams tackles...Recorded a career-high 7 tackles vs. Houston on Oct. 20...Added an interception vs. Pittsburgh on Nov. 3 with a 25-yard return late in the 2nd quarter...Registered his first career sack at Jacksonville on Dec. 8 with a 5-yard sack of Jaguars QB Mark Brunell...Added a recovered fumble at N.Y. Jets on Oct. 27 and at New Orleans on Nov. 24...**Game 1 vs. Kansas City 9/8:** Played corner in nickel defensive package with 2 solo tackles and 1 PBU...Also played on special teams with 1 tackle...**Game 2 vs. Cincinnati 9/15:** Played corner in the nickel defensive packages with 3 solo tackles...Part of a defensive effort that limited Cincinnati to only 7 points and forced 3 turnovers and 5 sacks...Also played on special teams...**Game 3 at Tennessee 9/22:** Played corner in the nickel defensive packages...Part of a defensive effort that allowed Tennessee only 187 net yards of offense, the fewest the club has allowed since 1994 (182, vs. Houston 11/27/94)...Also played on special teams...**Game 4 at Pittsburgh 9/29:** Played corner in the nickel defensive package and recorded 4 solo tackles...Also replaced starting corner Daylon McCutcheon (eye) when he left the game in the 3rd quarter...Part of a defensive effort that limited Pittsburgh to only 93 net yards rushing...Also played on special teams with one punt return on a reverse for 19 yards...Added 1 special teams tackle...**Game 5 vs. Baltimore 10/6:** Played corner in the nickel defensive package with 1 tackle...Also played on special teams with 1 tackle...**Game 6 at Tampa Bay 10/13:** Played corner in the nickel defensive package...Also played on special teams with 2 tackles...**Game 7 vs. Houston 10/20:** Made his second career start at strong safety replacing the injured Robert Griffith (shoulder)...Recorded a career-high 7 tackles, including 5 solo and was tied for 2nd on the team...Part of a defensive effort that recorded 8 sacks and 1 forced fumble...Also played on special teams with 2 solo tackles...**Game 8 at N.Y. Jets 10/27:** Started at left corner for the injured Corey Fuller and recorded 3 tackles, including 1 solo, and 1 recovered fumble...Also in the 2nd quarter, Earl Little forced a fumble with a hit on WR Wayne Chrebet at the Cleveland 3-yard line and Sanders recovered the fumble to thwart a potential Jets scoring drive...Part of a defense that limited the N.Y. Jets to 241 net yards of offense, including only 2 net yards of offense in the 3rd quarter, and forced 3 turnovers...Also played on special teams...**Game 9 vs. Pittsburgh 11/3:** Played

FUN FACTS

- Participated in the National Day of Prayer and Remembrance on Sept. 14, 2001 in memory of the terrorist attack on Sept. 11, 2001, as his father, Lewis, managed to safely escape his office in the World Trade Center in New York City.
- Ranks sixth on Maryland's career-record list with 956 yards on kickoff returns and seventh with 10 interceptions.

LEWIS SANDERS CONTINUED...

corner in the nickel defensive package and recorded 3 solo tackles and 1 interception for 25 yards...Late in the 2nd quarter intercepted a pass from Pittsburgh QB Tommy Maddox intended for WR Antwaan Randle El at the Cleveland 1-yard line and returned it 25 yards to the 26-yard line to thwart a potential Steelers scoring drive...Also played on special teams...**Week 10 at Cincinnati 11/17:** Played corner in the nickel defensive package with 2 solo tackles and 1 PBU...Also played on special teams with 1 tackle...**Game 11 at New Orleans 11/24:** Played corner in the nickel defensive package...Recovered a fumble in the 4th quarter as DT Orpheus Roye forced a fumble on Saints FB James Fenderson at the New Orleans 34-yard line and Sanders recovered and returned the ball 13 yards to the New Orleans 21-yard line...Also played on special teams...**Game 12 vs. Carolina 12/1:** Played corner with 1 solo tackle...Also played on special teams...**Game 13 at Jacksonville 12/8:** Played corner in the nickel defensive package with 1 solo tackle and 1 sack for 5 yards...Recorded his first career sack in the 2nd quarter with a 5-yard sack of Jaguars QB Mark Brunell on a 3rd and 11 play to force a punting situation...Part of a defensive effort that limited the Jaguars to 211 net yards of offense including 54 net yards passing...**Game 14 vs. Indianapolis 12/15:** Played corner in the nickel defensive package...Also played on special teams with 2 tackles...**Game 15 at Baltimore 12/22:** Played corner in the nickel defensive package...Also played on special teams...**Game 16 vs. Atlanta 12/29:** Played corner in the nickel defensive package...Also played on special teams with 3 tackles and 1 recovered fumble...Added a fumble recovery on kickoff coverage in the 1st quarter as Falcons KR Allen Rossum fumbled at the Atlanta 30-yard line...**AFC Wild Card Game at Pittsburgh 1/5:** Played corner in the nickel defensive package with 4 tackles, including 2 solo and 1 PBU...Also played on special teams with a team leading 3 tackles.

2001: Missed the entire 2001 regular season with a leg injury...Placed on Injured Reserve on Aug. 27.

2000: In his rookie season, appeared in 11 games, including one starting assignment and totaled 21 tackles, 12 solos, 1 interception and ranked second on the club with 10 PBU...Began the season as the nickel corner in the defensive package and saw increased playing time throughout the regular season...Also recorded 3 special teams tackles during the 2000 season...Recorded his first career interception at Cincinnati on Sept. 10 with an interception of an Akili Smith third-quarter pass intended for WR Ron Dugans...Added 2 tackles vs. Pittsburgh on Sept. 17...Recorded 1 tackle and established a career-high 3 PBU at Oakland on Sept. 24...Established a season-high 6 tackles and matched a career-high 3 PBU vs. Baltimore on Oct. 1...Made his first career start at left cornerback at Denver on Oct. 15, replacing starter Corey Fuller (shoulder) and recorded 3 tackles and 1 PBU...Played corner at Pittsburgh with 3 tackles, 2 solos and 2 PBU as the defensive secondary held the Steelers to 105 net yards passing...Missed five games due to injury: Week 6 with a neck strain and four games (Week 11-14) with an ankle injury...Returned to play corner vs. Philadelphia on Dec. 10 and vs. Tennessee on Dec. 17 and added 3 solo tackles vs. Tennessee.

COLLEGE: Only the fourth player in Maryland history to return 2 kickoff returns for touchdowns in a career...Ranks sixth on the Terps' career-record list with 956 yards on kickoff returns and seventh with 10 interceptions...In 1999, All-America third team choice by SportsPage.com and *The Sporting News*...All-Atlantic Coast Conference first team selection...Semifinalist for the Jim Thorpe Award, given to the nation's top defensive back...Returned to the football field after missing the 1998 season, starting all year at strongside cornerback...Led the ACC in interceptions and ranked third in kickoff returns...Recorded 56 tackles, 43 solos, with 14 PBU, 3 recovered fumbles, 1 forced fumble and 6 interceptions for 37 yards...Added 482 yards and 1 TD on 18 kickoff returns (26.8 avg.)...In 1998, sat out the season while recovering from surgery to tighten shoulder suffered in the final game (vs. Georgia Tech) of the 1997 season...In 1997, started 10 games at free safety...Ranked third in the conference with 4 interceptions for 99 yards...Gained 460 yards and 1 TD on 19 kickoff returns (24.2 avg.)...Recorded 74 tackles, 54 solos, with a 12-yard sack and 4 tackles for loss, 2 recovered fumbles, 1 forced fumble and 1 PBU...In 1996, played in 11 games as a true freshman, seeing action in the defensive secondary and on special teams...Totaled 6 tackles, 4 solos, with 1 sack for 4 yards, 1 PBU and 1 recovered fumble.

LEWIS SANDERS CONTINUED...

PERSONAL: Very active in the Cleveland community by donating his time to various charitable causes including building a home for Habitat For Humanity, visiting patients at the Cleveland Clinic Children's Hospital and Rainbow Babies and Children's Hospital, building a playground for the United Way's Hometown Huddle program, supporting the Make-A-Wish Foundation and the Taste of the NFL to benefit the Cleveland Foodbank...Also participated in the National Day of Prayer and Remembrance on Sept. 14, 2001 in memory of the terrorist attack on Sept. 11, 2001, as his father, Lewis, managed to safely escape his office in the World Trade Center in New York City...*Blue Chip Illustrated* All-America choice, adding *Prep Football Report* All-East honors at St. Peter's (Staten Island, N.Y.) High School...All-star selection by the *New York Daily News* and *Long Island Newsday*...All-league pick as a junior and senior...Rushed for 800 yards and scored 10 TDs as a senior...Criminology and criminal justice major...Son of Vanessa and Lewis Sanders...Born Lewis Lindell Sanders on June 22, 1978...Resides in Staten Island, N.Y.

SANDERS' SINGLE-GAME CAREER HIGHS

TACKLES: 7 vs. Houston 10/20/02

SACKS: 1 at Jacksonville 12/8/02

INTERCEPTIONS: 1 at Cincinnati 9/10/00; vs. Pittsburgh 11/3/02

INTERCEPTION RETURN YARDS: 25 vs. Pittsburgh 11/3/02

RECOVERED FUMBLE: 1 at N.Y. Jets 10/27/02; at New Orleans 11/24/02

PASSES BROKEN UP: 3 at Oakland 9/24/00; vs. Baltimore 10/1/00

SANDERS' CAREER DEFENSIVE STATISTICS

YEAR	TACKLES			SACKS NO./YDS.	INT'S NO./YDS.	PBU	FUMBLES REC./FOR.	ST TACKLES
	TOTAL	SOLO	ASST.					
2000 (Cle.)	21	12	9	0/0	1/0	10	0/0	3
2001 (Cle.)	Reserve-Injured							
2002 (Cle.)	27	22	5	1/5	1/25	2	2/0	13
CAREER	48	34	14	1/5	2/25	12	2/0	16

SANDERS' CAREER POSTSEASON DEFENSIVE STATISTICS

YEAR	TACKLES			SACKS NO./YDS.	INT'S NO./YDS.	PBU	FUMBLES REC./FOR.	ST TACKLES
	TOTAL	SOLO	ASST.					
2002 (Cle.)	4	2	2	0/0	0/0	1	0/0	3
CAREER	4	2	2	0/0	0/0	1	0/0	3

SANDERS' 2002 GAME-BY-GAME DEFENSIVE STATISTICS

DATE	OPP.	TACKLES			SACKS NO./YDS.	INT'S NO./YDS.	PBU	FUMBLES REC./FOR.	TFL
		TOTAL	SOLO	ASST.					
9/8	K.C.	2	2	0	0/0	0/0	1	0/0	0
9/15	Cin.	3	3	0	0/0	0/0	0	0/0	0
9/22	@ Ten.	0	0	0	0/0	0/0	0	0/0	0
9/29	@ Pitt.	4	4	0	0/0	0/0	0	0/0	0
10/6	Balt.	1	0	1	0/0	0/0	0	0/0	0
10/13	@ T.B.	0	0	0	0/0	0/0	0	0/0	0
10/20	Hou.	7	5	2	0/0	0/0	0	0/0	0
10/27	@ NYJ	3	1	2	0/0	0/0	0	1/0	0
11/3	Pitt.	3	3	0	0/0	1/25	0	0/0	0
11/17	@ Cin.	2	2	0	0/0	0/0	1	0/0	0
11/24	@ N.O.	0	0	0	0/0	0/0	0	1/0	0
12/1	Car.	1	1	0	0/0	0/0	0	0/0	0
12/8	@ Jack.	1	1	0	1/5	0/0	0	0/0	0
12/15	Ind.	0	0	0	0/0	0/0	0	0/0	0
12/22	@ Balt.	0	0	0	0/0	0/0	0	0/0	0
12/29	Atl.	0	0	0	0/0	0/0	0	0/0	0
TOTALS	16 GM	27	22	5	1/5	1/25	2	2/0	0

SANDERS' 2002 POSTSEASON GAME-BY-GAME DEFENSIVE STATISTICS

DATE	OPP.	TACKLES			SACKS		INT'S		FUMBLES	
		TOTAL	SOLO	ASST.	NO./YDS.	NO./YDS.	PBU	REC./FOR.	TFL	
1/5	@ Pitt.	4	2	2	0/0	0/0	1	0/0	0	
TOTALS	1 GM	4	2	2	0/0	0/0	1	0/0	0	

SANDERS' CAREER INTERCEPTIONS (2000-2002)

NO.	OPPONENT	DATE	SCORE	QUARTERBACK	RETURN YARDS
1	@ Cincinnati	9/10/00	W 24-7	Akili Smith	0
2	vs. Pittsburgh	11/3/02	L 20-23	Tommy Maddox	25



DL CEDRIC SCOTT 93

YEAR W/ BROWNS: 2ND

BIRTHDATE: OCT. 19, 1977

YEAR IN NFL: 3RD

ACQUIRED: FA - '02

HEIGHT: 6-5

COLLEGE: SOUTHERN
MISSISSIPPI

WEIGHT: 290

GAMES PLAYED/STARTED: 2001 (9/0); 2002 (4/0, 1/0).

CAREER GAMES: 13 games, 0 starts.

POSTSEASON GAMES: 1 game, 0 starts.

CAREER TRANSACTIONS: Originally drafted by the New York Giants in the 4th round, 114th overall, in the 2001 NFL Draft... Waived by New York Giants on Sept. 1, 2002...Signed by Cleveland as a free agent on Nov. 11, 2002.

SEASONAL REVIEWS

2002: Began the year with the New York Giants and was waived at the end of training camp... Signed with Cleveland on Nov. 13 and appeared in four regular season games as a backup defensive end and also played on special teams...Made his Browns debut at Jacksonville on Dec. 8 at defensive end...Played on special teams vs. Indianapolis on Dec. 15, at Baltimore on Dec. 22 and vs. Atlanta on Dec. 29...Added 1 special teams tackle in the AFC Wild Card Game at Pittsburgh on Jan. 5.

2001: As a rookie played in 9 games with no starts...Missed 7 games with a fractured hand... Finished the season with 3 tackles on defense, including 1 solo...Also had 3 special teams tackles... Made his NFL debut at Denver on Sept. 10 on special teams and also saw action exclusively on special teams at Kansas City on Sept. 23...Only action came on field goal block unit, kickoff return and punt return teams vs. New Orleans on Sept. 30...Played on special teams vs. Washington on Oct. 7 and played briefly at defensive end in the 3rd quarter...Finished with a team high 2 special teams tackles at St. Louis on Oct. 14 and also saw action at defensive end...Finished with 1 special teams tackle vs. Philadelphia on Oct. 22 and also played defensive end...Saw action on special teams and at defensive end at Washington on Oct. 28...Recorded his first tackle of his career vs. Dallas on Nov. 4...Did not play after fracturing hand at Arizona on Nov. 11...Inactive at Minnesota on Nov. 19, vs. Oakland on Nov. 25, at Dallas on Dec. 9, vs. Arizona on Dec. 15, vs. Seattle on Dec. 23 and at Philadelphia on Dec. 30...In the season finale vs. Green Bay on Jan. 6 saw extensive playing time at right defensive end in the 2nd half and finished with 2 tackles, 1 solo.

COLLEGE: Played in 44 games, starting all 33 his final three seasons...Never missed a game due to injuries as a collegian...Collected 195 tackles, 98 solo, with 26.5 sacks for 143 yards and 47 tack-

FUN FACTS

- Never missed a game due to injury during his collegiate career.
- All-Conference USA first team selection his final two seasons at Southern Mississippi.

CEDRIC SCOTT CONTINUED...

les for loss of 190 yards...The 26.5 sacks place him second in school history (Adalius Thomas had 34.5 from 1996-99)...All-Conference USA first team selection as a junior and senior playing strong-side defensive end...In 2000 finished fourth on the team with 65 tackles, 33 solo, and led the squad with 12 sacks for 56 yards and 19 tackles for loss of 70 yards...Recovered 2 fumbles and 1 forced fumble...Had 54 tackles, 28 solo, 4.5 sacks for 32 yards and 14 tackles for loss of 59 yards as a junior...Second-team All-Conference USA choice at strongside defensive end as a sophomore in 1998...Recorded 66 tackles, 32 solo, was second on the team with 9.5 sacks for 49 yards and 12 tackles for loss of 54 yards...Played in every game as a freshman reserve in 1997 and finished with 10 tackles, 5 solo, with an assisted sack and 2 tackles for loss...Redshirted in 1996.

PERSONAL: Graduated from Southern Mississippi in May 2000, with a degree in exercise physiology, attaining a 3.03 grade point average...All-District selection as a defensive end at Gulfport (Miss.) High School...Recorded 69 tackles with 8 sacks and 2 fumble recoveries as a senior...Team captain, earning district Outstanding Defensive Lineman honors...Played in the Mississippi-Alabama High School All-Star game...Also lettered in track, winning the district shot put and discus titles...Born Oct. 19, 1977.

SCOTT'S SINGLE-GAME CAREER HIGHS

TACKLES: 2 vs. Green Bay 1/6/02

SACKS: 0

SCOTT'S CAREER DEFENSIVE STATISTICS

YEAR	TOTAL	TACKLES		SACKS		INT'S NO./YDS.	PBU	FUMBLES		ST TACKLES
		SOLO	ASST.	NO./YDS.	NO./YDS.			REC./FOR.	REC./FOR.	
2001 (NYG)	3	1	2	0/0	0/0	0	0	0/0	0	3
2002 (Cle.)	0	0	0	0/0	0/0	0	0	0/0	0	0
CAREER	3	1	2	0/0	0/0	0	0	0/0	0	3



TE AARON SHEA 80

YEAR W/ BROWNS: 4TH

BIRTHDATE: DEC. 5, 1976

YEAR IN NFL: 4TH

ACQUIRED: D (4B) - '00

HEIGHT: 6-3

COLLEGE: MICHIGAN

WEIGHT: 255

GAMES PLAYED/STARTED: 2000 (15/8); 2001 (12/5); 2002 (7/3).

CAREER GAMES: 34 games, 16 starts.

POSTSEASON GAMES: 0 games, 0 starts.

CAREER TRANSACTIONS: Selected by the Cleveland Browns in the fourth round, 110th overall, in the 2000 NFL Draft.

CAREER HIGHLIGHTS: In his rookie season, appeared in 15 games, with 8 starts, and recorded 30 receptions for 302 yards and 2 TDs...Ranked eighth in the NFL among rookie receivers with 30 receptions...Recorded his first career TD reception vs. Pittsburgh on Sept. 17, 2000.

SEASONAL REVIEWS

2002: In his third season with the Browns suffered through an injury plagued season and appeared in 7 games, including 3 starts at tight end...Played a key blocking role in offense at

FUN FACTS

- Is an avid video game fan and hosts an annual video game tournament during the off-season.
- Father, Tom, played high school basketball against former Browns offensive tackle and current radio color commentator, Doug Dieken.

ARON SHER CONTINUED...

both the tight end and H-back positions and totaled 7 receptions for 49 yards (7.0 avg.) and also added 2 tackles on special teams...Missed the first two games of the regular season due to a shoulder injury suffered during training camp...Returned to action at Tennessee on Sept. 22 and had 1 reception for 8 yards...Added 2 receptions for 22 yards, including a long of 18 yards at Pittsburgh on Sept. 29...Started at tight end vs. Baltimore on Oct. 6 with 1 reception for 9 yards... Started at tight end and also played on special teams at Tampa Bay on Oct. 13...Added 1 special teams tackle vs. Houston on Oct. 20...Started at tight end with a season-high 3 receptions for 10 yards and had 1 special teams tackle at N.Y. Jets on Oct. 27...Played H-back and tight end and also appeared on special teams with 1 tackle vs. Pittsburgh on Nov. 3...Suffered an ankle injury during practice during the bye week and listed as inactive at Cincinnati on Nov. 17 and was placed on Injured-Reserve on Nov. 19...Missed the final seven regular season games due to the ankle injury.

2001: Appeared in 12 games at both the TE and HB position, including 5 starts at HB and totaled 14 receptions for 86 yards (6.1 avg.) and was a key contributor on special teams with 10 tackles, 7 solos...Matched a career-high 6 receptions for 32 yards (5.3 avg.), including a long of 12 yards vs. Tennessee on Dec. 2...Missed the final four games with a shoulder injury...Had 1 reception for 10 yards vs. San Diego on Oct. 7...Added 1 reception for 4 yards at Chicago on Nov. 4 and 1 reception for 6 yards at Baltimore on Nov. 18...Had 3 receptions for 21 yards vs. Cincinnati on Nov. 25... Started at HB at New England on Dec. 9 with 1 reception for 11 yards and left the game with a shoulder injury...Listed as inactive the next two consecutive weeks and was placed on Injured-Reserve with the shoulder injury on Dec. 27.

2000: In his rookie season, appeared in 15 games, including eight starting assignments and totaled 30 receptions for 302 yards and 2 TDs...Ranked eighth in the NFL among rookie receivers with his 30 receptions...Recorded the most receptions by a Browns TE since Ozzie Newsome in 1988 (35) and yards since Brian Kinchen in 1993 (347)...Recorded a reception in 13 of the 15 games he played...Made his first NFL start at Cincinnati on Sept. 10 and recorded a 30-yard reception in the Browns' 24-7 win over the Bengals...Collected his first career NFL touchdown reception the following week vs. Pittsburgh on Sept. 17 with a 2-yard TD reception from QB Tim Couch in the Browns' 23-20 win...Established a career-high 6 receptions for 76 yards at Denver on Oct. 15, including a career-high 37-yard reception...Added his second TD reception of the season vs. New England on Nov. 12 with a 9-yard TD grab in the second quarter...Was inactive Week 13 at Baltimore on Nov. 26 with a thigh injury.

COLLEGE: Career totals include 27 rushes for 104 yards and 68 catches for 574 yards and 5 TDs...In 1999, Super Sleeper Team and All-Big Ten Conference second team selection by Sports Page.com... Lined up at fullback, gaining 31 yards on 11 carries (2.8 avg.)...Third on the team with 38 receptions for 289 yards (7.6 avg.) and 3 TDs...Credited with 40 knockdown blocks...In 1998, All-Big Ten Conference honorable mention...Appeared in 11 games, starting vs. Notre Dame, Iowa, Indiana, Wisconsin and Hawaii at fullback...Carried 16 times for 73 yards (4.6 avg.)...Fourth on the team with 16 receptions for 154 yards (9.6 avg.) and 1 TD...Recorded 4 tackles, 3 solos...In 1997, appeared in every game, starting vs. Michigan State at tight end...Finished with 9 receptions for 85 yards (9.4 avg.)...Recorded 5 solo tackles...In 1996, played in every game, earning a starting assignment at tight end vs. Penn State...Caught 5 passes for 46 yards (9.2 avg.) and 1 TD...In 1995, redshirted as a freshman...Performed on the scout team as a fullback...Moved to tight end in spring drills after the season.

PERSONAL: Active in the Cleveland community as he assists with various charitable events, including the Cleveland Browns Foundation Tailgate Party and Golf Outing, United Way's Hometown Huddle program and building a home for Habitat For Humanity...Hosts during the offseason an annual football video game tournament...All-America selection by Super Prep (rated the top tight end prospect in the country by that publication) and Blue Chip Illustrated (rated second in the nation) at Ottawa (Ill.) High School...Rated the sixth-best defensive end prospect in the country by the National Recruiting Advisor...Added all-state honors...Lettered three times as a fullback, tail-

ARON SHEA CONTINUED...

back, quarterback, linebacker, tight end and split end...Carried 123 times for 574 yards (4.7 avg.) with 10 TDs, caught 24 passes for 292 yards (12.1 avg.), including five scores, recorded 115 solo tackles, had 9 sacks and 3 interceptions as a senior...Enrolled in the College of Kinesiology as a sports management and communications major...Born Dec. 5, 1976...Married the former Caitlin Gibbons on June 21, 2003.

SHEA'S SINGLE-GAME CAREER HIGHS

RECEPTIONS: 6 at Denver (10/15/00); vs. Tennessee (12/2/01)

RECEIVING YARDS: 76 at Denver (10/15/00)

RECEIVING TD'S: 1 vs. Pittsburgh (9/17/00); vs. New England (11/12/00)

LONG RECEPTION: 37 at Denver (10/15/00)

SHEA'S CAREER RECEIVING STATISTICS

YEAR	REC.	YARDS	AVERAGE	LONG	TD
2000 (Cle.)	30	302	10.1	37	2
2001 (Cle.)	14	86	6.1	12	0
2002 (Cle.)	7	49	7.0	18	0
CAREER	51	437	8.6	37	2

SHEA'S 2002 OFFENSIVE STATISTICS

DATE	OPP.	NO.	RECEIVING YARDS	AVERAGE	LONG	TD
9/8	K.C.	Inactive (shoulder)				
9/15	Cin.	Inactive (shoulder)				
9/22	@ Ten.	1	8	8.0	8	0
9/29	@ Pitt.	2	22	11.0	18	0
10/6	Balt.	1	9	9.0	9	0
10/13	@ T.B.	0	0	0.0	0	0
10/20	Hou.	0	0	0.0	0	0
10/27	@ NYJ	3	10	3.3	5	0
11/3	Pitt.	0	0	0.0	0	0
11/17	@ Cin.	Inactive (ankle)				
TOTALS	7 GM	7	49	7.0	18	0

SHEA'S 2001 OFFENSIVE STATISTICS

DATE/OPPONENT	NO.	RECEIVING YARDS	AVERAGE	LONG	TD
9/9 vs. Sea.	0	0	0.0	0	0
9/23 vs. Det.	0	0	0.0	0	0
9/30 @ Jac.	0	0	0.0	0	0
10/7 vs. S.D.	1	10	10.0	10	0
10/14 @ Cin.	0	0	0.0	0	0
10/21 vs. Bal.	1	2	2.0	2	0
11/4 @ Chi.	1	4	4.0	4	0
11/11 vs. Pit.	0	0	0.0	0	0
11/18 @ Bal.	1	6	6.0	6	0
11/25 vs. Cin.	3	21	7.0	9	0
12/2 vs. Ten.	6	32	5.3	12	0
12/9 @ N.E.	1	11	11.0	11	0
12/16 vs. Jac.	Inactive (shoulder)				
12/23 @ G.B.	Inactive (shoulder)				
12/30 @ Ten.	Reserve-Injured (shoulder)				
1/6 @ Pit.	Reserve-Injured (shoulder)				
TOTALS	14	86	6.1	12	0

SHEA'S 2000 OFFENSIVE STATISTICS

DATE/OPPONENT	NO.	RECEIVING			TD
		YARDS	AVERAGE	LONG	
9/3 vs. Jac.	1	24	24.0	24	0
9/10 @ Cin.	1	30	30.0	30	0
9/17 vs. Pit.	4	43	10.8	36	1
9/24 @ Oak.	2	7	3.5	4	0
10/1 vs. Bal.	0	0	0.0	0	0
10/8 @ Ari.	3	12	4.0	5	0
10/15 @ Den.	6	76	12.7	37	0
10/22 @ Pit.	1	21	21.0	21	0
10/29 Cin.	1	3	3.0	3	0
11/5 N.Y.G.	4	27	6.8	9	0
11/12 N.E.	1	9	9.0	9	1
11/19 @ Ten.	1	9	9.0	9	0
11/26 @ Bal.	Inactive - Thigh				
12/3 @ Jac.	0	0	0.0	0	0
12/10 Phi.	3	33	11.0	16	0
12/17 Ten.	2	8	4.0	5	0
TOTALS	30	302	10.1	37	2



OL BARRY STOKES 79

YEAR W/ BROWNS: **2ND**

YEAR IN NFL: **6TH**

HEIGHT: **6-4**

WEIGHT: **310**

BIRTHDATE: **DEC. 20, 1973**

ACQUIRED: **UFA (G.B.) - '02**

COLLEGE: **EASTERN MICHIGAN**

GAMES PLAYED/STARTED: 1996 (0/0); 1997 (0/0); 1998 (3/0, 0/0); 1999 (0/0); 2000 (8/0); 2001 (16/3, 2/0); 2002 (16/16, 1/1).

CAREER GAMES: 43 games, 19 starts.

POSTSEASON GAMES: 3 games, 1 start.

CAREER TRANSACTIONS: Signed by the Detroit Lions as an undrafted rookie free agent on April 26, 1996...Waived by Detroit on Aug. 14, 1996...Signed by the Jacksonville Jaguars to the practice squad on Oct. 22, 1996...Signed by the Atlanta Falcons on Jan. 30, 1997...Waived by Atlanta on April 29, 1997...Signed by the St. Louis Rams on Aug. 4, 1997...Waived by St. Louis on Aug. 18, 1997...Signed by St. Louis to the practice squad on Aug. 27, 1997...Waived by St. Louis on Oct. 6, 1997...Signed by the Miami Dolphins to the practice squad on Nov. 26, 1997...Allocated by Miami to the Scottish Claymores of NFL Europe in 1998...Waived by Miami on Aug. 25, 1998...Signed by Miami to the active roster on Nov. 4, 1998...Allocated by Miami to the Scottish Claymores of NFL Europe in 1999...Waived by Miami on Sept. 4, 1999...Signed by the Green Bay Packers as a free agent on Sept. 8, 1999...Waived by Green Bay on Sept. 21, 1999...Signed by Green Bay as a free agent on Oct. 20, 1999...Waived by Green Bay on Nov. 9, 1999...Signed by the Oakland Raiders as a free agent on Dec. 29, 1999...Signed by Green Bay on July 22, 2000...Waived by Green Bay on Sept. 26, 2000...Signed by Green Bay on Oct. 23, 2000...Signed by the Cleveland Browns as an unrestricted free agent on April 1, 2002.

FUN FACTS

- Journeyman lineman is now with his eighth NFL team over the last eight years, since entering the NFL as an undrafted free agent out of Eastern Michigan.
- Was the Flint (Mich.) 'Golden Gloves' boxing champion in 1991.

SEASONAL REVIEWS

2002: In his first season with the Browns earned the starting left guard position and started all 16 regular season games for the first time in his NFL career...Was the only offensive starter to play every offensive snap during the regular season and postseason...Helped the Browns offense improve to 23rd in offense with 314.2 ypg (ranked 31st in 2001-259.5 ypg), 18th in passing with 213.3 ypg (ranked 28th in 2001-175.1 ypg) and 23rd in rushing with 100.9 ypg (ranked 31st in 2001-84.4 ypg)...**Game 1 vs. Kansas City 9/8:** Started at left guard as the Browns offensive line provided QB Kelly Holcomb time to throw for a career-high 326 yards passing as the team totaled 411 net yards of total offense...**Game 2 vs. Cincinnati 9/15:** Started at left guard...Part of an offensive line that allowed QB Kelly Holcomb to throw for 198 yards passing and was sacked only once...**Game 3 at Tennessee 9/22:** Started at left guard...Part of an offensive line that helped the offense roll for 403 net yards of offense and allow QB Tim Couch to throw for 326 yards and 3 TDs...**Game 4 at Pittsburgh 9/29:** Started at left guard...Threw a key block to spring RB Jamel White for a 4-yard TD run in the 4th quarter to give the Browns a 13-7 lead...Part of an offensive line that paved the way for RB Jamel White to rush for 105 yards and team 123 net yards rushing...**Game 5 vs. Baltimore 10/6:** Started at left guard as the offensive line gave Tim Couch and Kelly Holcomb time to throw for a season-high 371 net yards passing...**Game 6 at Tampa Bay 10/13:** Started at left guard...**Game 7 vs. Houston 10/20:** Started at left guard as the offensive line paved the way for 2 rushing TDs...**Game 8 at N.Y. Jets 10/27:** Started at left guard...Part of an offensive line that provided QB Tim Couch enough time to throw for 294 yards and 2 TDs and control the ball for 37:54 time of possession in the Browns 24-21 come-from-behind win...**Game 9 vs. Pittsburgh 11/3:** Started at left guard...**Game 10 at Cincinnati 11/17:** Started at left guard as the Browns offensive line did not allow a sack as QB Tim Couch threw for 242 yards and 3 TDs and RB William Green added 96 yards rushing as the Browns offense had 382 net yards of total offense, including 140 net yards rushing...**Game 11 at New Orleans 11/24:** Started at left guard as the offensive line provided room for RB William Green to rush for 114 yards and the Browns totaled 163 net yards rushing, 339 total net yards and held the ball for 31:11 time of possession...**Game 12 vs. Carolina 12/1:** Started at left guard as the offensive line paved the way for 140 net yards rushing...**Game 13 at Jacksonville 12/8:** Started at left guard as the offensive line paved the way for 173 net yards rushing, as RB William Green rushed for 119 yards, and the team totaled 417 net yards of offense as Couch threw for 264 yards passing in the 21-20 win at Jacksonville...**Game 14 vs. Indianapolis 12/15:** Started at left guard as the offensive line provided enough time for Couch to pass for 287 yards and 2 TDs as the offense totaled 349 net yards of offense...**Game 15 at Baltimore 12/22:** Started at left guard as the offensive line provided enough time for QB Tim Couch to throw for 209 yards as the offense totaled 256 net yards of offense in the 14-13 victory...**Game 16 vs. Atlanta 12/29:** Started at left guard as the offensive line provided RB William Green room to rush for 178 yards and 2 TDs, and team season-high 189 net yards rushing...**AFC Wild Card Game at Pittsburgh 1/5:** Started at left guard as the offensive line provided QB Kelly Holcomb enough time to throw for 429 yards and 3 TDs as the offense totaled 447 net yards of offense.

2001: Backed up starting LT Chad Clifton on the Green Bay offensive line and also served as a back-up at guard while contributing on special teams...Played in all 16 regular-season games for the first time during his four-year career, starting on three occasions...Also suited up for both of Green Bay's playoff contests...Made his first-ever NFL start on Nov. 11 at Chicago, replacing the inactive Clifton (ankle) in the lineup, a role he repeated against Atlanta on Nov. 18...Also started Thanksgiving Day game at Detroit on Nov. 22 and threw a key block to help spring RB Ahman Green's 26-yard TD run that opened the scoring in the eventual 29-27 victory...Earlier, had seen extensive action in 21-20 triumph over Tampa Bay on Nov. 4, playing most of the game after Clifton sprained an ankle on the first offensive series for Green Bay and limited the Bucs' Simeon Rice to 2 assisted tackles...Helped RB Green into the end zone on his go-ahead, 4-yard TD run midway through the fourth quarter of 24-13 win over Minnesota on Dec. 30...Had an important block on Dorsey Levens' 53-yard kickoff return to open the second half as Green Bay subsequently drove 31 yards for a TD that stretched its lead to 24-10 in the eventual 34-25 win over the New York Giants on Jan. 6...Was frequently used as a second tight end in the second half of Monday night win over

BARRY STOKES CONTINUED...

Washington on Sept. 24 after backup TE David Martin left with a shoulder injury just before half-time...Also served as backup tight end throughout victory at Carolina on Sept. 30 with Martin inactive due to shoulder problem...Played much of the fourth quarter at left tackle in loss at Tampa Bay on Oct. 7 when Clifton was forced out by a hamstring strain...Has been inserted as an extra blocker and on special teams in most other games during the season.

2000: Saw action in eight games for the Packers mainly on special teams and served as a backup at both guard and tackle over two separate stints with Green Bay...Also dressed but did not play in five other contests for the Packers...Originally joined the Packers in 2000 on the eve of training camp...Earned a roster spot in training camp over several more tenured players by virtue of his play and the ability to line up at several spots along the offensive line...Played in Green Bay's first four regular-season games before being released on Sept. 26...Returned to the Packers as a free agent on Oct. 23...Did not play in the ensuing five contests...Subsequently got onto the field for each of the final four games...Received late-game action at right guard in win over Chicago on Dec. 3 following one play at left guard.

1999: In his second season with Miami was once again allocated by the Dolphins to participate in NFL Europe and spent the 1999 Europe season with the Scottish Claymores and started all 10 games at left tackle for the second year in a row...Waived by the Dolphins on the final cutdown of training camp on Sept. 4...Signed by Green Bay as a free agent on Sept. 8...Was listed as inactive for each of the Packers' first two games before his release by the Packers on Sept. 21...Re-signed by Green Bay on Oct. 20 and was inactive for the club's next three contests...Waived by Green Bay on Nov. 9...Signed with Oakland as a free agent just prior to the end of the season on Dec. 29 and was inactive for the Raiders' final game.

1998: Began the year with Miami and was allocated by the Dolphins to participate in NFL Europe and spent the 1998 season with the Scottish Claymores and started all 10 games manning the left tackle position...During training camp was waived by Miami on Aug. 25 and was then resigned by Miami on Nov. 4 following a triceps injury to Richmond Webb...Spent the second half of the season on the Miami roster and played in three games for the Dolphins as a reserve, was listed as inactive for three other contests and did not play in two games...Made his pro debut at Oakland on Dec. 6...Did not see action in either of the Dolphins' two postseason games.

1997: Waived by Jacksonville during training camp and signed with St. Louis as a free agent on Aug. 4...Waived by St. Louis two weeks later on Aug. 18 and joined the Rams practice squad on Aug. 27, where he remained until his release by St. Louis on Oct. 6...Later signed to the practice squad by Miami on Nov. 26 and stayed with the Dolphins through the remainder of the regular season and postgame appearance...Earlier had a three-month stint with Atlanta, signing with the Falcons on Jan. 30 following the expiration of his 1996 Jacksonville practice squad contract...Was released by Atlanta on April 29.

1996: Signed by Detroit as an undrafted rookie free agent on April 26...Waived by Detroit on Aug. 14...Signed by Jacksonville to the practice squad on Oct. 22...Spent the balance of the season, including the playoffs, on the Jaguars practice squad.

COLLEGE: Was a four-year starter (1992-95) at Eastern Michigan...Played in 44 games for the Eagles, starting 35 contests...Played tight end as a freshman before splitting time between guard and tackle for his final three seasons...Earned All-Mid-American Conference honors as a senior...Majored in communications with an education minor.

PERSONAL: Given name Barry Wade Stokes...Nicknamed 'Stokies'...Born in Flint, Mich...Single...Garnered first team all-state honors at tight end and defensive end as a senior at Davison (Mich.) High School, where he also served as the team's kicker...Won two letters in football, three in basketball and one in track...Was the Flint (Mich.) 'Golden Gloves' boxing champion in 1991...Hobbies include fishing, boating, outdoor activities and spending time with his 10-year-old brother, Gilbert...Supports the Make-A-Wish Foundation and has recently established the Barry Stokes Foundation.



LB BEN TAYLOR 58

YEAR W/ BROWNS: **2ND**

BIRTHDATE: **AUG. 31, 1978**

YEAR IN NFL: **2ND**

ACQUIRED: **D (4B) - '02**

HEIGHT: **6-2**

COLLEGE: **VIRGINIA TECH**

WEIGHT: **245**

GAMES PLAYED/STARTED: 2002 (7/0).

CAREER GAMES: 7 games, 0 starts.

POSTSEASON GAMES: 0 games, 0 starts.

CAREER TRANSACTIONS: Selected by the Cleveland Browns in the fourth round, 111th overall, in the 2002 NFL Draft.

SEASONAL REVIEWS

2002: A nagging hamstring injury throughout rookie season limited Taylor to appear in only 7 regular season games...Saw limited action at linebacker with 4 tackles, including 1 solo, and played mainly on special teams with 1 tackle...Recorded a career-high 4 tackles at Tampa Bay on Oct. 13 in his most extensive action at linebacker...Suffered a hamstring injury at the end of training camp and was inactive the first two games of the season vs. Kansas City on Sept. 8 and vs. Cincinnati on Sept. 15...Made his NFL debut on special teams at Tennessee on Sept. 22...Also played on special teams at Pittsburgh on Sept. 29 and vs. Baltimore on Oct. 6 and added 1 special teams tackle...Had 4 tackles at strongside linebacker at Tampa Bay on Oct. 13...Played linebacker vs. Houston on Oct. 20 and also made a key play on special teams as he recovered a fumble by Texans PR Jermaine Lewis at the 13-yard line which set up a RB William Green 1-yard TD run...Left the Houston game in the 1st quarter after aggravating the hamstring injury...Listed as inactive with the hamstring injury the next two weeks at N.Y. Jets on Oct. 27 and vs. Pittsburgh on Nov. 3...Returned to special teams at Cincinnati on Nov. 17 and at New Orleans on Nov. 24 only to leave the Saints game in the 2nd quarter with a hamstring injury... Placed on Injured-Reserve on Nov. 26 ending his rookie campaign.

COLLEGE: Three-year starter who has performed as an inside and outside linebacker and strong safety during his time at Virginia Tech...The two-time Butkus Award semifinalist was the unquestioned leader of Tech's heralded defense...He twice led the team in tackles, finishing his career with 318 tackles, 178 solos, 7 sacks for 55 yards and 32 tackles for loss in 44 games...Started 33 of 44 games during career...As a senior in 2001 named Second team All-America selection by *Football News*...All-Big East Conference first team pick...Semifinalist for the Butkus Award, given to the nation's top linebacker...Finalist for the Dudley Award, given to the top player in the state of Virginia...Started every game at weakside inside linebacker...Led the team with a career-high 121 tackles, 67 solos, including 4.5 sacks for 34 yards, 18 tackles for loss, 1 interception, 2 PBU, 2 recovered fumbles, 1 forced fumble and 13 quarterback pressures...As a junior in 2000 named *Associated Press* All America third team selection...All-Big East Conference first team choice...Started every game at weakside inside linebacker...Also appeared in 100 plays with the special teams units...Called upon to punt 3 times for 101 yards (33.7 avg.)...Led the team with 103 tackles, 59 solos, including 1.5 sacks for 13 yards, 7 tackles for loss, 2 interceptions for 42 yards, 5 PBU and 9 quarterback pressures...As a sophomore in 1999 was the recipient of the George Preas Award, given to the team's most valuable defensive player...Started every game at weakside outside linebacker, finishing third on the team with 71 tackles, 37 solos, including 1 sack for 8 yards, 5 tackles for loss, 6 PBU and 4 quarterback pressures...As a

FUN FACTS

- One of six finalists for "Mr. Football" honors in Ohio in 1996, was named first team All-Ohio in Division 4, and was two-time all-district and all-conference pick at Bell-air (Ohio) High School.
- Three-year starter at Virginia Tech and finished his career with 318 tackles, 7 sacks and 32 tackles for loss.

BEN TAYLOR CONTINUED...

freshman in 1998 played reserve linebacker, recording 23 tackles, 15 solos, with a stop for a 1-yard loss...In 1997 season did not enroll at Virginia Tech until January 1998...Spent the season recovering from shoulder surgery following his high school senior campaign.

PERSONAL: One of six finalists for "Mr. Football" honors in Ohio, named first team All-Ohio in Division 4, two-time all-district and all-conference pick at Bellaire (Ohio) High School...Saw action as a free safety, outside linebacker, flanker, quarterback and punter during his career...Named Eastern District Defensive Player of the Year in 1996...Made honorable mention All-USA team named by *USA Today*...Helped team win three district titles, two regional championships and appeared in the state championship game twice on the way to a 35-3 record...Caught 59 passes for 817 yards and 8 TDs his senior season...Also registered 192 tackles and 4 interceptions...Also had 9 catches for 90 yards in that game...Had 70 receptions as a junior for 824 yards...Intercepted 7 passes that season and finished with 85 tackles...Career totals include 348 tackles, 12 interceptions and 130 receptions for 1,679 yards...Made 12 career TD receptions and grabbed 11 two-point conversion passes...Set school records for pass receptions in a game (14), season (70) and career (130)...Interdisciplinary studies major, with a minor in liberal arts...Son of Jennifer and Ben Taylor...Born Benjamin Frazier Taylor, Jr., on Aug. 31, 1978 in Bellaire, Ohio...Supported the Browns "Hats Off to Our Heroes" program and the American Red Cross "Wishes for the World" program.

TAYLOR'S SINGLE-GAME CAREER HIGHS

TACKLES: 4 at Tampa Bay 10/13/02

TAYLOR'S CAREER DEFENSIVE STATISTICS

YEAR	TACKLES			SACKS	INT'S	PBU	FUMBLES	ST
	TOTAL	SOLO	ASST.	NO./YDS.	NO./YDS.		REC./FOR.	TACKLES
2002 (Cle.)	4	1	3	0/0	0/0	0	0/0	1
CAREER	4	1	3	0/0	0/0	0	0/0	1

**P/K JAY TAYLOR 6**

YEAR W/ BROWNS: **1ST**

BIRTHDATE: **OCT. 23, 1976**

YEAR IN NFL: **1ST**

ACQUIRED: **FA - '03**

HEIGHT: **6-1**

COLLEGE: **WEST VIRGINIA**

WEIGHT: **191**

CAREER TRANSACTIONS: Signed by the Miami Dolphins as an undrafted rookie free agent on April 25, 2000...Waived by Miami on June 26, 2000...Signed by the Buffalo Bills as a free agent on April 27, 2001...Waived by Buffalo on Aug. 23, 2001...Signed by the Seattle Seahawks as a free agent on April 10, 2002...Waived by Seattle on May 9, 2002...Claimed by the Cleveland Browns off waivers on May 20, 2002...Waived by Cleveland on Aug. 27, 2002...Signed by Cleveland as a free agent on Jan. 10, 2003.

SEASONAL REVIEWS

2002: Began the year with Seattle and was waived by the Seahawks on May 9 and was claimed by the Browns on May 20...Spent training camp with the Browns before being waived on Aug. 27.

2001: Played with the Orlando Rage of the XFL where he was the team's punter and kicker...

JAY TAYLOR CONTINUED...

Connected on 7-of-9 FG attempts with a long of 47 yards and finished with 40 punts for a 42.7 average...Signed by Buffalo as a free agent and was released during training camp.

2000: Originally signed by Miami as an undrafted rookie free agent but was released during training camp.

COLLEGE: Lettered for four seasons at West Virginia and finished career hitting 53-of-72 FG attempts...Ranks second in school history in career points (310), FG (53) and third with a 73.6% on FG attempts...Earned the Scott Shirley Award as the school's special teams player of the year as a senior...Earned honorable mention All-America honors by The Football News following his senior year...Also averaged 40.0 yards on 51 career punts at WVU.

PERSONAL: Full name: James S. Taylor...An all-conference kicker at Hershey (Pa.) High School... Also played soccer and tennis...Majored in communications at West Virginia.



OL RYAN TUCKER 72

YEAR W/ BROWNS: 2ND

BIRTHDATE: JUNE 12, 1975

YEAR IN NFL: 7TH

ACQUIRED: UFA (ST.L.) - '02

HEIGHT: 6-6

COLLEGE: TEXAS CHRISTIAN

WEIGHT: 325

GAMES PLAYED/STARTED: 1997 (7/0); 1998 (4/0); 1999 (16/0, 3/0); 2000 (16/16, 1/1); 2001 (16/15, 3/0); 2002 (14/14, 1/1).

CAREER GAMES: 73 games, 45 starts.

POSTSEASON GAMES: 8 games, 2 starts.

CAREER TRANSACTIONS: Originally selected by the St. Louis Rams in the fourth round, 121st overall, of the 1997 NFL Draft... Signed with the Cleveland Browns as an unrestricted free agent on March 7, 2002.

CAREER HIGHLIGHTS: Helped the Rams offense become the first unit in NFL history to record 500 points in three consecutive seasons (1999-2001)...Paved the way for RB Marshall Faulk (2000) and QB Kurt Warner (1999, 2001) to three NFL MVP awards.

FUN FACTS

- Brother, Rex, is an offensive lineman with the Chicago Bears.
- Earned a super bowl ring with St. Louis in 1999.

SEASONAL REVIEWS

2002: In his first season with the Browns solidified the right side of the offensive line as he started 14 games at right tackle...Named offensive captain along with Tim Couch and Jamel White... Helped the Cleveland offense improve to 23rd in offense with 314.2 ypg (ranked 31st in 2001 with 259.5 ypg), 18th in passing with 213.3 ypg (ranked 28th in 2001 with 175.1 ypg) and 23rd in rushing with 100.9 ypg (ranked 31st in 2001 with 84.4 ypg)...Missed two games with a knee injury...**Game 1 vs. Kansas City 9/8:** Started at right tackle...Left the game with an injury (knee) on the second offensive series in the 1st quarter and was replaced by RT Roger Chanoine...Did not return...**Game 2 vs. Cincinnati 9/15:** Inactive due to injury (knee)...**Game 3 at Tennessee 9/22:** Inactive due to injury (knee)...**Game 4 at Pittsburgh 9/29:** Started at right tackle...Part of an offensive line that paved the way for RB Jamel White to rush for 105 yards and team 123 net yards rushing...**Game 5 vs. Baltimore 10/6:** Started at right tackle as the offensive line gave Tim Couch and Kelly Holcomb time to throw for a season-high 371 net yards passing...**Game 6 at Tampa Bay 10/13:** Started at right tackle...**Game 7 vs. Houston 10/20:** Started at right tackle as the offensive line paved the way for 2 rushing TDs...**Game 8 at N.Y. Jets 10/27:** Started at right tackle...Part of an offensive line that provided QB Tim Couch enough time to throw for 294 yards and 2 TDs and control the ball for 37:54

time of possession in the Browns 24-21 come-from-behind win...**Game 9 vs. Pittsburgh 11/3:** Started at right tackle...**Game 10 at Cincinnati 11/17:** Started at right tackle as the Browns offensive line did not allow a sack as QB Tim Couch threw for 242 yards and 3 TDs and RB William Green added 96 yards rushing as the Browns offense had 382 net yards of total offense, including 140 net yards rushing...**Game 11 at New Orleans 11/24:** Started at right tackle as the offensive line provided room for RB William Green to rush for 114 yards and the Browns totaled 163 net yards rushing, 339 total net yards and held the ball for 31:11 time of possession...**Game 12 vs. Carolina 12/1:** Started at right tackle as the offensive line paved the way for 140 net yards rushing...**Game 13 at Jacksonville 12/8:** Started at right tackle as the offensive line paved the way for 173 net yards rushing, as RB William Green rushed for 119 yards, and the team totaled 417 net yards of offense as Couch threw for 264 yards passing in the 21-20 win at Jacksonville...**Game 14 vs. Indianapolis 12/15:** Started at right tackle as the offensive line provided enough time for Couch to pass for 287 yards and 2 TDs as the offense totaled 349 net yards of offense...**Game 15 at Baltimore 12/22:** Started at right tackle as the offensive line provided enough time for QB Tim Couch to throw for 209 yards as the offense totaled 256 net yards of offense in the 14-13 victory...**Game 16 vs. Atlanta 12/29:** Started at right tackle as the offensive line provided RB William Green room to rush for 178 yards and 2 TDs and a team season-high 189 yards rushing...**AFC Wild Card Game at Pittsburgh 1/5:** Started at right tackle as the offensive line provided QB Kelly Holcomb enough time to throw for 429 yards and 3 TDs as the offense totaled 447 net yards of offense.

2001: Played in 16 contests with 15 starts at right tackle...Saw action on Oct. 21 at New York Jets, but did not start due to a broken hand...Part of an offensive line that helped the Rams lead the NFL in first downs (357), total yards (6,690), passing yards (4,663) and scoring (503)...Saw action at right tackle in Super Bowl XXXVI vs. New England...Led the way for QB Kurt Warner to lead the NFL in passer rating (101.4) and in passing yards (4,830) en route to his second NFL MVP award in three seasons...Also helped RB Marshall Faulk become the first player in NFL history to have over 2,000 total yards from scrimmage in four consecutive years.

2000: Started all 16 games at right tackle for the first time in his career...Helped Rams offense gain an NFL record 7,075 total yards on the season...Rams offense also established new NFL marks for most yards gained passing in a season (5,232), most consecutive 30-point games (14) and most consecutive 20-point games (28)...Blocked for NFL Most Valuable Player Marshall Faulk, who recorded an NFL record 26 touchdowns...Participated in 963-of-1013 offensive plays (95.1%)...Made first NFL start at right tackle and helped offense gain 513 total yards vs. Denver on Sept. 4.

1999: Played in 16 games and three playoff games at offensive tackle and on special teams...Scored first career touchdown on a 2-yard pass from Kurt Warner on a tackle-eligible play at Detroit on Nov. 7...Caught a 1-yard touchdown pass on a tackle-eligible play against Minnesota in the NFC Divisional Playoff Game...Also saw action at both tackle positions during the regular season.

1998: Saw action in four games on offense and on special teams...Participated on the special teams unit during the first three games of the season...Saw action at guard at New Orleans on Nov. 15...Inactive for nine contests with a neck injury.

1997: Played in seven games with most of his action on special teams...Spent the beginning of the season on the physically unable to perform list due to a knee injury suffered in workouts at the 1997 Senior Bowl...Played in his first NFL game at Green Bay on Nov. 2.

COLLEGE: Produced streak of 14 consecutive games with blocking grades of 90% or better during his junior and senior seasons...Starting center during the last two seasons at TCU after moving from left tackle...Two-time all-conference selection...Started collegiate career as a tight end...Caught 5 passes for 231 yards and 2 touchdowns as a freshman.

PERSONAL: Lettered in football and basketball for Robert E. Lee (Midland, Texas) High School...Donates his time to various non-profit organizations including building a home with Habitat For Humanity and Taste of the NFL to benefit the Cleveland Foodbank...Brother, Rex, plays offensive guard for the Chicago Bears...He and his wife, Karla, have two sons, Trevor (8/13/01) and Trenton (1/27/03).



OL Ross Verba 77

YEAR W/ BROWNS: 3RD

YEAR IN NFL: 7TH

HEIGHT: 6-4

WEIGHT: 308

BIRTHDATE: OCT. 31, 1973

ACQUIRED: UFA (G.B.) - '01

COLLEGE: IOWA

GAMES PLAYED/STARTED: 1997 (16/11, 3/3); 1998 (16/16, 1/1); 1999 (11/10); 2000 (16/16); 2001 (15/15); 2002 (16/16, 1/1).

CAREER GAMES: 90 games, 84 starts.

POSTSEASON GAMES: 5 games, 5 starts.

CAREER TRANSACTIONS: Originally selected by the Green Bay Packers in the first round, 30th overall, in the 1997 NFL Draft... Signed by the Cleveland Browns as an unrestricted free agent on March 23, 2001.

CAREER HIGHLIGHTS: Has logged 84 starts in 90 career games, including 31 starts for the Browns (2001-2002) and 53 starts with Green Bay (1997-2000)...Made his first career NFL start at left tackle vs. Tampa Bay on Oct. 5, 1997, replacing starter John Michels (leg injury) and never relinquished the starting spot.

FUN FACTS

- Started at left tackle in Super Bowl XXXII in Green Bay's 31-24 loss to Denver to become the first rookie to ever start at left tackle in a Super Bowl.
- Plans to open a pizza restaurant, 'Rossarios', in Minnetonka in Sept. of 2003.

SEASONAL REVIEWS

2002: Started all 16 regular season games and AFC Wild Card Game at left tackle...Helped the Browns offense improve to 23rd in offense with 314.2 ypg (ranked 31st in 2001-259.5 ypg), 18th in passing with 213.3 ypg (ranked 28th in 2001-175.1 ypg) and 23rd in rushing with 100.9 ypg (ranked 31st in 2001-84.4 ypg)...**Game 1 vs. Kansas City 9/8:** Started at left tackle as the Browns offensive line provided QB Kelly Holcomb time to throw for a career-high 326 yards passing as the team totaled 411 net yards of total offense...**Game 2 vs. Cincinnati 9/15:** Started at left tackle...Part of an offensive line that allowed QB Kelly Holcomb to throw for 198 yards passing and was sacked only once...**Game 3 at Tennessee 9/22:** Started at left tackle...Part of an offensive line that helped the offense roll for 403 net yards of offense and allowed QB Tim Couch to throw for 326 yards and 3 TDs...**Game 4 at Pittsburgh 9/29:** Started at left tackle...Part of an offensive line that paved the way for RB Jamel White to rush for 105 yards and team 123 net yards rushing...**Game 5 vs. Baltimore 10/6:** Started at left tackle as the offensive line gave Tim Couch and Kelly Holcomb time to throw for a season-high 371 net yards passing...Left the game early in the 4th quarter (concussion) and did not return and was replaced by Roger Chanoine...**Game 6 at Tampa Bay 10/13:** Started at left tackle...**Game 7 vs. Houston 10/20:** Started at left tackle as the offensive line paved the way for 2 rushing TDs...**Game 8 at N.Y. Jets 10/27:** Started at left tackle...Part of an offensive line that provided QB Tim Couch enough time to throw for 294 yards and 2 TDs and control the ball for 37:54 time of possession in the Browns 24-21 come-from-behind win...**Game 9 vs. Pittsburgh 11/3:** Started at left tackle...**Game 10 at Cincinnati 11/17:** Started at left tackle as the Browns offensive line did not allow a sack as QB Tim Couch threw for 242 yards and 3 TDs and RB William Green added 96 yards rushing as the Browns offense had 382 net yards of total offense, including 140 net yards rushing...**Game 11 at New Orleans 11/24:** Started at left tackle as the offensive line provided room for RB William Green to rush for 114 yards and the Browns totaled 163 net yards rushing, 339 total net yards and held the ball for 31:11 time of possession...**Game 12 vs. Carolina 12/1:** Started at left tackle as the offensive line paved the way for 140 net yards rushing...**Game 13 at Jacksonville 12/8:** Started at left tackle as the offensive line paved the way for 173 net yards rushing, as RB William Green rushed for 119 yards, and the team totaled 417 net yards of offense as Couch threw for 264 yards passing in the 21-20 win at Jacksonville...**Game 14 vs. Indianapolis 12/15:** Started at left tackle as the offensive line provided enough time for Couch to pass for 287 yards and 2 TDs as the offense totaled 349 net yards of

offense...**Game 15 at Baltimore 12/22:** Started at left tackle as the offensive line provided enough time for QB Tim Couch to throw for 209 yards as the offense totaled 256 net yards of offense in the 14-13 victory...**Game 16 vs. Atlanta 12/29:** Started at left tackle as the offensive line provided RB William Green room to rush for 178 yards and 2 TDs and a team season-high 189 net yards rushing...**AFC Wild Card Game at Pittsburgh 1/5:** Started at left tackle as the offensive line provided QB Kelly Holcomb enough time to throw for 429 yards and 3 TDs as the offense totaled 447 net yards of offense.

2001: In his first season with the Browns, started in 15 regular-season games...Started the season at left guard and started the first 12 regular-season games before moving to left tackle for the final four weeks of the regular season...Started three games at left tackle and was listed as inactive for one game at Tennessee on Dec. 30 due to the flu...Started at left guard vs. Detroit on Sept. 23 and helped pave the way for the offense to rush for 139 yards, including RB James Jackson 124 yard rushing...Started at left guard at Jacksonville on Sept. 30 and helped protect Tim Couch to throw for 249 yards passing...Started at left guard vs. Baltimore on Oct. 21 and left the game after the first half (concussion) and was replaced by Brad Bedell...Started at left guard at Baltimore on Nov. 18 as the offensive line paved the way with 2 rushing TDs and allowing only 1 sack of Tim Couch...Started at left tackle at Green Bay on Dec. 23 as the offensive line helped pave the way for RB Jamel White to rush for 131 yards and establish a season-high team 168 net yards rushing and 337 total net yards of offense.

2000: Started all 16 regular-season games for the Packers at left guard...Helped pave the way for the Packers ranking seventh in the NFC in offense as RB Ahman Green rushed for 1,175 yards and QB Brett Favre threw for 3,812 yards passing...Was the starter at left guard after offseason move inside from left tackle, where he had spent his first three NFL seasons...Started all 16 games for the second time in his career (also 1998)...Helped Green Bay to average better than 100 yards rushing per game (102.7) for the first time since its most recent Super Bowl campaign (1997)...Had a big hand in neutralizing Buccaneers Pro Bowl defensive tackle Warren Sapp in overtime win over Tampa Bay on Dec. 24 to close the year...Earlier, had helped hold the Tampa Bay fierce pass rush to only 1 sack in the initial meeting of the teams, in Tampa on Nov. 12...Threw a critical block on both of Ahman Green's touchdown runs in 28-6 victory at Chicago on Dec. 3...Helped pave the way as Green rushed for a career-high 161 yards in upset victory at Minnesota on Dec. 17...Suffered a mild concussion late in win over Indianapolis on Nov. 19, but was able to play eight days later at Carolina.

1999: Was Green Bay's starting left tackle before being derailed by knee problems late in the season...Saw action in 11 contests, including 10 starts, and was inactive for the other five...Started the Packers' first 10 games before injuring his right knee in the second quarter of victory over Detroit on Nov. 21...On Nov. 22, underwent arthroscopic surgery to repair cartilage damage (lateral meniscus)...Was inactive for the next three games—at San Francisco on Nov. 29, at Chicago on Dec. 5 and vs. Carolina on Dec. 12...After returning to practice the week of contest vs. Carolina, made measured return to game action the following week at Minnesota on Dec. 20, subbing in periodically for Mike Wahle, who had started in his place...Subsequently experienced soreness in his surgically repaired knee leading up to the ensuing week's game at Tampa Bay on Dec. 26, he ultimately was inactive for game against the Bucs and the season finale vs. Arizona on Jan. 2...Inactive status vs. San Francisco ended his consecutive games played streak at 42 (46 including playoffs), a stretch that included 37 straight starts.

1998: Started all 16 regular-season games at left tackle for the first time, appearing in every contest for the second straight year...Also started the NFC Wild Card contest at San Francisco...In the playoff loss to the 49ers on Jan. 3, 1999, helped running back Dorsey Levens reach a Green Bay postseason record 116 yards rushing...With his offensive line mates, helped clear way for a season-high 178 yards on the ground in win over Philadelphia on Nov. 29...Limited Baltimore's Michael McCrary, the AFC's second-leading sacker, to just 2 tackles and no sacks in Green Bay's 28-10 win over the Ravens on Oct. 25...Had to leave first contest against Minnesota on Oct. 5 in the second quarter after suffering a shin injury when Minnesota nose tackle Jerry Ball fell on his leg...Returned to start the next week's contest at Detroit on Oct. 15...Started season-opening, 38-19 win over Detroit on Sept. 6, though he briefly missed some action with a sprained ankle.

ROSS VERBA CONTINUED...

1997: Played in all 16 games, starting the final 11 contests at left tackle...Also started all three play-off games, including Super Bowl XXXII - becoming the first rookie ever to start at left tackle in the Super Bowl...Garnered all-rookie honors from Pro Football Writers of America/*Pro Football Weekly*, *College & Pro Football Newsweekly* and *Football News*...Took advantage of opportunity when injuries sidelined incumbent left tackle John Michels in two early season contests...Primarily playing on special teams in Green Bay's first five contests, saw initial action at left tackle vs. Minnesota on Sept. 21 when he stepped in for an injured Michels (leg) after the first offensive series and played the remainder of the game...A week later at Detroit on Sept. 28, replaced an injured Michels (knee) in the third quarter and played the duration...Subsequently made his first NFL start the ensuing week vs. Tampa Bay on Oct. 5, he played well enough to cement the starting spot...Helped pave the way as the Packers set a season-high rushing total of 220 yards in 45-17 win over the Cowboys on Nov. 23, including Levens' club-record 190 yards on the ground...Also assisted in Green Bay's 218-yard rushing effort at Carolina on Dec. 14...Turned in an outstanding performance in NFC Championship Game victory at San Francisco on Jan. 11, holding the 49ers Chris Doleman without a sack and helping to open up running lanes for Levens...A tight end in high school, received playing time early in the season on the offensive line as an eligible receiver vs. Chicago on Sept. 1, when regular tight ends Mark Chmura and Jeff Thomason suffered knee and ankle injuries, respectively...In initial game vs. Detroit, was on the unsuccessful receiving end of a Favre pass in the end zone as he ran a pattern as an eligible receiver...Drafted in the first round, 30th overall, by Green Bay in the 1997 NFL Draft.

COLLEGE: A four-year starter for the University of Iowa (1993-96)...Started 35 career games for Iowa after moving from tight end to offensive tackle prior to the start of the 1993 season...An intense and tireless worker on the field, he earned the team's offensive hustle award six times during his college career and received the 'Coaches Hustle Award' for offense in 1996...Was a first team All-Big Ten selection as a senior, when he started all 12 games at left tackle...Honored as the school's 'co-Most Valuable Player', he also served as one of four co-captains for the entire 1996 season...Earned offensive MVP honors three times—vs. Penn State, Illinois and Wisconsin—plus offensive hustle award vs. Indiana and Northwestern...Was the leader of an offensive line that paved the way for running back Sedrick Shaw to gain over 1,000 yards rushing for the third straight season...Selected to play in the Senior Bowl...An injury-plagued junior year, started seven contests...Had started the first five games of the season before a sprained ankle vs. Indiana forced him to miss the next two contests...Was injured a second time at Northwestern...Saw action, but did not start, in the final two regular-season contests...Played in all 11 regular-season games as a sophomore, making 10 starts...Member of 1994 offensive line that helped Iowa to 2,431 yards rushing, the third-best total in school history, and allowed just 10 sacks in 11 games...As a redshirt freshman, saw action in nine games, starting the final six contests...Was redshirted in 1992... Majored in sports management.

PERSONAL: Given name Ross Robert Verba...Born in Des Moines, Iowa...Married the former Jill Welle, and the couple have a son, Jaden (4/21/00), and a daughter, Tianna (5/21/02)...A *Parade* All-America selection as a senior tight end at Dowling High School in West Des Moines, Iowa...Also was picked as Iowa's 'Player of the Year' by *Parade*...Earned all-state and all-conference honors as well...Served as a captain and was named team MVP...Caught 35 passes for 434 yards and 7 TDs his senior year as team went 9-2...Had moved to tight end as a junior after starting high school career as an offensive lineman...Also played defensive end, making 75 tackles and recovering 2 fumbles...Recorded 60 tackles defensively, plus 300 receiving yards and 4 TDs on offense, as a junior...Earned three letters in football, he also played basketball for two years...With an eye already fixed on his post-football career, opened real estate ventures in Minnesota, along with a weather company www.wantsomeweather.com...Has given time to the "Joshua Frase Foundation", the organization named after the son of former Packers teammate Paul Frase, who suffers from congenital myopathy, a rare muscle disease...Also enjoys public speaking, regularly making appearances in front of school and business groups...Hobbies include "praising the Lord", golfing, reading and spending time with his family.



DB RAYMOND WALLS 42

YEAR W/ BROWNS: 2ND

BIRTHDATE: JULY 24, 1979

YEAR IN NFL: 3RD

ACQUIRED: FA - '02

HEIGHT: 5-10

COLLEGE: SOUTHERN
MISSISSIPPI

WEIGHT: 188

GAMES PLAYED/STARTED: 2001 (4/0); 2002 (4/0).

CAREER GAMES: 8 games, 0 starts.

POSTSEASON GAMES: 0 games, 0 starts.

CAREER TRANSACTIONS: Originally selected by Indianapolis in the fifth round, 152nd overall, in the 2001 NFL Draft...Waived by Indianapolis on Sept. 2, 2001...Signed by Indianapolis to the practice squad on Sept. 4, 2001...Signed by Indianapolis to the active roster on Oct. 3, 2001...Waived by Indianapolis on Aug. 28, 2002...Signed by Cleveland to the practice squad on Sept. 24...Signed by Cleveland to the active roster on Oct. 23, 2002...Waived by Cleveland on Nov. 13, 2002...Signed by Cleveland to the practice squad on Nov. 14, 2002...Signed by Cleveland to the active roster on Nov. 26, 2002.

FUN FACTS

- Switched from wide receiver to defensive back following his sophomore season at Southern Mississippi.

SEASONAL REVIEWS

2002: Appeared in 4 games for the Browns on special teams with 2 tackles...Opened the season with Indianapolis in training camp and was waived by the Colts before signing with the Browns' practice squad the third week of the regular season...Spent four weeks on the practice squad before joining the active roster on Oct. 23...Made his Browns debut at N.Y. Jets on Oct. 27 on special teams and also added 1 special teams tackle vs. Pittsburgh on Nov. 3...Waived by Cleveland on Nov. 13 and signed to the practice squad the following day...Signed to the active roster on Nov. 26 and played on special teams with 1 tackle vs. Carolina on Dec. 1...Played on special teams at Jacksonville on Dec. 8...Listed as inactive the final three weeks of the regular season and also in the AFC Wild Card Game at Pittsburgh on Jan. 5.

2001: In his rookie season with Indianapolis began the year on the club's practice squad for the first five weeks of the season...Signed to the active roster and was inactive for the first six regular season games before playing in 4 games as a reserve defensive back with 3 solo tackles, 1 interception for 1 yard and 1 PBU and 3 special teams tackles...Made his NFL debut on Nov. 25 vs. San Francisco on special teams...Added 2 special teams tackles and 1 solo tackle at St. Louis on Dec. 30...In the regular season finale recorded his first career interception, 1 PBU and 2 tackles vs. Denver on Jan. 6.

COLLEGE: Started 27 of 44 games at Southern Mississippi...Switched from wide receiver to defensive back following his sophomore season...Totaled 114 tackles, 80 solo, 4 interceptions and 17 PBU...Started 11 games as a senior with 62 tackles, 47 solo, 2 interceptions and 7 PBU and was named All-Conference USA First-Team...Also had 16 kickoff returns for 329 yards (20.6 avg)...His junior year recorded 51 tackles, 32 solo, 2 interceptions and led the club with 10 PBU...As a sophomore played in 11 games with 5 starts at wide receiver and totaled 10-127, 1 TD receiving...As a freshman played in 11 games with 2-23 receiving and played on special teams...Majored in sports administration.

PERSONAL: Full name is Raymond Omoncial Tyshone Walls...Born in Kentwood, La...Attended Kentwood High School...Two-way standout who totaled 33-566, 14 TDs receiving, along with 5 interceptions as a senior...Named all-state by Louisiana Sports Writers Association and Louisiana

RAYMOND WALLS CONTINUED...

High School Coaches Association...Also lettered in track...Raymond and his wife Vicki have two sons, Taylen (7/7/00) and Jordan (5/6/03)...Resides in Kentwood, La.

WALLS' SINGLE-GAME CAREER HIGHS

TACKLES: 2 vs. Denver 1/6/02

INTERCEPTIONS: 1 vs. Denver 1/6/02

WALLS' CAREER DEFENSIVE STATISTICS

YEAR	TACKLES			SACKS	INT'S	PBU	FUMBLES	ST TACKLES
	TOTAL	SOLO	ASST.	NO./YDS.	NO./YDS.		REC./FOR.	
2001 (Ind.)	3	3	0	0/0	1/1	1	0/0	3
2002 (Cle.)	0	0	0	0/0	0/0	0	0/0	2
CAREER	3	3	0	0/0	1/1	1	0/0	5



OL CHAD WARD 71

YEAR W/ BROWNS: 2ND

BIRTHDATE: JAN. 12, 1977

YEAR IN NFL: 1ST

ACQUIRED: FA - '02

HEIGHT: 6-4

COLLEGE: WASHINGTON

WEIGHT: 321

GAMES PLAYED/STARTED: 2001 (0/0); 2002 (0/0).

CAREER GAMES: 0 games, 0 starts.

POSTSEASON GAMES: 0 games, 0 starts.

CAREER TRANSACTIONS: Selected by Jacksonville in the sixth round, 170th overall, of the 2001 NFL draft...Waived by Jacksonville on Sept. 3, 2001...Signed by Jacksonville to practice squad on Sept. 4, 2001...Signed by San Francisco to the active roster from the Jacksonville practice squad on Dec. 26, 2001...Waived by San Francisco on Aug. 28, 2002...Signed by Cleveland to the practice squad on Nov. 27, 2002...Signed by Cleveland as a free agent on Jan. 6, 2003.

SEASONAL REVIEWS

2002: First-year offensive guard spent the final five weeks of the regular season on the practice squad...Joined the Browns' practice squad on Nov. 27th after spending training camp with the San Francisco 49ers.

2001: In his rookie year spent the first 14 weeks of the season on the Jacksonville practice squad...Signed by San Francisco to the active roster from the Jaguars practice squad on Dec. 26, 2001...Listed as inactive for the final two weeks of the regular season at Dallas on Dec. 30 and at New Orleans on Jan. 6...Inactive in NFC Wild Card Game at Green Bay on Jan. 13.

COLLEGE: Four-year starter who earned starting role early in freshman year...One of only three players on 2000 squad to play in every game during the last four years...One of school's strongest players ever, boasting school-record 733-pound squat...Played in four bowl games: 2000 Rose, 1999 Holiday, 1998 Oahu and 1997 Aloha...First-team All-America selection by *The Sporting News*, *Associated Press* and *CNN/Sports Illustrated*, earning second-team honors from *Football News* as a senior...Unanimous first-team All-Pac-10 choice and recipient of Morris Trophy, given to conference's premier offensive lineman...Named team's Lineman-of-the-Year for second straight year...Team captain...Second-team All-Pac-10 choice as junior...Recipient of Outstanding Offensive Lineman Award...All-Pac-10 honorable mention as sophomore...Started final eight games of freshman year at right guard...Did not enroll until January 1997 while recovering from right Achilles tendon surgery (performed in February 1996)...Graduated in 2001 with a degree in American history and culture.

CHAD WARD CONTINUED...

PERSONAL: Born Chad Austin Ward on Jan. 12, 1977 in Finley, WA...Prepped at Riverview High (Finley, WA)...First-team All-America selection by *USA Today*, *Super Prep* and *Blue Chip Illustrated*...Named to *Tacoma News Tribune's* 'Western 100' and 'Northwest Nuggets' teams, received six votes on *Long Beach Press Telegram's* 'Best in the West' poll and earned All-League honors on offensive and defensive line as sophomore, junior and senior...Team's MVP as senior... Four-year starter in basketball...Also lettered in track, winning district championship in shot put as junior...Married (Ashley)...Couple resides in Finley, Wash.



DL GERARD WARREN 94

YEAR W/ BROWNS: 3RD

BIRTHDATE: JULY 25, 1978

YEAR IN NFL: 3RD

ACQUIRED: D (1) - '01

HEIGHT: 6-4

COLLEGE: FLORIDA

WEIGHT: 325

GAMES PLAYED/STARTED: 2001 (15/15); 2002 (16/16, 1/1).

CAREER GAMES: 31 games, 31 starts.

POSTSEASON GAMES: 1 game, 1 start.

CAREER TRANSACTIONS: Selected by the Cleveland Browns in the first round, 3rd overall, in the 2001 NFL Draft.

CAREER HIGHLIGHTS: Recorded his first career sack in his NFL debut vs. Seattle on Sept. 9, 2001 with a 10-yard sack of Matt Hasselbeck...Started 15 games his rookie season and totaled 78 tackles and 5 sacks.

SEASONAL REVIEWS

2002: In his second season with the Browns started all 16 regular season games and totaled 54 tackles, including 34 solo and 3 tackles for loss...Ranked T-2nd on the club with 9 QB hits and 3rd with 25 QB pressures...Added 2 sacks for 11 yards, 2 forced fumbles and 2 recovered fumbles...Recorded a season-high 8 tackles at Pittsburgh on Sept. 29...Had a season-high 4 QB pressures vs. Cincinnati on Sept. 15...Recorded 1 sack for 8 yards at N.Y. Jets on Oct. 27 and 1 sack for 3 yards vs. Indianapolis on Dec. 15...Added a fumble recovery vs. Indianapolis on Dec. 15 and vs. Atlanta on Dec. 29 and a forced fumble at N.Y. Jets on Oct. 27 and vs. Indianapolis on Dec. 15...Registered his first career blocked field goal attempt vs. Carolina on Dec. 1 as he blocked a 22-yard field goal attempt by Panthers K Todd Sauerbrun...**Game 1 vs. Kansas City 9/8:** Started at left defensive tackle with 3 solo tackles, 2 QB pressures and 1 QB hit...**Game 2 vs. Cincinnati 9/15:** Started at left defensive tackle recorded 2 tackles, 4 QB pressures, 1 hit and 1 PBU...Part of a defensive effort that limited Cincinnati to only 7 points and forced 3 turnovers and 5 sacks...**Game 3 at Tennessee 9/22:** Started at left defensive tackle and recorded 3 solo tackles and 1 PBU...Part of a defensive effort that allowed Tennessee only 187 net yards of offense, the fewest the club has allowed since 1994 (182, vs. Houston 11/27/94)...**Game 4 at Pittsburgh 9/29:** Started at left defensive tackle and recorded a season-high 8 tackles, including 5 solo, 1 tackle for loss, 1 QB pressure and 1 QB hit...Part of a defensive effort that limited Pittsburgh to 93 net yards rushing...**Game 5 vs. Baltimore 10/6:** Started at left defensive tackle and recorded 3 solo tackles and 1 QB pressure on Baltimore QB Chris Redman...**Game 6 at Tampa Bay 10/13:** Started at left defensive tackle and recorded 4 tackles, including 2 solo, 2 QB pressures on Tampa Bay QB Brad Johnson and 3 QB hits...**Game 7 vs. Houston 10/20:** Started at left defensive tackle

FUN FACTS

- While at the University of Florida, became the godfather to fellow Gator and current Browns teammate LB Andra Davis' daughter, Alisha.
- As a junior at Florida, named All-America Dream Team selection and rated the best defensive tackle in college football by The NFL Draft Report.

and added 2 tackles and 2 QB pressures...Part of a defensive effort that recorded 8 sacks and 1 forced fumble...**Game 8 at N.Y. Jets 10/27:** Started at left defensive tackle and recorded 4 solo tackles, 1 sack for 8 yards, 1 forced fumble, 1 QB pressure and 1 hit...Late in the 3rd quarter sacked Jets QB Chad Pennington for an 8-yard loss and forced a fumble at the Jets 12-yard line and was recovered by DE Courtney Brown at the 11-yard line and 3-plays later WR Andre' Davis connected with Tim Couch for a 4-yard TD reception as the Browns tied the contest, 21-21...Part of a defense that limited the N.Y. Jets to 241 net yards of offense, including only 2 net yards of offense in the 3rd quarter, and forced 3 turnovers...**Game 9 vs. Pittsburgh 11/3:** Started at left defensive tackle and recorded 4 tackles, including 3 solo, 1 tackle for loss, 3 QB pressures and 1 QB hit...**Game 10 at Cincinnati 11/17:** Started at left defensive tackle with 1 tackle and 3 QB pressures...Part of a defensive effort that limited the Bengals to 102 net yards rushing...**Game 11 at New Orleans 11/24:** Started at left defensive tackle with 4 tackles, including 3 solo, 1 QB pressure and 1 PBU...Part of a defensive effort that limited the Saints to 74 yards rushing, forced 5 defensive turnovers (3 INT, 2 fumbles) and limited the Saints to only 12 points (1 TD, 2 FG) on six opportunities in the red zone...**Game 12 vs. Carolina 12/1:** Started at left defensive tackle with 4 tackles, including 3 solo and 1 tackle for loss...Made a key play in the 2nd quarter as he blocked Carolina K Todd Sauerbrun's 22-yard FG attempt to halt a potential Carolina scoring drive...Part of a defensive effort that limited the Panthers to 89 net yards passing and 234 total net yards...**Game 13 at Jacksonville 12/8:** Started at left defensive tackle with 4 tackles, including 2 solo...Part of a defensive effort that limited the Jaguars to 211 net yards of offense including 54 net yards passing...**Game 14 vs. Indianapolis 12/15:** Started at left defensive tackle with 2 solo tackles, 1 sack for 3 yards, 2 QB pressures and 1 QB hit...Recorded his 2nd sack of the year with a 3-yard sack of Peyton Manning in the 3rd quarter on a 3rd and 12 play to force a punting situation...Credited with a forced fumble and fumble recovery in the 2nd quarter on a 3rd and 1 play as he stopped Colts RB James Mungro at the Cleveland 33-yard line for no gain...**Game 15 at Baltimore 12/22:** Started at left defensive tackle with 3 tackles, including 2 solo... Part of a defensive effort that limited Baltimore to 275 net yards of offense, including 129 net yards passing...**Game 16 vs. Atlanta 12/29:** Started at left defensive tackle with 3 tackles, including 2 solo, 3 QB pressures and 1 fumble recovery...Made a key play in the 4th quarter by recovering a fumble by Falcons FB George Layne at the Atlanta 11-yard line as DB Corey Fuller forced the fumble and 3 plays later QB Kelly Holcomb connected with WR Kevin Johnson on a 15-yard TD for a 17-16 lead...Part of a defensive effort that limited Atlanta to 104 net yards rushing...**AFC Wild Card Game at Pittsburgh 1/5:** Started at left defensive tackle with 2 assisted tackles.

2001: Made an immediate impact on the Browns defensive line during his rookie campaign as he recorded 78 tackles, including 63 solo and ranked third on the club with 5 sacks for 36 yards... Started 15 games at left defensive tackle and led the club with 34 quarterback pressures and also added 4 PBU...His 5 sacks ranked fourth in the AFC and sixth in the NFL among rookies... Registered his first career sack in his NFL debut in the season opener vs. Seattle on Sept. 9 with a 10-yard sack of QB Matt Hasselbeck...Recorded a career-high 10 tackles vs. Jacksonville on Dec. 16 and also had 1 sack for 9 yards...Added a career-high 2 PBU at Chicago on Nov. 4 as both deflections at the line of scrimmage resulted in interceptions (S Earl Little and DB Ray Jackson)... Had a career-high 5 QB pressures vs. Tennessee on Dec. 2 and also added 8 tackles...Served a one-game suspension vs. Cincinnati on Nov. 25 and finished the regular season by recording 8 or more tackles in four of the final six regular-season contests...Recorded sacks in five contests: 1 for 10 yards vs. Seattle on Sept. 9; 1 for 2 yards vs. Baltimore on Oct. 21; 1 for 5 yards at New England on Dec. 9; 1 for 9 yards vs. Jacksonville on Dec. 16 and 1 for 10 yards at Pittsburgh on Jan. 6.

COLLEGE: The anchor of the Gators defensive line and played in 35 games for Florida, earning 22 starting assignments as he logged action in 1,748 plays and had 9.5 career sacks for 61 yards... Relentless in pursuit, collecting 30 stops behind the line of scrimmage and 47 quarterback pressures during his career, including 25 stops and 42 pressures in his last two seasons...As a junior, named All-America Dream Team selection and rated the best defensive tackle in college football by

GERARD WARREN CONTINUED...

The NFL Draft Report...All-Southeastern Conference first team choice by the league's coaches, earning second team honors from the Associated Press...Recipient of the defensive unit's Most Inspirational Player Award...One of five team captains...Started the first seven games at left defensive tackle before shifting to the right side for the final four contests (did not start vs. Georgia)... Third on the team with 76 tackles, 45 solos...Had 4.5 sacks for 32 yards and 12 tackles for loss...Led the Gators with 23 quarterback pressures (5 resulted in interceptions) and added 1 forced fumble and 1 PBU...As a sophomore, named All-Southeastern Conference second team choice by the league's coaches and the *Associated Press*...Co-recipient of the team's Best Effort Award...Started ten games, lining up at left tackle for five games and at right tackle for five games...Recorded 52 tackles, 30 solos, with 2 sacks for 13 yards and 13 tackles for loss...Had a team-high 19 quarterback pressures and 3 PBU...As a freshman, played in ten games, starting vs. Florida State at left defensive tackle...Finished with 27 tackles, 14 solos, 2 sacks for 13 yards, 4 tackles for loss, 5 QB pressures, 1 recovered fumble and 1 PBU...In 1997 played in the first three games before being granted a medical redshirt due to knee injury.

PERSONAL: In high school named to *Prep Star's* All-America Dream Team and was ranked among the nation's top ten defensive linemen by that publication at Union County (Raiford, Fla.) High School...*Super Prep* All-America choice and ranked among the nation's top eight defensive linemen by that publication...National Recruiting Advisor All-America pick and ranked among the nation's top four nose guards by that publication...Second team All-America selection by *USA Today*...Named to Florida's prestigious Super Seniors Team and was a first team all-state (3A) selection for two seasons...*Super Prep* named him its Dixie Defensive Player-of-the-Year... Credited with 36 quarterback sacks in his career...Led the team to three state titles and was named to the Honor Roll all four years...Recreation-Program Delivery major...Son of Charles and Joann Warren...Born Gerard T. Warren on July 25, 1978 in Lake City, Fla...Resides in Raiford, Fla.

WARREN'S SINGLE-GAME CAREER HIGHS

TACKLES: 10 vs. Jacksonville 12/16/01

SACKS: 1, seven times latest: vs. Indianapolis 12/15/02

FORCED FUMBLE: 1 at N.Y. Jets 10/27/02; vs. Indianapolis 12/15/02

RECOVERED FUMBLE: 1 vs. Indianapolis 12/15/02; vs. Atlanta 12/29/02

PASSES BROKEN UP: 2 at Chicago 11/4/01

BLOCKED FG: 1 vs. Carolina 12/1/02

WARREN'S CAREER DEFENSIVE STATISTICS

YEAR	TACKLES			SACKS		INT'S		FUMBLES		QB
	TOTAL	SOLO	ASST.	NO./YDS.	NO./YDS.	PBU	REC./FOR.	TFL	PRESS.	
2001 (Cle.)	78	67	11	5/36	0/0	4	0/0	4	34	
2002 (Cle.)	54	37	17	2/11	0/0	3	2/2	3	25	
CAREER	132	104	28	7/47	0/0	7	2/2	7	59	

WARREN'S POSTSEASON CAREER DEFENSIVE STATISTICS

YEAR	TACKLES			SACKS		INT'S		FUMBLES		QB
	TOTAL	SOLO	ASST.	NO./YDS.	NO./YDS.	PBU	REC./FOR.	TFL	PRESS.	
2002 (Cle.)	2	0	2	0/0	0/0	0	0/0	0	0	
CAREER	2	0	2	0/0	0/0	0	0/0	0	0	

GERRARD WARREN CONTINUED...

WARREN'S 2002 GAME-BY-GAME DEFENSIVE STATISTICS

DATE	OPP.	TACKLES			SACKS		INT'S	FUMBLES		QB
		TOTAL	SOLO	ASST.	NO./YDS.	NO./YDS.		PBU	REC./FOR.	
9/8	K.C.	3	3	0	0/0	0/0	0	0/0	0	2
9/15	Cin.	2	0	2	0/0	0/0	1	0/0	0	4
9/22	@ Ten.	3	3	0	0/0	0/0	1	0/0	0	0
9/29	@ Pitt.	8	5	3	0/0	0/0	0	0/0	1	1
10/6	Balt.	3	3	0	0/0	0/0	0	0/0	0	1
10/13	@ T.B.	4	2	2	0/0	0/0	0	0/0	0	2
10/20	Hou.	2	0	2	0/0	0/0	0	0/0	0	2
10/27	@ NYJ	4	4	0	1/8	0/0	0	0/1	0	1
11/3	Pitt.	4	3	1	0/0	0/0	0	0/0	1	3
11/17	@ Cin.	1	0	1	0/0	0/0	0	0/0	0	3
11/24	@ N.O.	4	3	1	0/0	0/0	1	0/0	0	1
12/1	Car.	4	3	1	0/0	0/0	0	0/0	1	0
12/8	@ Jack.	4	2	2	0/0	0/0	0	0/0	0	0
12/15	Ind.	2	2	0	1/3	0/0	0	1/1	0	2
12/22	@ Balt.	3	2	1	0/0	0/0	0	0/0	0	0
12/29	Atl.	3	2	1	0/0	0/0	0	1/0	0	3
TOTALS	16 GM	54	37	17	2/11	0/0	3	2/2	3	25

WARREN'S 2002 POSTSEASON GAME-BY-GAME DEFENSIVE STATISTICS

DATE	OPP.	TACKLES			SACKS		INT'S	FUMBLES		QB
		TOTAL	SOLO	ASST.	NO./YDS.	NO./YDS.		PBU	REC./FOR.	
1/5	@ Pitt.	2	0	2	0/0	0/0	0	0/0	0	0
TOTALS	1 GM	2	0	2	0/0	0/0	0	0/0	0	0

WARREN'S 2001 GAME-BY-GAME DEFENSIVE STATISTICS

YEAR	TOTAL	TACKLES			SACKS		INT'S	FUMBLES		QB
		SOLO	ASST.	NO./YDS.	NO./YDS.	PBU		REC./FOR.	TFL	
9/9 vs. Sea.	7	7	0	1/10	0/0	1	0/0	1	1	
9/23 vs. Det.	2	2	0	0/0	0/0	0	0/0	0	2	
9/30 @ Jac.	2	1	1	0/0	0/0	0	0/0	0	0	
10/7 vs. S.D.	3	3	0	0/0	0/0	0	0/0	1	1	
10/14 @ Cin.	5	4	1	0/0	0/0	0	0/0	0	0	
10/21 vs. Bal.	6	6	0	1/2	0/0	0	0/0	0	4	
11/4 @ Chi.	2	2	0	0/0	0/0	2	0/0	0	1	
11/11 vs. Pit.	3	2	1	0/0	0/0	0	0/0	0	3	
11/18 @ Bal.	4	3	1	0/0	0/0	0	0/0	0	2	
11/25 vs. Cin.	Inactive - Suspension									
12/2 vs. Ten.	8	7	1	0/0	0/0	0	0/0	1	5	
12/9 @ N.E.	8	7	1	1/5	0/0	0	0/0	0	3	
12/16 vs. Jac.	10	8	2	1/9	0/0	0	0/0	1	4	
12/23 @ G.B.	6	4	2	0/0	0/0	0	0/0	0	1	
12/30 @ Ten.	4	4	0	0/0	0/0	0	0/0	0	4	
1/6 @ Pit.	8	7	1	1/10	0/0	1	0/0	0	3	
TOTALS	78	67	11	5/36	0/0	4	0/0	4	34	

PLAYERS
VETERANS



RB JAMEL WHITE 23

YEAR W/ BROWNS: 4TH

BIRTHDATE: FEB. 11, 1978

YEAR IN NFL: 4TH

ACQUIRED: W (IND.) - '00

HEIGHT: 5-9

COLLEGE: SOUTH DAKOTA

WEIGHT: 222

GAMES PLAYED/STARTED: 2000 (13/0); 2001 (16/7); 2002 (14/6, 1/0).

CAREER GAMES: 43 games, 13 starts.

POSTSEASON GAMES: 1 game, 0 starts.

CAREER TRANSACTIONS: Signed by the Indianapolis Colts as an undrafted rookie free agent on April 28, 2000...Waived by Indianapolis on Aug. 27, 2000...Awarded to the Cleveland Browns via waivers on Aug. 29, 2000...Signed by Cleveland on April 26, 2001.

CAREER HIGHLIGHTS: Established a career-high 470 rushing yards in 2002 with Cleveland and a career-high 63 receptions... Had career-highs with 126 carries and 5 rushing TDs in 2001 with the Browns...Established a career-high with 131 yards rushing on 21 carries at Green Bay on Dec. 23, 2001.

SEASONAL REVIEWS

2002: Appeared in 14 games including six starting assignments and solidified his role as a key part of the Browns offense out of the backfield...Established career highs with 470 rushing yards on 106 carries (4.4 avg.) and 3 rushing TDs and added a career-high 63 receptions for 452 receiving yards (7.2 avg.)...His 63 receptions ranked 2nd on the club and was T-2nd in club history for receptions by a running back (Greg Pruitt, 65 in 1981)...Had a season-high 105 yards rushing and 1 TD at Pittsburgh on Sept. 29 and it marked his second career 100-yard rushing performance...Named offensive team captain along with Tim Couch and Ryan Tucker...Had rushing TDs at Pittsburgh on Sept. 29; vs. Houston on Oct. 20 and at Baltimore on Dec. 22...Posted a career-high 10 receptions for 34 yards at Tampa Bay on Oct. 13...Suffered a shoulder injury vs. Pittsburgh on Nov. 3 and missed the next two games at Cincinnati on Nov. 17 and at New Orleans on Nov. 24 with the injury...**Game 1 vs. Kansas City 9/8:** Started at RB and was 12-42 (3.5 avg.) rushing and 3-20 (6.7 avg.) receiving...**Game 2 vs. Cincinnati 9/15:** Played RB with 8-38 (4.8 avg.) rushing and 3-42 (14.0 avg.) passing...Had a long rush of 10 yards and several key receptions, including a 27 and 18-yard reception...Also played on special teams...**Game 3 at Tennessee 9/22:** Started at RB and was 9-43 (4.8 avg.) rushing and 9-38 (4.2 avg.) receiving...Was 6-38 rushing in the 2nd half...Had 4 receptions for 17 yards on the Browns 11-play, 80-yard (2:31) drive in the 4th quarter to cut the Titans lead to 28-21...Was 4-25 rushing in OT as the Browns moved 65-yards, on an 8-play (4:13) drive which ended with a K Phil Dawson 33-yard game-winning FG...Also played on special teams with one tackle...**Game 4 at Pittsburgh 9/29:** Started at RB and had a season-high 16-105 (6.6 avg.) rushing and 1 TD...His 105 yards rushing marked his second career 100-yard rushing game...In the 1st quarter had a career-long 54-yard run to set up a K Phil Dawson 28-yard FG to give the Browns an early 6-0 lead...On the first play of the 4th quarter added a 4-yard TD run following key blocks by LG Barry Stokes and HB Aaron Shea to give the Browns the 13-7 lead...Added 3 receptions for 14 yards...Was 3-62 (20.7 avg.) rushing in the 1st half...Also played on special teams with 1 tackle and an 11-yard kickoff return...**Game 5 vs. Baltimore 10/6:** Played RB and was 7-34 (4.9 avg.) rushing and 4-36 (9.0 avg.) receiving...Added a long rush of 11 yards in the 3rd quarter...Also played on special teams...**Game 6 at Tampa Bay 10/13:** Started at RB and was 9-38 (4.2 avg.) rushing with a long of 15 yards and also posted a career-high 10 receptions for 34 yards (3.4 avg.), including a long of 13 yards...

FUN FACTS

- Majored in counseling at the University of South Dakota and has volunteered as a counselor for Recovery Resources, a non-profit organization offering support for those recovering from drug or alcohol addiction.
- Drafted by Seattle Mariners to play baseball but decided to play college football.

Game 7 vs. Houston 10/20: Played running back and was 12-65 (5.4 avg.) rushing with 1 TD, including a 2-yard TD run in the 4th quarter...Added 5 receptions for 34 yards (6.8 avg.), including a long of 13 yards...Had a 36-yard run in the 4th quarter...Bounced outside to the left for a 2-yard TD run late in the 4th quarter to give the Browns a 34-17 lead...Also played on special teams...**Game 8 at N.Y. Jets 10/27:** Started at RB and was 14-25 (1.8 avg.) rushing with a long of 6 yards and 6-42 (7.0 avg.) receiving with a long of 11 yards...Had a key 11-yard reception on a 3rd and 6 play in the 3rd quarter on the Browns 11-play, 60-yard (4:41) drive which ended with a 5-yard TD pass to TE Mark Campbell...Also played on special teams...**Game 9 vs. Pittsburgh 11/3:** Started at running back and was 6-19 (3.2 avg.) rushing with a long of 10 yards...Also was 3-18 (6.0 avg.) receiving, including a long of 13 yards...Left the game in the 3rd quarter with a shoulder injury and did not return...**Game 10 at Cincinnati 11/17:** Inactive due to injury (shoulder)...**Game 11 at New Orleans 11/24:** Inactive due to injury (shoulder)...**Game 12 vs. Carolina 12/1:** Played running back with 1 rush for 7 yards and 2 receptions for 11 yards...Also played on special teams with 1 tackle...**Game 13 at Jacksonville 12/8:** Played running back with 4 rushes for 22 yards (5.5 avg.) including a long of 19 yards...Added 4-25 receiving (6.3 avg.), including a long of 8 yards...Also played on special teams with 1 kickoff return for 10 yards...**Game 14 vs. Indianapolis 12/15:** Played running back with 3-19 (6.3 avg.) rushing and led the team with 6 receptions for 73 yards (12.2 avg.)...Had a key play in the 4th quarter on a 4th and 5 with a 33-yard pass from Couch down to the Indianapolis 2-yard line and on the next play RB William Green cut to the outside for a 2-yard TD scamper...The 33-yard reception was a season high...**Game 15 at Baltimore 12/22:** Played running back with 4 carries for 11 yards (2.8 avg.) including a 3-yard TD run...Also added 4 receptions for 63 yards (15.8 avg.), including a long of 28 yards...Capped the Browns opening drive of the game, a 15-play, 82-yard (7:31) drive, with a 3-yard TD run as the Browns opened an early 7-0 lead...Had a key play late in the 4th quarter with a 28-yard pass from Couch to the Ravens 27-yard line and was tackled out of bounds for a defensive personal foul as the ball was placed at the Baltimore 13-yard line and 3 plays later Couch connected with TE Mark Campbell for a 1-yard TD pass as the Browns took the lead 14-13 with 29 seconds remaining...**Game 16 vs. Atlanta 12/29:** Played running back with 1 rush for 2 yards and added 1 reception for 2 yards...**AFC Wild Card Game at Pittsburgh 1/5:** Played running back with 5 receptions for 45 yards (9.0 avg.), including a long of 17 yards.

2001: In his second season with the Browns, appeared in all 16 games, including 7 starts at running back with 126 carries for 443 yards and 5 TDs...Ranked second on club with 44 receptions and third with 418 yards receiving...Had a career-high rushing 131 yards on 21 carries (6.2 avg.), including a long of 51 yards at Green Bay on Dec. 23 and also a season-high 9 receptions for 85 yards (9.4 avg.), including a career-high 45-yard reception...Registered his first career TD reception at Green Bay on Dec. 23 on a 3-yard TD toss from Couch...Recorded rushing TDs at Jacksonville on Sept. 30; at Baltimore on Nov. 18; 2 at Tennessee on Dec. 30 and at Pittsburgh on Jan. 6...Added 9 kickoff returns for 189 yards (21.0 avg.), including a season-high 31-yard return at Chicago on Nov. 4...In the opener vs. Seattle on Sept. 9 rushed for 52 yards on 10 carries...Had a career-high 23 rushing attempts and recorded his first career rushing TD with a 4-yard TD plunge at Jacksonville on Sept. 30 as he replaced starting RB James Jackson (ribs) in the second quarter and totaled 109 all-purpose yards (64 rush, 26 rec., 19 kickoff return)...Started at running back for the injured James Jackson (ankle) at Baltimore on Nov. 18 and had 9 carries for 29 yards and 1 TD...Started at running back vs. Jacksonville on Dec. 16 and had 9 rushes for 33 yards and 5 receptions for 39 yards...Had a 51-yard run, the longest run from scrimmage during the season for the Browns, at Green Bay on Dec. 23 as he started at running back and had a career-high 131 yards rushing on 21 carries and 9 receptions for 85 yards and 1 TD...Combined for 216 yards of offense vs. the Packers (131 rushing, 85 receiving)...Started at running back at Tennessee on Dec. 30 and rushed for 42 yards on 21 carries and a career-high 2 rushing TDs...Started the regular season finale at Pittsburgh on Jan. 6 with 11 carries for 30 yards and 1 rushing TD.

2000: Originally an undrafted rookie free agent with the Indianapolis Colts, claimed off waivers by the Browns on Aug. 27...Appeared in 13 games at running back with 47 rushes for 145 yards (3.1 avg.) and 13 receptions for 100 yards (7.7 avg.)...Also added 43 kickoff returns for 935 yards (21.7

JAMEL WHITE CONTINUED...

avg.), including a long of 40 yards...Made his NFL debut by playing on special teams vs. Jacksonville on Sept. 3...Was inactive for three consecutive games, Weeks 2-4... Recorded a season-high 25-yard pass reception from QB Doug Pederson late in the third quarter vs. the New York Giants on Nov. 5...Saw his most extensive action at running back and established a season-high 12 carries for 37 yards (3.1 avg.) and 3 receptions for 22 yards (7.3 avg.) in the Browns' 19-11 win vs. New England on Nov. 12...Added 8 rushes for 27 yards (3.4 avg.) at Tennessee on Nov. 19...On two occasions, recorded a career-high 6 kickoff returns: 6 returns for 125 yards (20.8 avg.) at Baltimore on Nov. 26 and 6 returns for 140 yards (23.3 avg.) vs. Philadelphia on Dec. 10.

COLLEGE: Career totals included 2,231 rushing in two seasons at South Dakota...As a senior, started all 11 games...Established 11 school records...Totaled 1,807 rushing yards, breaking the school's old mark of 1,327...Recorded 2,447 all-purpose yards, surpassing the school's old mark of 1,654...Added 43 receptions for 640 yards and 5 TDs...Was 1-of-2 passing for 27 yards and 1 TD passing...All 5 receiving TDs covered more than 30 yards...Posted 9 TD runs or receptions of at least 30 yards...Had 89-yard run vs. North Dakota State and 83-yard run vs. Truman State... *Associated Press*, Daktronics All-America second team...All-North Central Conference first team... As a junior, totaled 424 yards rushing...Spent freshman and sophomore seasons at Antelope Valley College (Lancaster, Calif.)...Played defensive secondary and receiver...Posted 2 interceptions (32 yards) and 9 tackles...Caught 20 passes for 144 yards and 2 TDs and rushed 56 times for 234 yards and 3 TDs in first season...Totaled team-high 15-353, 1 TD including 85-yard TD return...Team's second-leading scorer with 36 points.

PERSONAL: Full name is Jamel White...Born in Los Angeles, Calif...Attended Palmdale High School...Lettered in football, basketball and track...Drafted by Seattle Mariners to play baseball but decided to play college football...Single...Is very active in the Cleveland community and has assisted in programs including building a playground for the United Way's Hometown Huddle program, hospital visits with the Cleveland Clinic Children's Ward and Rainbow Babies and Children's Hospitals, building a home with Habitat For Humanity, providing turkey dinners to Cleveland residents during the holiday season and assisting in fundraisers for the Make-A-Wish Foundation... Has volunteered as a counselor for Recovery Resources, a non-profit organization offering support for those recovering from drug or alcohol addiction, to earn credits toward his degree in counseling from the University of South Dakota...Recipient of the 2002 Doug Dieken Humanitarian Award from the Cleveland Touchdown Club.

WHITE'S SINGLE-GAME CAREER HIGHS

- RUSHING ATTEMPTS:** 23 at Jacksonville 9/30/01
RUSHING YARDS: 131 at Green Bay 12/23/01
RUSHING TD'S: 2 at Tennessee 12/30/01
LONG RUSH: 54 at Pittsburgh 9/29/02
RECEPTIONS: 10 at Tampa Bay 10/13/02
RECEIVING YARDS: 85 at Green Bay 12/23/01
RECEIVING TD'S: 1 at Green Bay 12/23/01
LONG RECEPTION: 45 at Green Bay 12/23/01
COMBINED YARDS FROM SCRIMMAGE: 216 at Green Bay 12/23/01 (131 rush/ 85 rec.)
KICKOFF RETURNS: 6 at Baltimore 11/26/00; vs. Philadelphia 12/10/00
KICKOFF RETURN YARDS: 140 vs. Philadelphia 12/10/00
LONGEST KICKOFF RETURN: 40 at Arizona 10/8/00
TD'S KICKOFF RETURNS: 0

WHITE'S CAREER OFFENSIVE STATISTICS

DATE	RUSHING					RECEIVING				
	NO.	YDS.	AVG.	LONG	TD	NO.	YDS.	AVG.	LONG	TD
2000 (Cle.)	47	145	3.1	14	0	13	100	7.7	25	0
2001 (Cle.)	126	443	3.5	51	5	44	418	9.5	45	1
2002 (Cle.)	106	470	4.4	54	3	63	452	7.2	33	0
CAREER	279	1,058	3.8	54	8	120	970	8.1	45	1

JAMEL WHITE CONTINUED...

WHITE'S CAREER SPECIAL TEAMS STATISTICS

YEAR	PUNT RETURNS						KICKOFF RETURNS					ST	
	RET.	FC	YDS.	AVG.	LG.	TD	RET.	FC	YDS.	AVG.	LG.	TD	TACKLES
2000 (Cle.)	0	0	0	0.0	0	0	43	0	935	21.7	40	0	2
2001 (Cle.)	0	0	0	0.0	0	0	9	0	189	21.0	31	0	1
2002 (Cle.)	0	0	0	0.0	0	0	2	0	21	10.5	11	0	3
CAREER	0	0	0	0.0	0	0	54	0	1,145	21.2	40	0	6

WHITE'S CAREER POSTSEASON OFFENSIVE STATISTICS

DATE	RUSHING					RECEIVING				
	NO.	YDS.	AVG.	LONG	TD	NO.	YDS.	AVG.	LONG	TD
2002 (Cle.)	0	0	0.0	0	0	5	45	9.0	17	0
CAREER	0	0	0.0	0	0	5	45	9.0	17	0

WHITE'S 2002 BROWNS OFFENSIVE STATISTICS

DATE	OPP.	RUSHING					RECEIVING				
		NO.	YDS.	AVG.	LG.	TD	NO.	YDS.	AVG.	LG.	TD
9/8	K.C.	12	42	3.5	9	0	3	20	6.7	12	0
9/15	Cin.	8	38	4.8	10	0	3	42	14.0	27	0
9/22	@ Ten.	9	43	4.8	12	0	9	38	4.2	9	0
9/29	@ Pitt.	16	105	6.6	54	1	3	14	4.7	8	0
10/6	Balt.	7	34	4.9	11	0	4	36	9.0	16	0
10/13	@ T.B.	9	38	4.2	15	0	10	34	3.4	13	0
10/20	Hou.	12	65	5.4	36	1	5	34	6.8	13	0
10/27	@ NYJ	14	25	1.8	6	0	6	42	7.0	11	0
11/3	Pitt.	6	19	3.2	10	0	3	18	6.0	13	0
11/17	@ Cin.	Inactive Shoulder									
11/24	@ N.O.	Inactive Shoulder									
12/1	Car.	1	7	7.0	7	0	2	11	5.5	10	0
12/8	@ Jack.	4	22	5.5	19	0	4	25	6.3	8	0
12/15	Ind.	3	19	6.3	9	0	6	73	12.2	33	0
12/22	@ Balt.	4	11	2.8	6	1	4	63	15.8	28	0
12/29	Atl.	1	2	2.0	2	0	1	2	2.0	2	0
TOTALS	14 GM	106	470	4.4	54	3	63	452	7.2	33	0

WHITE'S 2002 POSTSEASON OFFENSIVE STATISTICS

DATE	OPP.	RUSHING					RECEIVING				
		NO.	YDS.	AVG.	LG.	TD	NO.	YDS.	AVG.	LG.	TD
1/5	@ Pitt.	0	0	0.0	0	0	5	45	9.0	17	0
TOTALS	1 GM	0	0	0.0	0	0	5	45	9.0	17	00

WHITE'S 2002 SPECIAL TEAMS STATISTICS

DATE	OPP.	PUNT RETURNS					KICKOFF RETURNS				
		NO.	YDS.	AVG.	LG.	TD	NO.	YDS.	AVG.	LG.	TD
9/8	K.C.	0	0	0.0	0	0	0	0	0.0	0	0
9/15	Cin.	0	0	0.0	0	0	0	0	0.0	0	0
9/22	@ Ten.	0	0	0.0	0	0	0	0	0.0	0	0
9/29	@ Pitt.	0	0	0.0	0	0	1	11	11.0	11	0
10/6	Balt.	0	0	0.0	0	0	0	0	0.0	0	0
10/13	@ T.B.	0	0	0.0	0	0	0	0	0.0	0	0
10/20	Hou.	0	0	0.0	0	0	0	0	0.0	0	0
10/27	@ NYJ	0	0	0.0	0	0	0	0	0.0	0	0
11/3	Pitt.	0	0	0.0	0	0	0	0	0.0	0	0
11/17	@ Cin.	Inactive Shoulder									
11/24	@ N.O.	Inactive Shoulder									
12/1	Car.	0	0	0.0	0	0	0	0	0.0	0	0
12/8	@ Jack.	0	0	0.0	0	0	1	10	10.0	10	0
12/15	Ind.	0	0	0.0	0	0	0	0	0.0	0	0
12/22	@ Balt.	0	0	0.0	0	0	0	0	0.0	0	0
12/29	Atl.	0	0	0.0	0	0	0	0	0.0	0	0
TOTALS	14 GM	0	0	0.0	0	0	2	21	10.5	11	0

WHITE'S 2001 BROWNS OFFENSIVE STATISTICS

DATE	RUSHING					RECEIVING				
	NO.	YDS.	AVG.	LONG	TD	NO.	YDS.	AVG.	LONG	TD
9/9 vs. Sea.	10	52	5.2	14	0	3	26	8.7	14	0
9/23 vs. Det.	3	15	5.0	16	0	1	4	4.0	4	0
9/30 @ Jac.	23	64	2.8	9	1	5	26	5.2	11	0
10/7 vs. S.D.	2	1	0.5	1	0	1	6	6.0	6	0
10/14 @ Cin.	3	19	6.3	13	0	3	27	9.0	14	0
10/21 vs. Bal.	1	1	1.0	1	0	1	1	1.0	1	0
11/4 @ Chi.	0	0	0.0	0	0	1	10	10.0	10	0
11/11 vs. Pit.	2	2	1.0	2	0	1	26	26.0	26	0
11/18 @ Bal.	9	29	3.2	7	1	4	18	4.5	7	0
11/25 vs. Cin.	5	13	2.6	5	0	0	0	0.0	0	0
12/2 vs. Ten.	4	4	1.0	5	0	2	15	7.5	14	0
12/9 @ N.E.	2	7	3.5	4	0	3	57	19.0	36	0
12/16 vs. Jac.	9	33	3.7	7	0	5	39	7.8	11	0
12/23 @ G.B.	21	131	6.2	51	0	9	85	9.4	45	1
12/30 @ Ten.	21	42	2.0	9	2	3	56	18.7	41	0
1/6 @ Pit.	11	30	2.7	8	1	2	22	11.0	18	0
TOTALS	126	443	3.5	51	5	44	418	9.5	45	1

WHITE'S 2001 SPECIAL TEAMS STATISTICS

DATE	PUNT RETURNS					KICKOFF RETURNS				
	NO.	YDS.	AVG.	LONG	TD	NO.	YDS.	AVG.	LONG	TD
9/9 vs. Sea.	0	0	0.0	0	0	1	11	11.0	11	0
9/23 vs. Det.	0	0	0.0	0	0	1	22	22.0	22	0
9/30 @ Jac.	0	0	0.0	0	0	1	19	19.0	19	0
10/7 vs. S.D.	0	0	0.0	0	0	0	0	0.0	0	0
10/14 @ Cin.	0	0	0.0	0	0	2	52	26.0	27	0
10/21 vs. Bal.	0	0	0.0	0	0	1	11	11.0	11	0
11/4 @ Chi.	0	0	0.0	0	0	2	53	26.5	31	0
11/11 vs. Pit.	0	0	0.0	0	0	1	21	21.0	21	0
11/18 @ Bal.	0	0	0.0	0	0	0	0	0.0	0	0
11/25 vs. Cin.	0	0	0.0	0	0	0	0	0.0	0	0
12/2 vs. Ten.	0	0	0.0	0	0	0	0	0.0	0	0
12/9 @ N.E.	0	0	0.0	0	0	0	0	0.0	0	0
12/16 vs. Jac.	0	0	0.0	0	0	0	0	0.0	0	0
12/23 @ G.B.	0	0	0.0	0	0	0	0	0.0	0	0
12/30 @ Ten.	0	0	0.0	0	0	0	0	0.0	0	0
1/6 @ Pit.	0	0	0.0	0	0	0	0	0.0	0	0
TOTALS	0	0	0.0	0	0	9	189	21.0	31	0

WHITE'S 2000 BROWNS OFFENSIVE STATISTICS

DATE	RUSHING					RECEIVING				
	NO.	YDS.	AVG.	LONG	TD	NO.	YDS.	AVG.	LONG	TD
9/3 vs. Jac.	0	0	0.0	0	0	0	0	0.0	0	0
9/10 @ Cin.	0	0	0.0	0	0	0	0	0.0	0	0
9/17 vs. Pit.	Inactive									
9/24 @ Oak.	Inactive									
10/1 vs. Bal.	Inactive									
10/8 @ Ari.	2	6	3.0	5	0	0	0	0.0	0	0
10/15 @ Den.	0	0	0.0	0	0	0	0	0.0	0	0
10/22 @ Pit.	2	0	0.0	1	0	0	0	0.0	0	0
10/29 vs. Cin.	2	4	2.0	4	0	0	0	0.0	0	0
11/5 vs. N.Y.G.	3	12	4.0	6	0	2	27	13.5	25	0
11/12 vs. N.E.	12	37	3.1	14	0	3	22	7.3	9	0
11/19 @ Ten.	8	27	3.4	9	0	3	30	10.0	14	0
11/26 @ Bal.	4	12	3.0	14	0	1	-2	-2.0	-2	0
12/3 @ Jac.	7	29	4.1	8	0	2	11	5.5	8	0
12/10 vs. Phi.	3	15	5.0	10	0	0	0	0.0	0	0
12/17 vs. Ten.	4	3	0.8	2	0	2	12	6.0	8	0
TOTALS	47	145	3.1	14	0	13	100	7.7	25	0

WHITE'S 2000 SPECIAL TEAMS STATISTICS

DATE	NO.	YDS.	PUNT RETURNS			NO.	YDS.	KICKOFF RETURNS		
			AVG.	LONG	TD			AVG.	LONG	TD
9/3 vs. Jac.	0	0	0.0	0	0	3	51	17.0	22	0
9/10 @ Cin.	0	0	0.0	0	0	1	20	20.0	20	0
9/17 vs. Pit.	Inactive									
9/24 @ Oak.	Inactive									
10/1 vs. Bal.	Inactive									
10/8 @ Ari.	0	0	0.0	0	0	2	53	26.5	40	0
10/15 @ Den.	0	0	0.0	0	0	4	88	22.0	28	0
10/22 @ Pit.	0	0	0.0	0	0	4	118	29.5	36	0
10/29 vs. Cin.	0	0	0.0	0	0	2	57	28.5	30	0
11/5 vs. N.Y.G.	0	0	0.0	0	0	4	73	18.3	25	0
11/12 vs. N.E.	0	0	0.0	0	0	2	38	19.0	27	0
11/19 @ Ten.	0	0	0.0	0	0	4	84	21.0	29	0
11/26 @ Bal.	0	0	0.0	0	0	6	125	20.8	28	0
12/3 @ Jac.	0	0	0.0	0	0	3	50	16.7	23	0
12/10 vs. Phi.	0	0	0.0	0	0	6	140	23.3	36	0
12/17 vs. Ten.	0	0	0.0	0	0	2	38	19.0	19	0
TOTALS	0	0	0.0	0	0	43	935	21.7	40	0



DL MARK WORD 90

YEAR W/ BROWNS: **3RD**

BIRTHDATE: **NOV. 23, 1975**

YEAR IN NFL: **3RD**

ACQUIRED: **FA - '01**

HEIGHT: **6-5**

COLLEGE: **JACKSONVILLE STATE**

WEIGHT: **305**

GAMES PLAYED/STARTED: 1999 (5/0); 2000 (0/0); 2001 (0/0); 2002 (16/2, 1/0).

CAREER GAMES: 21 games, 2 starts.

POSTSEASON GAMES: 1 game, 0 starts.

CAREER TRANSACTIONS: Originally signed by the Kansas City Chiefs as a free agent on April 27, 1999...Waived by Kansas City on Aug. 28, 2000...Signed by the St. Louis Rams on Feb. 2, 2001...Allocated to NFL Europe by St. Louis on April 17, 2001...Waived by St. Louis on July 5, 2001...Signed by the Cleveland Browns as a free agent on July 20, 2001.

CAREER HIGHLIGHTS: In his first NFL start vs. Cincinnati on Sept. 15, 2002 recorded a career-high 3 sacks for 30 yards, 4 solo tackles and 2 forced fumbles.

SEASONAL REVIEWS

2002: After rehabilitating a season-ending shoulder injury in 2001, rebounded for a career-year as he established career-highs with 23 tackles, including 17 solo and 2 tackles for loss, 8 sacks for 55 yards and played in all 16 regular season games for the first time in his career, including 2 starting assignments... Led the Browns with 8 sacks for 55 yards, 4 forced fumbles, 10 QB hits and ranked second with 29 pressures...First career start vs. Cincinnati on Sept. 15 had a career-high 3 sacks for 30 yards, 4 solo tackles and 2 forced fumbles...Earned a roster spot during training camp along the defensive line rotation with his speed and knack for rushing the pass-

FUN FACTS

- Entered the NFL as an undrafted rookie free agent at Division 1-AA Jacksonville State.
- Also played in NFL Europe and Canadian Football League before joining Browns.
- Played two years at Hinds Junior College in Utica, Miss.
- Brother, Matt Word, played linebacker at Iowa State and signed with the New England Patriots.

PLAYERS VETERANS

er...Both starting assignments came due to injuries as Word started at right end for the injured Courtney Brown (neck) vs. Cincinnati on Sept. 15 and started at right end for the injured Kenard Lang (groin) at Cincinnati on Nov. 17 as Courtney Brown moved over to left end...Recorded 3 sacks for 30 yards vs. Cincinnati on Sept. 15, 2 sacks for 8 yards vs. Houston on Oct. 20, 1 sack for 10 yards at Cincinnati on Nov. 17, 1 sack for 7 yards at New Orleans on Nov. 24 and 1 sack for 0 yards vs. Atlanta on Dec. 29...Registered 2 forced fumbles vs. Cincinnati on Sept. 15, 1 vs. Houston on Oct. 20 and 1 at Cincinnati on Nov. 17...**Game 1 vs. Kansas City 9/8:** Made his Browns debut by playing defensive end with 3 tackles, including 2 solo and 1 QB pressure on Chiefs QB Trent Green...Marked his first game since 12/12/99 vs. Minnesota as a member of the Kansas City Chiefs...**Game 2 vs. Cincinnati 9/15:** Made his first career-start for the injured Courtney Brown (neck) at right defensive end and recorded 3 sacks for 30 yards, 4 solo tackles, 3 QB pressures, 2 forced fumbles and 2 hits...Had the finest game of his career by establishing career-highs with 3 sacks and 4 solo tackles...His first career-sack came in the 2nd quarter with a 9-yard sack of Bengals QB Gus Frerotte and forced a fumble recovered by Cincinnati as the Bengals faced a 2nd and 20 situation...Added his second sack late in the 4th quarter off Frerotte with an 8-yard loss and forced a fumble recovered by Cincinnati to force a 3rd and 33 situation...On the next play sacked Frerotte for his third sack of the day with a 12-yard loss to force a 4th and 45 situation...Part of a defensive effort that limited Cincinnati to only 7 points and forced 3 turnovers and 5 sacks...**Game 3 at Tennessee 9/22:** Played defensive end in nickel defensive package and recorded 1 tackle and 1 QB pressure on Titans QB Steve McNair...Part of a defensive effort that allowed Tennessee only 187 net yards of offense, the fewest the club has allowed since 1994 (182, vs. Houston 11/27/94)...**Game 4 at Pittsburgh 9/29:** Played defensive end in the defensive line rotation and recorded 1 QB pressure and 1 QB hit...Part of a defensive effort that limited Pittsburgh to 93 net yards rushing...**Game 5 vs. Baltimore 10/6:** Played defensive end with 1 tackle and 1 QB pressure on Baltimore QB Chris Redman...**Game 6 at Tampa Bay 10/13:** Played defensive end and recorded 3 tackles, including 1 solo, 1 tackle for loss, 1 QB pressure on Tampa Bay QB Brad Johnson and 1 QB hit...**Game 7 vs. Houston 10/20:** Played defensive end and with 1 tackle for loss, 2 sacks for 8 yards, 3 QB pressures, 2 hits and 1 forced fumble...Recorded his first sack in the 4th quarter with a 5-yard sack of Texans QB David Carr to force a 3rd and 13 situation...Added his second sack late in the 4th quarter on a 4-yard loss as Carr fumbled and was recovered by LB Kevin Bentley at the Houston 4-yard line and 2 plays later RB Jamel White scored on a 2-yard TD run to give the Browns the 34-17 lead...Part of a defensive effort that recorded 8 sacks and 1 forced fumble...**Game 8 at N.Y. Jets 10/27:** Played defensive end with 3 QB pressures...Part of a defense that limited the N.Y. Jets to 241 net yards of offense, including only 2 net yards of offense in the 3rd quarter, and forced 3 turnovers...**Game 9 vs. Pittsburgh 11/3:** Played defensive end...**Game 10 at Cincinnati 11/17:** Started at right defensive end, filling in for the injured Kenard Lang (groin) and recorded 2 solo tackles, 1 sack for 10 yards, 1 forced fumble, 1 QB pressure and 1 hit...Added his 6th sack of the year late in the 2nd quarter with a 10-yard sack of Bengals QB John Kitna and forced a fumble...Part of a defensive effort that limited the Bengals to 102 net yards rushing...**Game 11 at New Orleans 11/24:** Played defensive end with 1 solo tackle, 1 sack for 7 yards, 4 QB pressures and 1 QB hit...Added his 7th sack of the year in the 1st quarter with a 7-yard sack of Saints QB Aaron Brooks to force a 4th and 13 punting situation...Part of a defensive effort that limited the Saints to 74 yards rushing, forced 5 defensive turnovers (3 INT, 2 fumbles) and limited the Saints to only 12 points (1 TD, 2 FG) on six opportunities in the red zone...**Game 12 vs. Carolina 12/1:** Played defensive end...Part of a defensive effort that limited the Panthers to 89 net yards passing and 234 total net yards...**Game 13 at Jacksonville 12/8:** Played defensive end with 1 solo tackle and 1 QB pressure...Part of a defensive effort that limited the Jaguars to 211 net yards of offense including 54 net yards passing...**Game 14 vs. Indianapolis 12/15:** Played defensive end with 2 solo tackles and 4 QB pressures...**Game 15 at Baltimore 12/22:** Played defensive end with 2 solo tackles and 4 QB pressures...Part of a defensive effort that limited Baltimore to 275 net yards of offense, including 129 net yards passing...**Game 16 vs. Atlanta 12/29:** Played defensive end with 2 solo tackles, 1 sack, 1 QB pressure and 1 QB hit...Recorded his 8th sack of the year with a stop on Falcons QB Michael Vick in the 4th quarter...Part of a defensive effort that limited Atlanta to 104 net yards rushing...**AFC Wild Card Game at Pittsburgh 1/5:** Played defensive end with 1 QB pressure.

MARK WORD CONTINUED...

2001: Signed by St. Louis on Feb. 2 and allocated to NFL Europe on April 17...Member of the Rhein Fire in NFL Europe...Recorded 9 total tackles, 5 sacks, 3 forced fumbles and 2 PBU in NFL Europe action...Tied for seventh in NFL Europe in sacks during the season...Waived by St. Louis on July 5...Signed by Cleveland as a free agent on July 20...Suffered a shoulder injury during training camp and was forced to miss the regular season as he was placed on reserve-injured list.

2000: Did not play in the NFL...Signed as a free agent with the Hamilton Tiger Cats of the Canadian Football League and played in 9 games, including 7 starts...He totaled 15 tackles, including 5 sacks for 37 yards, 3 tackles for loss and 3 PBU.

1999: Made the Kansas City active 53-man roster as a rookie free agent...Played in five games mainly on special teams...Made 1 special teams tackle and recorded 1 quarterback pressure on the season...Saw action on special teams duty against Chicago on Sept. 12...Recorded 1 QB pressure from his defensive end slot against Baltimore on Oct. 21...Played on special teams and tallied one tackle against San Diego on Oct. 31...Saw action on special teams vs. Seattle on Nov. 21 and vs. Minnesota on Dec. 12.

COLLEGE: Played one season at Division I-AA Jacksonville State where he recorded 60 tackles, 44 solos, 14.5 sacks for 78.5 yards, 4 PBU, 27 QB pressures, 14 tackles for loss, 4 forced fumbles and 4 recovered fumbles...His 14.5 sacks placed him third in Division I-AA in 1998...In his first game at Jacksonville State, he registered 7 tackles, 1.5 sacks, caused 3 fumbles and recovered 2 fumbles for 74 return yards in a 19-13 win...Earned National Defensive Player of the Week honors from Football Gazette after recording season-high 11 tackles, 8 QB pressures (3 of which forced INTs) and 4 sacks for 27 yards vs. Middle Tennessee State...Earned All-America, all-state and team Defensive Player of the Year honors during his two-year career at Hinds Junior College in Utica, Mississippi...Registered over 200 tackles and 35 sacks during that time.

PERSONAL: Standout defender at Southridge (Miami, Fla.) High School...Was also the Most Valuable Performer on his prep track squad...Majored in criminal justice at Jacksonville State...Full name: Mark Bernard Word...Word is single and resides in Miami, Fla.

WORD'S SINGLE-GAME CAREER HIGHS

TACKLES: 4 vs. Cincinnati 9/15/02

SACKS: 3 vs. Cincinnati 9/15/02

FORCED FUMBLES: 2 vs. Cincinnati 9/15/02

WORD'S CAREER DEFENSIVE STATISTICS

YEAR	TOTAL	TACKLES		SACKS NO./YDS.	INT'S NO./YDS.	PBU	FUMBLES		QB PRESS.
		SOLO	ASST.				REC./FOR.	TFL	
1999 (K.C.)	0	0	0	0/0	0/0	0	0/0	0	1
2000	Did Not Play								
2001 (Cle.)	Reserve-Injured								
2002 (Cle.)	23	19	4	8/55	0/0	0	0/4	2	29
CAREER	23	19	4	8/55	0/0	0	0/4	2	30

WORD'S POSTSEASON CAREER DEFENSIVE STATISTICS

YEAR	TOTAL	TACKLES		SACKS NO./YDS.	INT'S NO./YDS.	PBU	FUMBLES		QB PRESS.
		SOLO	ASST.				REC./FOR.	TFL	
2002 (Cle.)	0	0	0	0/0	0/0	0	0/0	0	1
CAREER	0	0	0	0/0	0/0	0	0/0	0	1

WORD'S 2002 POSTSEASON GAME-BY-GAME DEFENSIVE STATISTICS

DATE	OPP.	TOTAL	TACKLES		SACKS NO./YDS.	INT'S NO./YDS.	PBU	FUMBLES		QB PRESS.
			SOLO	ASST.				REC./FOR.	TFL	
1/5	@ Pitt.	0	0	0	0/0	0/0	0	0/0	0	1
TOTALS	1 GM	0	0	0	0/0	0/0	0	0/0	0	1

WORD'S 2002 GAME-BY-GAME DEFENSIVE STATISTICS

DATE	OPP.	TACKLES			SACKS		INT'S	FUMBLES		QB
		TOTAL	SOLO	ASST.	NO./YDS.	NO./YDS.		PBU	REC./FOR.	
9/8	K.C.	3	2	1	0/0	0/0	0	0/0	0	1
9/15	Cin.	4	4	0	3/30	0/0	0	0/2	0	3
9/22	@ Ten.	1	0	1	0/0	0/0	0	0/0	0	1
9/29	@ Pitt.	0	0	0	0/0	0/0	0	0/0	0	1
10/6	Balt.	1	0	1	0/0	0/0	0	0/0	0	1
10/13	@ T.B.	3	2	1	0/0	0/0	0	0/0	1	1
10/20	Hou.	1	1	0	2/8	0/0	0	0/1	1	3
10/27	@ NYJ	0	0	0	0/0	0/0	0	0/0	0	3
11/3	Pitt.	0	0	0	0/0	0/0	0	0/0	0	0
11/17	@ Cin.	2	2	0	1/10	0/0	0	0/1	0	1
11/24	@ N.O.	1	1	0	1/7	0/0	0	0/0	0	4
12/1	Car.	0	0	0	0/0	0/0	0	0/0	0	0
12/8	@ Jack.	1	1	0	0/0	0/0	0	0/0	0	1
12/15	Ind.	2	2	0	0/0	0/0	0	0/0	0	4
12/22	@ Balt.	2	2	0	0/0	0/0	0	0/0	0	4
12/29	Atl.	2	2	0	1/0	0/0	0	0/0	0	1
TOTALS	16 GM	23	19	4	8/55	0/0	0	0/4	2	29



OL PAUL ZUKAUSKAS 66

YEAR W/ BROWNS: 3RD

BIRTHDATE: JULY 12, 1979

YEAR IN NFL: 3RD

ACQUIRED: D (7A) - '01

HEIGHT: 6-5

COLLEGE: BOSTON COLLEGE

WEIGHT: 320

GAMES PLAYED/STARTED: 2001 (1/0); 2002 (16/3, 1/0).

CAREER GAMES: 17 game, 3 starts.

POSTSEASON GAMES: 1 game, 0 starts.

CAREER TRANSACTIONS: Selected by the Cleveland Browns in the seventh round, 203rd overall, in the 2001 NFL Draft... Waived by Cleveland on Sept. 2, 2001...Signed by Cleveland to the practice squad on Sept. 3, 2001...Signed to active roster on Nov. 21, 2001.

SEASONAL REVIEWS

2002: In his second year with the Browns appeared in all 16 regular season games as the backup right guard and also on special teams...Made three starting assignments at right guard early in the season as starting C Dave Wohlabaugh broke his hand and right guard Shaun O'Hara moved to center...Made his first career start vs. Cincinnati on Sept. 15 as the offensive line provided QB Kelly Holcomb time to throw for 198 yards passing and was sacked only once during the Browns 20-7 win over the Bengals...Started at right guard at Tennessee on Sept. 22 as the offensive line helped the offense roll for 403 net yards of offense and allowed QB Tim Couch to throw for 326 yards and 3 TDs in the Browns 31-28 (OT) win...Also started at guard at Pittsburgh on Sept. 29 as the offensive line paved the way for RB Jamel White to rush for 105 yards and team 123 net yards rushing...Returned to backup guard the following week as O'Hara returned to right guard and Wohlabaugh at center...Replaced starting RG O'Hara at N.Y. Jets on Oct. 27 in the sec-

FUN FACTS

- Was the first freshman in over 20 years to start on the offensive line at Boston College in 1997.
- Teammate with Browns RB William Green while at Boston College and was named All-Big East Conference first team selection as a senior in 2000.

PAUL ZUKAUSKAS CONTINUED...

ond half as the offensive line provided QB Tim Couch enough time to throw for 294 yards and 2 TDs in the Browns 24-21 come-from-behind win... Appeared on special teams and also lined up as tackle eligible in goal line running situations in the AFC Wild Card Game at Pittsburgh on Jan. 5.

2001: In his rookie season, spent the first nine weeks of the regular season on the practice squad... Signed to the active roster on Nov. 21 and appeared in one game and was listed as inactive for six regular-season games...Made his NFL debut by playing on special teams at Tennessee on Dec. 30...Was the backup to starting RT Roger Chanoine.

COLLEGE: Three-year starter who became the first freshman in over twenty years to start on the offensive line (vs. Virginia Tech in 1997)...Physical drive blocker who established himself as one of the most dominating linemen in the Big East...Had 33 starting assignments to his credit...As a senior, named All-Big East Conference first team selection and first team All-America selection... Member of *The Sporting News'* All-Underrated team...Started ten contests at right offensive guard, collecting 82 knockdowns while not allowing a quarterback sack (offensive line gave up only 6 sacks for the season)...Helped the team rank third in the conference with an average of 414.9 yards per game in total offense...Served as team tri-captain...As a junior named All-Big East Conference second team selection...Started every game at right offensive guard...Registered 67 knockdowns and allowed only 1 quarterback sack as the team generated 4,187 yards, an average of 380.6 yards per game...In his sophomore season, moved into the starting lineup full-time, taking over the right tackle position...Credited with 49 key blocks in helping the offense gain 4,527 yards, the sixth-best total in school history...Appeared in seven games as a true freshman...Earned his only start vs. Virginia Tech, lining up at right offensive tackle.

PERSONAL: Earned all-state and all-conference honors as a senior tackle at Boston College (Mass.) High School...Captured *Boston Globe*, *Boston Herald* and *Patriot Ledger* all-scholastic accolades... Earned All-America honors from Prep Star and USA Today, and all-region honors from several other recruiting services...Made 40 tackles as a senior...Served as team captain... Played in the 1997 Massachusetts Shriners Football Classic...Communications major, enrolled in the Carroll School of Management...Brother, Tom, recently graduated from Boston College... Performs community service at several local schools...Son of Ann Marie and Thomas Zukauskas... Born Paul Malcolm Zukauskas on July 12, 1979...Donates his time to various non-profit organizations including building a home for Habitat For Humanity, building a playground for the United Way's Hometown Huddle program, visiting children at the Cleveland Clinic Children's Hospital, Rainbow Babies and Children's Hospital and distributing turkeys to Cleveland residents during the holidays.



OL JEFF FAINE 50

YEAR W/ BROWNS: **R**

YEAR IN NFL: **R**

HEIGHT: **6-3**

WEIGHT: **303**

BIRTHDATE: **APRIL 6, 1981**

ACQUIRED: **D1 - '03**

COLLEGE: **NOTRE DAME**

CAREER TRANSACTIONS: Drafted by the Cleveland Browns in the first round, 21st overall, in the 2003 NFL Draft.

COLLEGE HIGHLIGHTS: Three-year starter who has led the team's down linemen in minutes played during the last two seasons...A solid drive blocker with good quickness off the snap, he shows superb hand usage when attempting to sustain blocks in pass protection.

2002: All-American first-team selection by The NFL Draft Report, ESPN.com and *The Sporting News*...Consensus All-Independent first-team pick...Finalist for the Rimington Award (nation's top center) and semi-finalist for the Lombardi Award (nation's top lineman)...Recipient of the team's Nick Pietrosante Award (player who best exemplifies courage, loyalty, teamwork, dedication and pride)... Started every game, registering 102 key blocks/knockdowns while grading 84% for blocking consistency...Did not allow a sack as the Irish averaged 315.8 yards per game...*Michigan*...Posted 11 knockdowns, including one that leveled linebacker Victor Hobson on QB Carlyle Holiday's 3-yard touchdown run...*Florida State*...Upended linebacker Michael Boulware on tailback Ryan Grant's 2-yard scoring run as Notre Dame totaled 301 yards...*Michigan State*...Was in on 12 knockdowns...Cut blocked strong safety Thomas Wright to kill the blitz on Holiday's 15-yard touchdown pass to Maurice Stovall as the team gained 325 yards...*Pittsburgh*...Teamed with guard Sean Mahan to upend linebacker Gerald Hayes on a 1-yard go-ahead touchdown run by Grant...*Air Force*...Opened a rush lane used by Holiday for a game-winning 1-yard scoring run as the team piled up 335 yards on the ground.

2001: Football News All-American honorable mention...College *Football News* All-Independent first-team pick...Led the team with 314:17 minutes of action...Started every game, making 88 key blocks/knockdowns as the offense generated 3187 yards. *Tennessee*...Made 9 knockdowns, teaming with tackle Jordan Black as the Irish linemen cut blocked defensive tackles John Henderson and Albert Haynesworth on a 1-yard scoring plunge by tailback Tony Fisher...*West Virginia*...Despite playing the entire game with a sprained foot, he cut blocked defensive tackle David Upchurch on a 19-yard touchdown run by tailback Julian Jones as the team finished with 415 yards...*Southern California*...Cleared a path used by Terrance Howard for a 4-yard scoring scamper around the right side as Notre Dame gained 346 yards.

2000: Started every game, leading the team with 290:25 minutes of action...Posted 65 knockdowns to help the offense generate 3803 yards, an average of 345.7 yards per game...*Air Force*...Led the way as receiver Joey Getherall raced 9 yards into the end zone for a score on a reverse and the team picked up 212 yards rushing...*Texas A&M*...Leveled defensive end Rocky Bernard on QB Arnaz Battle's 9-yard scoring toss to Getherall as the team gained 327 yards...*West Virginia*... Brought down defensive tackle Antwan Lake to help tailback Terrence Howard explode for an 80-yard touchdown jaunt as the offense amassed 227 yards on the ground.

1999: Redshirted as a freshman.

PERSONAL: *USA Today* first-team All-American, named to the Super Southern 100 team by the *Atlanta Journal-Constitution*, rated one of top 100 national prospects by the *Dallas Morning News*

JEFF FAINE CONTINUED...

and *Fort Worth Star-Telegram*, rated 63rd nationally on the *Chicago Sun-Times* list of top 100 players, rated the 74th-best prospect by ESPN.com and 69th by *The Sporting News* and rated one of top 25 Florida prospects by the *Palm Beach Post* at Seminole (Sanford, Fla.) High...Florida Class 5-A All-State pick as a junior and senior...Won three letters in football while playing as a center and tackle...Second-team pick on Fox Sports South Countdown to Signing Day All-South team...Honorable mention pick on the *Orlando Sentinel* All-Southern team...Helped team average 400 yards per game on offense while leading the way for two 1000-yard rushers in 1998...Had 77 pancake blocks as a senior in '98...Graded out at 91 percent as a blocker over his last two seasons...Captain of the squad and team MVP in '98...Three-time All-Conference selection and two-time All-Central Florida and All-district pick...Conference MVP as a senior district offensive MVP...Helped team to the league crown as a junior...Earned four letters in weightlifting and two in track as a shot putter...Entered Notre Dame as a mechanical engineering major and changed to a film and communications major...Born Jeffrey Kalei Faine on April 6, 1981 in Milwaukee, Oregon...Resides in Sanford, Florida.



LB CHAUN THOMPSON 51

YEAR W/ BROWNS: R

BIRTHDATE: MAY 22, 1980

YEAR IN NFL: R

ACQUIRED: D2 - '03

HEIGHT: 6-2

COLLEGE: WEST TEXAS A&M

WEIGHT: 250

CAREER TRANSACTIONS: Drafted by the Cleveland Browns in the second round, 52nd overall, in the 2003 NFL Draft.

COLLEGE HIGHLIGHTS: Former defensive end who found a home as an outside linebacker during his sophomore year...The three-year starter sat out the 2000 campaign with an elbow injury, but has been a model of consistency, registering at least 100 tackles in each of his last three seasons...Finished his career with 358 tackles, 172 solo, 8 sacks for 76 yards, 40 tackles for loss, 3 fumble recoveries, 2 forced fumbles, 3 interceptions and 9 PBU in 44 games.

2002: Little All-American first-team selection by The NFL Draft Report...All-Lone Star Conference first-team choice and named Southern Division Linebacker-of-the-Year...Started at strong side outside linebacker, leading the team with 104 tackles, 58 solo, including a 6-yard sack, 11 tackles for loss, 1 recovered fumble, 5 PBU and 2 interceptions for 33 yards...*Southwestern Oklahoma*...Opened the season with 13 tackles, 6 solos and 2 tackles for loss...*Northwestern Oklahoma*...Killed a scoring drive with a 3-yard interception return...*Central Oklahoma*...Made 3 stops, including one for a 2-yard loss...*Southeastern Oklahoma*...Totaled 5 tackles, 4 solos and 2 tackles for loss...*Angelo State*...Registered a season-high 15 tackles, 12 solos, with a stop behind the line of scrimmage...*Midwestern State* and *Texas A&M, Kingsville*...Posted 11 tackles in each game...*Texas A&M Commerce*...Had another 11 hits with a 6-yard sack, a 30-yard interception return and 2 PBU...*Tarleton State*...Was in on 13 tackles, 7 solos, 1 tackle for loss and 2 PBU...*Eastern New Mexico*...Collected 15 tackles, 9 solos, with 3 tackles for loss and 1 recovered fumble...*Abilene Christian*...Closed out his career with 5 tackles and 1 PBU.

2001: All-Lone Star Conference first-team choice...Lined up at strongside outside linebacker, finishing second on the team with 106 tackles, 51 solos...Added 3 sacks for 33 yards, 17 tackles for loss, 1 recovered fumble and 1 PBU...*Midwestern State*...In his first game action since 1999, he

CHAUN THOMPSON CONTINUED...

responded with 10 tackles, a stop for a 3-yard loss and a fumble recovery...*Western New Mexico*... Made 5 hits with a 15-yard sack...*Northwestern Oklahoma*...Added 10 tackles, 5 solo and 2 tackles for loss...*Northeastern State (Okl.)*...Had 10 tackles, 6 solo and 2 tackles for loss...*Angelo State*... Posted 12 tackles, 5 solos...*Texas A&M Commerce*...Registered 11 tackles and 3 tackles for loss...*Texas A&M Kingsville*...Followed with a 10-yard sack, 3 tackles for loss and 9 total tackles...*East Central Oklahoma*...Tallied a season-high 15 tackles, 11 solos, including an 8-yard sack...*Eastern New Mexico*...Credited with 8 tackles, 5 solos...*Abilene Christian*...Finished the season with 11 tackles, 3 tackles for loss and 1 PBU.

2000: Redshirted after suffering a fractured left elbow in fall drills.

1999: All-American and All-Lone Star Conference first-team selection by The Sports Page...Led the team with a career-high 136 tackles, 56 solos from the strongside inside linebacker position...Had 3 sacks for 27 yards, 10 tackles for loss, 3 PBU, 1 recovered fumble and 1 interception...*Panhandle State*...Had 11 hits, 5 solos, in the season opener...*Central Arkansas*...Credited with a 6-tackle effort...*Southwestern Oklahoma*...Followed with 17 tackles, a 10-yard sack, 1 fumble recovery, 1 interception and 4 tackles for loss...*Southeastern Oklahoma*...Totaled 10 tackles, including one for a loss...*Angelo State*...Registered a career-high 19 tackles, 8 solos and a 1 tackle for loss...*Texas A&M Commerce*...Had another 19 tackles, 6 solos...*Texas A&M Kingsville*...Collected 14 tackles...*Midwestern State*... Added 9 tackles and 2 tackles for loss...*Eastern New Mexico*...Posted 17 tackles, 13 solos...*Abilene Christian*...Closed out the year with 2 sacks for 17 yards, 3 PBU and 11 tackles.

1998: Lined up at strongside defensive end and inside linebacker, recording 12 tackles, 7 solos, with 2 tackles for loss and 2 forced fumbles...*Central Arkansas*...Registered his first career sack, good for a 10-yard loss.

PERSONAL: Attended Mt. Pleasant (Tex.) High, earning All-District, All-East Texas and All-State honors as a punter and placekicker...Added All-District honors as a cornerback and tight end...Also lettered in basketball and track...Kinesiology major...Born May 22, 1980...Resides in Mt. Pleasant, Texas.

THOMPSON'S DEFENSIVE STATISTICS

YEAR	TACKLES			SACKS NO./YDS.	INT'S NO./YDS.	PBU	FUMBLES REC./FOR.	TFL
	TOTAL	SOLO	ASST.					
1998	12	7	5	1/10	0/0	0	0/2	2/34
1999	136	56	80	3/27	1/0	3	1/0	10/50
2000	DNP-MEDICAL REDSHIRT							
2001	106	51	55	3/33	0/0	1	1/0	17/70
2002	104	58	46	1/6	2/33	5	1/0	11/24
CAREER	358	172	186	8/76	3/33	9	3/2	40/178



DB CHRIS CROCKER 25

YEAR W/ BROWNS: **R**

BIRTHDATE: **MARCH 9, 1980**

YEAR IN NFL: **R**

ACQUIRED: **D3 - '03**

HEIGHT: **5-11**

COLLEGE: **MARSHALL**

WEIGHT: **194**

CAREER TRANSACTIONS: Drafted by the Cleveland Browns in the third round, 84th overall, in the 2003 NFL Draft.

CHRIS CROCKER CONTINUED...

COLLEGE HIGHLIGHTS: Three-year starter with experience at free safety, strong safety, left cornerback and rover...Special teams standout who also provides good support against the run... Recorded 277 tackles, 185 solos, with 3.5 sacks, 14 tackles for loss, 24 PBU and 4 interceptions during his career.

2002: All-Mid American Conference second-team selection...Started all year at free safety, finishing second on the team with a career-high 126 tackles, 78 solos, 2 sacks for 11 yards, 10 PBU and 6 tackles for loss...*Virginia Tech*...Credited with 13 tackles, 10 solos...*Central Florida*...Had another 13 tackles, 9 solos and 2 PBU...*Buffalo*...Posted 10 tackles, a 3-yard sack, 2 tackles for loss and 1 PBU...*Troy State*...Registered a season-high 17 tackles, 10 solos, 1 tackle for loss and 1 PBU...*Central Michigan*...Followed with 14 tackles, 10 solos...*Miami (Oh.)*...Added 7 tackles with 2 PBU and an 8-yard sack...*Ohio University*...Totaled 10 tackles, 6 solos and 1 PBU...*Ball State*...Was in on 14 tackles, 7 solos...*Louisville (GMAC Bowl)*...Closed out his career with 5 tackles, 1 tackle for loss and 1 PBU.

2001: All-Mid American Conference first-team choice...Started eleven games at free safety and the Bowling Green contest at left cornerback...Third on the team with 88 tackles, 59 solos, adding 1.5 sacks for 11 yards, 4 tackles for loss, 10 PBU, 1 interception and 1 forced fumble...*Florida*... Opened the season with 7 tackles, 6 solos and 1 PBU...*Massachusetts*...Posted 11 tackles, 10 solos and 2 PBU...*Bowling Green*...Had an assisted sack for a 4-yard loss...*Northern Illinois*...Returned an interception 18 yards and made 6 tackles, 4 solos...*Buffalo*...Made 11 tackles, 8 solos, with 1 tackle for loss...*Akron*...Delivered 11 tackles and 1 PBU...*Miami*...Registered a 7-yard sack...*Ohio University*...Totaled 6 tackles, with 1 tackle for loss and 1 forced fumble...*Toledo (MAC Championship)*...Had 7 tackles, 6 solos, but suffered a right toe sprain...*East Carolina (GMAC Bowl)*... Was in on 12 tackles, 6 solos.

2000: Played in every game, starting six contests at free safety and vs. Kent State at rover... Recorded 56 tackles, 42 solos, with 2 tackles for loss, 3 interceptions and 3 PBU...Also blocked 2 kicks...*Michigan State*...Earned MAC Special Teams Player-of-the-Week after blocking a pair of kicks...*Western Michigan*...Picked off a pass and collected 4 tackles...*Kent State*...Had another interception and 7 tackles, 6 solos...*Bowling Green*...Registered 7 tackles, 5 solos, with 1 interception and 1 PBU...*Central Michigan*...Suffered a right shoulder sprain...*Ohio University*... Totaled 9 tackles, 5 solos, with 2 PBU...*Western Michigan (MAC Championship)*...Added 8 tackles, 5 solos...*Cincinnati (Motor City Bowl)*...Delivered 7 tackles, 4 solos.

1999: Played in every game, making 7 tackles, 6 solos.

1998: Redshirted as a freshman.

PERSONAL: Attended Deep Creek (Chesapeake, Va.) High...Three-year letter winner and also lettered in basketball and track...Selected as an all-district performer after both his junior and senior years...Twice named All-Tidewater and all-region...Was a member of the 1994 state runner-up team...Named All-State in track after both his junior and senior years...Ranked third in the nation in the 110-meter high hurdles his senior year...Sports Management major...Son of Blanche and James Crocker...Born Christopher Alan Crocker on March 9, 1980...Resides in Chesapeake, Virginia...Member of Marshall's 1998 track team, competing in the 60-meter hurdles (8.12).

CROCKER'S DEFENSIVE STATISTICS

YEAR	TACKLES			SACKS NO./YDS.	INT'S NO./YDS.	PASSES DEF.	FUMBLES REC./FOR.	TFL
	TOTAL	SOLO	ASST.					
1999	7	6	1	0/0	0/0	1	0/0	1/3
2000	56	42	14	0/0	3/14	3	0/0	2/5
2001	88	59	29	1.5/11	1/18	10	0/1	4/15
2002	126	78	48	2/11	0/0	10	0/0	6/18
CAREER	277	185	92	3.5/22	4/32	24	0/1	13/41



RB LEE SUGGS 44

YEAR W/ BROWNS: **R**

BIRTHDATE: **AUG. 11, 1980**

YEAR IN NFL: **R**

ACQUIRED: **D4 - '03**

HEIGHT: **6-0**

COLLEGE: **VIRGINIA TECH**

WEIGHT: **205**

CAREER TRANSACTIONS: Drafted by the Cleveland Browns in the fourth round, 115th overall, in the 2003 NFL Draft.

COLLEGE HIGHLIGHTS: Returned to action with a flourish in 2002 after missing all but one game of the 2001 season with a knee injury...Recaptured the form that earned him All-American honors in 2000 when he led the NCAA Division I-A ranks in scoring...Worked extremely hard during his rehab from the injury, returning for the offseason program and earned Super Iron Hokie honors...Finished his career with 535 carries for 2,767 yards (5.2 avg.) and 53 TDs, adding 171 yards and 3 TDs on 15 receptions (11.4 avg.) in 35 games...Only Maurice Williams (2,981, 1983-86), Roscoe Coles (3,459, 1974-77) and Cyrus Lawrence (3,767, 1979-82) gained more yards rushing in school annals...His 53 TDs on the ground set Big East Conference and Tech career-records while his 56 overall scores set other school and Big East all-time marks.

2002: All-American third-team choice and earned Comeback Player-of-the-Year honors from The NFL Draft Report...All-Big East Conference second-team choice...All-State first-team pick...Shared tailback duties with Kevin Jones, starting every game as he led the team with 257 carries for 1,325 yards (5.2 avg.) and 22 TDs...His 22 scores rank second on the school's season-record list behind his 2000 total of 27...Only Cyrus Lawrence (1,403 in 1981) gained more yards rushing in a season for the Hokies...Joined Lawrence (1,403 in 1981, 1221 in 1980) and Roscoe Coles (1,119 in 1976 and 1,045 in 1975) as the only players in school history to rush for over 1,000 yards twice in a career...Caught 11 passes for 126 yards (11.5 avg.) and a pair of scores...Had 5 kickoff returns for 132 yards (26.4 avg.) and averaged 113.1 all-purpose yards per game...Led the team in scoring with 144 points, the second-best season total in school history, topped only by his own 168 points in 2000...*Arkansas State*...Returned to the gridiron with 87 yards and a 32-yard score on 7 runs...*Louisiana State*...Totaled 91 yards on 22 chances with 2 & 6-yard TDs...*Marshall*...Added a pair of 1-yard scores as he rushed 24 times for 153 yards...*Texas A&M*...Scored the game's only touchdown on a 1-yard plunge and picked up 51 yards on 13 tries in a 13-3 victory...*Western Michigan*...Had a 28-yard touchdown catch and a 5-yard scoring scamper...*Boston College*...Rushed 26 times for 154 yards and a pair of TDs...*Rutgers*...Had 21 runs for 197 yards, including 3 & 42-yard scores...*Pittsburgh*...Collected 128 yards on 25 attempts with 1 & 59-yard touchdowns...*Syracuse*...Scored on a 15-yard reception...*Virginia*...Carried 19 times for 108 yards and 2 TDs...*Miami*...Added 1, 4 & 9-yard scores on 15 attempts for 55 yards...*Air Force (San Francisco Bowl)*...Closed out his career with 1 & 16-yard touchdowns as he rushed for 70 yards on 19 tries.

2001: Suffered a left knee torn anterior cruciate ligament and meniscus during the third quarter of Tech's season opener vs. Connecticut, undergoing surgery on Sept. 14th and was lost for the rest of the year...Had rushed for 99 yards and 2 TDs on 12 carries (8.2 avg.) prior to the injury.

2000: All-American second-team pick by The NFL Draft Report, adding third-team honors from the Associated Press...All-Big East Conference first-team selection and Offensive Player-of-the-Year...Received all 15 first-place votes in winning the Dudley Award as Virginia's best college football player...Shattered Tech's single-season records for rushing TDs, total TDs and scoring...Set six Big East

LEE SUGGS CONTINUED...

Conference records, including single-season records for rushing TDs, total TDs and points...Set Big East single-game marks for rushing TDs (5), total TDs (5) and points (30) against Central Florida... Scored at least one TD in every regular-season game...His six 100-yard games tied a Tech single-season record...Led the conference in rushing at 109.7 yards per game...Turned in the second-best single-season rushing mark under Coach Frank Beamer (also owns the best in 2002) and the fourth-best in school history with 1,207 yards, as he carried the football 222 times (5.4 avg.) without a fumble... Saw some action on special teams and blocked a punt against West Virginia...Scored 27 times on the ground and snatched 3 passes for 44 yards (14.7 avg.) and another score...Had 28 total TDs as he scored a career-best 168 points...*Akron*...Opened the season with 90 yards and a pair of scores on 14 attempts...*East Carolina*...Rushed 11 times for 122 yards and a 56-yard TD...*Rutgers*...Scored four times on 16 runs for 76 yards...It was the most TDs in a game by a Tech player since Tommy Edwards scored four times vs. Pittsburgh in 1993...*Boston College*...Gained 145 yards on 22 tries with 24 & 10-yard TDs...*Syracuse*...Added 91 yards on 21 attempts with scores of 1 & 5 yards...*Pittsburgh*...Rushed 28 times for 164 yards and 3 TDs...*Miami*...Followed with 23 attempts for 121 yards and a pair of scores...*Central Florida*...Set a conference game-record as he ran for 5 TDs (one shy of the school record of six by Tommy Francisco vs. Virginia Military Institute in 1966) on 30 carries, good for 143 yards...*Virginia*...Totaled 116 yards on 22 runs with 3 & 30-yard TDs, adding another score on a 23-yard catch...*Clemson (Gator Bowl)*...Carried 20 times for 73 yards with 1, 5 & 3-yard TDs.

1999: Played in nine games, carrying 44 times for 136 yards (3.1 avg.) and 2 TDs...*Alabama-Birmingham*...Scored his first career TD on a 1-yard plunge...*Pittsburgh and West Virginia*...Did not play after undergoing arthroscopic right knee surgery (effusion)...*Temple*...Gained 34 yards on 9 tries with a 2-yard TD.

1998: Redshirted as a freshman.

PERSONAL: Attended William Fleming (Roanoke, Va.) High...Rushed for 2,918 yards and 30 TDs as a senior...Earned All-American honors from both Super Prep and Prep Star...Ranked the No. 4 player in the state and the No. 19 running back in the nation by Super Prep...An honorable mention choice on the *USA Today* All-USA team and a first-team Group AAA All-State pick by both the coaches and the Associated Press...Stood fourth on the all-time list of single-season rushers in the state when he graduated...The Northwest Region Player-of-the-Year and the Timesland Offensive Player-of-the-Year...Helped team to the state championship game as a senior...Rushed for 350 yards and 3 TDs in a game against Cave Spring his senior year...Scored 5 TDs in a win over G.W. of Danville...Finished his career with 5,056 yards rushing on 646 carries...Scored 50 career TDs... Also excelled in track as a sprinter and jumper...Ran the anchor leg on Fleming's state championship 4x100 relay team...Helped that relay team to a fifth-place finish at the National Scholastic Outdoor Track Championships in Raleigh, N.C...Was clocked at 10.4 in the 100-meters and at 6.2 in the 55-meter dash...Residential Property Management major...Son of Juanita and Lee Suggs, Sr...Born Lee Ernest Suggs, Jr., on Aug. 11, 1980 in Roanoke, Va.

SUGGS' CAREER OFFENSIVE STATISTICS

YEAR	RUSHING					RECEIVING				
	NO.	YDS.	AVG.	LONG	TD	NO.	YDS.	AVG.	LONG	TD
1999	44	136	3.1	12	2	1	1	1.0	1	0
2000	222	1,207	5.4	56	27	3	44	14.7	23	1
2001	12	99	8.2	49	2	0	0	0.0	0	0
2002	257	1,325	5.2	59	22	11	126	11.5	30	2
CAREER	535	2,767	5.2	59	53	15	171	11.4	30	3

SUGGS' CAREER SPECIAL TEAMS STATISTICS

YEAR	KICKOFF RETURNS						PUNT RETURNS						ST TACKLES
	NO.	FC	YDS.	AVG.	LONG	TD	NO.	FC	YDS.	AVG.	LONG	TD	
1999	1	0	20	20.0	20	0	0	0	0	0.0	0	0	0
2000	3	0	45	15.0	26	0	0	0	0	0.0	0	0	0
2001	0	0	0	0.0	0	0	0	0	0	0.0	0	0	0
2002	5	0	132	26.4	37	0	0	0	0	0.0	0	0	0
CAREER	9	0	197	21.9	37	0	0	0	0.0	0	0	0	0



LS RYAN PONTBRIAND 64

YEAR W/ BROWNS: **R**

BIRTHDATE: **OCT. 1, 1979**

YEAR IN NFL: **R**

ACQUIRED: **D5A - '03**

HEIGHT: **6-2**

COLLEGE: **RICE**

WEIGHT: **255**

CAREER TRANSACTIONS: Drafted by the Cleveland Browns in the fifth round, 142nd overall, in the 2003 NFL Draft.

COLLEGE HIGHLIGHTS: Important special teams contributor as the Owls' deep snapper...In 2000 played in 11 games on special teams...Credited with 5 tackles on the season...In 1999 played in all 11 games on special teams, and had coverage tackles vs. Houston, Tulsa and Fresno State...Redshirted in 1998.

PERSONAL: Attended W.P. Clements High School in Sugar Land, Texas...Three-year letterman and starter...First-team all-district 20-5A selection as a senior after receiving honorable mention as a junior...Offensive lineman of the year for the Rangers and team co-captain...Two-year member of the academic all-district team...Three-year member of the National Honor Society and four-time winner of Clements' academic excellence award...Also competed in track & field...Great-grandfather, Victor Hurt, was on the coaching staff of SMU's 1935 team that won the Knute Rockne Trophy, emblematic of the national championship...Full Name: Ryan David Pontbriand (pownt-bree-AWND). Born Oct. 1, 1979, in Houston.



DB MICHAEL LEHAN 39

YEAR W/ BROWNS: **R**

BIRTHDATE: **NOV. 25, 1979**

YEAR IN NFL: **R**

ACQUIRED: **D5B - '03**

HEIGHT: **6-0**

COLLEGE: **MINNESOTA**

WEIGHT: **190**

CAREER TRANSACTIONS: Drafted by the Cleveland Browns in the fifth round, 152nd overall, in the 2003 NFL Draft.

COLLEGE HIGHLIGHTS: One of the fastest players on the team, the four-year starter was hampered by a thigh bruise as a senior, but he still went on to set a school career-record with 31 PBU, topping the previous mark of 30 by Willie Middlebrooks (1998-2000)...In 45 games, he recorded 132 tackles, 110 solos, with 5 tackles for loss, 2 recovered fumbles and 5 interceptions for 128 yards.

2002: Started ten games at strongside cornerback, recording 32 tackles, 25 solos, with 1 fumble recovery, 6 PBU and 2 interceptions for 28 yards...*Southwest Texas and Louisiana-Lafayette...*

MICHAEL LEHAN CONTINUED...

Held to a solo tackle in each of the team's first two games...*Toledo*...Recorded 6 tackles, 4 solos and 1 PBU...*Buffalo*...Made 3 solo hits...*Purdue*...Followed with another 3 tackles...*Illinois*...Suffered a deep thigh bruise, missing most of the game and sat out the Michigan State, Northwestern and Ohio State contests...*Michigan*...Returned with a pair of tackles...*Iowa*...Collected 6 tackles, including one for a 2-yard loss and 1 PBU...*Wisconsin*...Was in on 3 solo hits...*Arkansas (Music City Bowl)*...Closed out his career with 2 interceptions for 28 yards, 2 PBU and 7 solo tackles.

2001: Started every game at strongside cornerback, recording 44 tackles, 33 solos, with 3 tackles for loss, 2 interceptions for 55 yards, 16 PBU, 1 recovered fumble and 1 blocked punt...*Louisiana-Lafayette*...Had a pair of tackles and a 32-yard kickoff return...*Purdue*...Blocked a punt by Travis Dorsch, returning the ball 11 yards, posted 3 solo tackles with a stop for a 3-yard loss, 1 PBU and returned an interception 56 yards...*Michigan State*...Added 4 solo tackles, 6 PBU and had a stop for a 3-yard loss...*Illinois*...Intercepted a pass and delivered 4 tackles, 3 solos...*Northwestern and Murray State*...Made 4 tackles, 3 solos in each game...*Iowa*...Collected 8 tackles, 5 solos, and 2 PBU...*Wisconsin*...Finished the season with 6 tackles, 5 solos and 5 PBU.

2000: Played in every game, starting ten contests at weakside cornerback...Recorded 43 tackles, 39 solos, with 1 tackle for loss, 1 fumble recovery and 8 PBU...*Louisiana-Monroe*...Opened the season with 3 PBU and 2 solo tackles...*Baylor*...Registered 3 solo tackles and 2 PBU...*Illinois*...Recovered 1 fumble and added 1 PBU...*Indiana*...Posted a season-high 9 solo tackles...*Northwestern*...Followed with a 7-tackle effort...*Wisconsin*...Collected 7 solo tackles and a stop for a 17-yard loss...*North Carolina State (Micronpc.com Bowl)*...Delivered 6 tackles, 5 solos.

1999: Appeared in every game as a reserve cornerback...Recorded 13 solo tackles with 1 PBU and 1 interception...*Northwestern*...Had a 45-yard interception return and a 12-yard punt return.

1998: Redshirted as a freshman.

PERSONAL: Attended Hopkins (Minn.) High...All-State selection as a senior in '97 after he rushed for 1,490 yards on 213 carries (7.0 avg.) and scored 25 TDs...Super Prep and Prep Star All-Midwest region choice...Two-time All-Conference selection who gained 1,100 yards and scored 10 TDs as a junior in '96...Also was a dangerous punt/kick returner, averaging 20.5 yards and scored 2 TDs returning punts and averaged 25.0 yards per kick return...Finished in fifth-place (10.99) in the 100-meter dash at the '98 state championships...Earned all-conference honors three times as a sprinter/horizontal jumper on the school's track team...Family Social Science major...Guardians are Jim and Judy Nordstrom...Recipient of the Bernie Bierman Endowed Scholarship...Born November 25, 1979...Resides in Hopkins, Minnesota.

LEHAN'S CAREER DEFENSIVE STATISTICS

YEAR	TACKLES			SACKS NO./YDS.	INT'S NO./YDS.	PASSES DEF.	FUMBLES REC./FOR.	TFL
	TOTAL	SOLO	ASST.					
1999	13	13	0	0/0	1/45	1	0/0	0/0
2000	43	39	4	0/0	0/0	8	1/0	1/17
2001	44	33	11	0/0	2/55	16	1/0	3/8
2002	32	25	7	0/0	2/28	6	1/0	1/2
CAREER	132	110	22	0/0	5/128	31	3/0	5/27



DL ANTONIO GARRY 70

YEAR W/ BROWNS: R

BIRTHDATE: NOV. 30, 1979

YEAR IN NFL: R

ACQUIRED: D6 - '03

HEIGHT: 6-4

COLLEGE: BOSTON COLLEGE

WEIGHT: 300

CAREER TRANSACTIONS: Drafted by the Cleveland Browns in the sixth round, 195th overall, in the 2003 NFL Draft.

COLLEGE HIGHLIGHTS: Defensive co-captain finished his career with 162 tackles, 111 solos, 12 sacks for 70 yards, 24 tackles for loss, 18 quarterback pressures and 5 PBU in 33 games.

2002: Started the first five games at right defensive end before an ankle injury would sideline him for the rest of the regular season...Returned for the Motor City Bowl...Recorded 34 tackles, 24 solos, with 5 sacks for 33 yards, 8 tackles for loss, 2 PBU and 3 quarterback pressures...*Connecticut*...Made 9 tackles, 8 solos, with a 6-yard sack and 2 tackles for loss in the season opener...Also 2 PBU...*Stanford*...Registered 2 sacks for 19 yards and 7 tackles, 5 solos...*Miami*...Held to 4 tackles...*Central Michigan*...Followed with 5 tackles, 3 solos, a stop for a 2-yard loss and a pressure...*Virginia Tech*...Posted 9 tackles, 7 solos, as he sacked QB Bryan Randall twice for 8 yards and tackled RB Lee Suggs for a 3-yard loss, but left the game after suffering a left ankle fracture...The injury would sideline him for the final seven regular season games...*Toledo (Motor City Bowl)*... Played, but did not record any tackles.

2001: Started the first eight games at right defensive end before a neck injury vs. Notre Dame would force him to miss the final three games of the regular season and the Music City Bowl...Recorded 57 tackles, 39 solos, with 5 sacks for 32 yards and 9 tackles for loss...Had a 49-yard interception return and 1 PBU...Added 10 quarterback pressures and 1 fumble recovery...*West Virginia*...Opened the season with 2 sacks for 5 yards and 7 tackles...*Stanford*...Followed with 6 solo tackles, including one that stopped tailback Kerry Carter for a 2-yard loss...*Navy*... Registered 10 tackles, 5 solos, 3 pressures and a stop for a 3-yard loss...*Army*...Added a stop behind the line of scrimmage and 5 solo hits...*Temple*...Had a 6-tackle performance...*Virginia Tech*...Collected 11 tackles, 6 solos, with 2 pressures, a 6-yard sack and a 49-yard interception return...*Notre Dame*...Totaled 9 solo tackles with 2 sacks for 14 yards and 3 tackles for loss, but suffered a pinched nerve in his neck, missing the rest of the season.

2000: Suffered a left knee torn anterior cruciate ligament vs. West Virginia in the season opener... Underwent surgery, missing the rest of the season...Made 1 solo tackle.

1999: Played in every game, starting the West Virginia, Notre Dame and Virginia Tech contests at left defensive tackle...Recorded 61 tackles, 36 solos, with 2 sacks for 12 yards, 6 tackles for loss and 4 quarterback pressures...*Notre Dame*...Had 1 sack, 6 tackles and a stop behind the line of scrimmage...*Syracuse*...Deflected a pass and posted 9 tackles, 7 solos, with 2 stops for losses...*Rutgers*...Added a stop behind the line of scrimmage and 6 tackles, 5 solos...*Northeastern*... Registered 4 tackles, 1 sack and 1 QB pressure.

1998: Finished the year strong, contributing in the final seven games of the season...Recorded 19 tackles, 11 solos, with 1 tackle for loss, 1 PBU and 2 QB pressures.

PERSONAL: A two-sport star at Boston College, he is a two-time wrestling All-American...

ANTONIO GARAY CONTINUED...

Finished fourth in the heavy weight class at the 2000 NCAA Division I Wrestling Championships and he was a quarterfinalist in 2001...Also won the award for most falls in the least amount of time (three in 8:54) at the 2000 NCAA Championship...Returned to the wrestling team in 2001 and began competition in February...Did not compete in wrestling in 2001-2002...As a freshmen, he earned 1998-99 East Coast Wrestling Association all-freshman team honors...Finished the wrestling season with a 20-2 overall record after going 1-2 in the 1999 NCAA Championship... Undefeated in ECWA competition and won his first 19 collegiate matches...Attended Rahway (N.J.) High...Earned Prep Star All-American and All-New Jersey Group III honors as a senior defensive end...Three-time all-Union County selection, capturing first-team accolades in 1997... Had 73 unassisted tackles, 68 assists and 10 sacks in his final season...Finished his schoolboy career with 38 sacks...Played in the first-ever New Jersey-New York Governor's Bowl and the New Jersey North-South all-star game...An outstanding wrestler who was the National High School Coaches' Association 275-pound national champion as a senior...Also won the New York state title in that weight class...Marketing major, enrolled in the Carroll School of Management... Oldest of three children of Marsha and Antonio Garay...Born November 30, 1979...Resides in Rahway, New Jersey.

GARAY'S CAREER DEFENSIVE STATISTICS

YEAR	TOTAL	TACKLES		SACKS	INT'S	PASSES	FUMBLES	TFL
		SOLO	ASST.	NO./YDS.	NO./YDS.	DEF.	REC./FOR.	
1998	19	11	8	0/0	0/0	1	0/0	1/2
1999	61	36	25	2/12	0/0	1	0/0	6/20
2000	1	1	0	0/0	0/0	0	0/0	0/0
2001	57	39	18	5/25	1/49	1	1/0	9/32
2002	34	24	10	5/33	0/0	2	0/0	8/39
CAREER	172	111	61	12/70	1/49	5	1/0	24/93





WR RICHARD ALSTON 7

YEAR W/ BROWNS: R

YEAR IN NFL: R

HEIGHT: 5-11

WEIGHT: 215

BIRTHDATE: NOV. 20, 1980

ACQUIRED: FA - '03

COLLEGE: EAST CAROLINA

CAREER TRANSACTIONS: Signed as an undrafted free agent by the Cleveland Browns on May 27, 2003.

COLLEGE: In 2001 made the transition from backup quarterback to halfback and started last eight games...Tied for the team lead with 31 receptions for 443 yards and 3 TDs...Took advantage of halfback pass play, completing 2-of-4 passes, both for TDs...Also carried the ball 11 times for 124 yards and 1 TD...Had top rushing game of season in GMAC Bowl, carrying 6 times for 91 yards, including a 58-yard gain on a reverse...Played in eight games in 2000 as a reserve quarterback and completed 5-of-23 passes for 108 yards...Was 3-of-6 for 73 yards and 1 TD vs. Tulane...Carried the ball 27 times for 166 yards, averaging 5.4 yards per rush...In 1999 saw action in 10 of 11 games as a redshirt freshman quarterback, completing 16-of-28 passes (57.1 percent) for 236 yards and 1 TD...Completed 4-of-5 for 64 yards in season opener vs. West Virginia...Connected on all four attempts against Tulane for 100 yards passing, including a 60-yard touchdown pass.

PERSONAL: Born Nov. 20, 1980 in Warrenton, N.C...Guardians are Donald and Carolyn Hayes...Economics major...Set career and season record for touchdown passes at Warren County (N.C.) High School...Three-year starter at quarterback and was named conference player-of-the-year and *Charlotte News & Observer* All-Area selection...Completed 48 percent of passes for 1,778 yards and 24 TDs as a senior on team that went 12-1 and won conference championship...Also played basketball.



RB BILLY BLANCHARD 36

YEAR W/ BROWNS: R

YEAR IN NFL: R

HEIGHT: 6-0

WEIGHT: 239

BIRTHDATE: JAN. 23, 1980

ACQUIRED: FA - '03

COLLEGE: MURRAY STATE

CAREER TRANSACTIONS: Signed as an undrafted free agent by the Cleveland Browns on May 2, 2003.

COLLEGE: Had an outstanding two-year career at Murray State after transferring from Itawamba Junior College...Led Murray State and finished second in the Ohio Valley Conference with 1,081 rushing yards and 16 TDs as a senior in 2002...Ranked 24th in the nation with an average of 98.3 yards per game and was named first team All-Ohio Valley Conference...Rushed for 715 yards (on 115 carries) and helped the Racers win the 2001 Ohio Valley Conference championship.

BILLY BLANCHARD CONTINUED...

PERSONAL: Born Jan. 23, 1980 in Aberdeen, Miss...Was an all-state performer in football and basketball at Aberdeen (Miss.) High School.



DB LEIGH BODDEN 28

YEAR W/ BROWNS: R

YEAR IN NFL: R

HEIGHT: 6-1

WEIGHT: 195

BIRTHDATE: SEPT. 24, 1981


ACQUIRED: FA - '03

COLLEGE: DUQUESNE
UNIVERSITY

CAREER TRANSACTIONS: Signed as an undrafted free agent by the Cleveland Browns on May 2, 2003.

COLLEGE: Two-time consensus All-American helped Duquesne to four consecutive Metro Atlantic Athletic Conference Football League titles (1999, 2000, 2001, 2002)...Duquesne went 37-8 overall and 27-1 in MAAC play during his four-year career...Finished his career tied for second on the all-time NCAA I-AA interception list with 28—two behind record holder Rashean Mathis of Bethune-Cookman...Holds every Duquesne interception record...As a senior finished the season with 7 interceptions for 71 yards, 23 tackles and a team-high 4 fumble recoveries...As a junior tied his own school record with 9 interceptions for 51 yards and 1 TD...Also had 34 tackles and 3 tackles for loss for 12 yards and 2 forced fumbles...Established a school record as a sophomore with 9 interceptions in 11 games...Rolled up 175 yards on his interception returns, which also set a school mark...Added 46 tackles, a team-high 17 PBU, 3 forced fumbles and 3 tackles for loss...As a freshman had 4 interceptions, 21 tackles and 5 PBU.

PERSONAL: Full name is Leigh Edmond Bodden...Management major...Born Sept. 24, 1981 in Hyattsville, Md...Was a three-year member of the Duquesne track team and scored a total of 12 points for the Dukes at the 2002 Atlantic 10 outdoor championship...Won the A-10 long jump with a career-best 23-0 leap...In the process became Duquesne's first outdoor men's track conference champion...Also finished seventh in the 100-meter dash with a career-best time of 11:08 and was also part of the 4x100 relay team.



WR ANTOINE BURNS 5

YEAR W/ BROWNS: R

YEAR IN NFL: R

HEIGHT: 6-0

WEIGHT: 195

BIRTHDATE: OCT. 31, 1979

ACQUIRED: FA - '03


COLLEGE: MINNESOTA

CAREER TRANSACTIONS: Signed as an undrafted free agent by the Cleveland Browns on May 2, 2003.

ANTOINE BURNS CONTINUED...

COLLEGE: Overcame a knee injury that wiped out his 2000 season to haul in 75 passes for 1,006 yards (13.4 avg.) and 7 TDs, adding 253 yards on 13 kickoff returns (19.5 avg.) and 64 yards on 6 punt returns (10.7 avg.) in 27 career games for Minnesota...His senior year in 2002 started all eleven contest and led the team with a career-high 44 receptions for 526 yards (12.0 avg.) and 4 TDs...Gained 6 yards on 3 carries, added 6 punt returns for 64 yards (10.7 avg.) and 12 kickoff returns for 244 yards (20.3 avg.)...His junior season in 2001 played in every game with seven starts and caught 30 passes for 470 yards (15.7 avg.) and 3 TDs...Suffered a lateral cartilage tear in his right knee following the third game of the 2000 season and required arthroscopic surgery, sidelining him for the remainder of the season...Attended Rochester (Minn.) Community College (1998-99)...Named a junior college Gridwire All-American and listed in Prep Star's Super Juco 75 list... Caught 58 passes for 1,100 yards and scored 23 TDs (17 receiving, 3 punt returns and 3 kickoff returns) in 1999.

PERSONAL: Recreation, Park and Leisure Studies major...Born Oct. 31, 1979...Resides in Milwaukee, Wisconsin...Attended North Division (Milwaukee) High School...All-Conference selection as a wide receiver during his junior year and as a running back and wide receiver his senior year...Mr. Offense Award and Most Valuable Player his senior year.



DB OLIVER CELESTIN 35

YEAR W/ BROWNS: **R**

BIRTHDATE: **FEB. 25, 1981**

YEAR IN NFL: **R**

ACQUIRED: **FA - '03**

HEIGHT: **6-0**

COLLEGE: **TEXAS SOUTHERN**

WEIGHT: **207**

CAREER TRANSACTIONS: Signed as an undrafted free agent by the Cleveland Browns on May 2, 2003.

COLLEGE: Played in 40 games with 229 tackles and 11 interceptions for 163 yards during his career at Texas Southern...Named 2002 All SWAC first team selection...Established a school record with 100-yard interception return for TD against Grambling State...In his senior year had 82 tackles, 4.5 sacks and 6 interceptions for 135 yards and 2 TDs...Was twice named SWAC Defensive Player-of-the-Week.

PERSONAL: Attended Saint Augustine High School (New Orleans, La.)...Son of Shelia and Oliver Celestin, Sr...Earned his degree in administration of justice in Dec. of 2002.



LB HOWARD CLARK 41

YEAR W/ BROWNS: R

BIRTHDATE: FEB. 8, 1980

YEAR IN NFL: R

ACQUIRED: FA - '03

HEIGHT: 6-1


COLLEGE: MIAMI

WEIGHT: 230

CAREER TRANSACTIONS: Signed as an undrafted free agent by the Cleveland Browns on May 2, 2003.

COLLEGE: During his collegiate career at the University of Miami played both the middle linebacker and weakside linebacker positions...In 2002 as a senior played in all 12 games and totaled 23 tackles, 12 solo, and 1 tackle for loss...As a junior in 2001, played extensively as a reserve middle and weakside linebacker with 29 tackles...Started at strongside linebacker in the Rose Bowl victory over Nebraska with 4 tackles...In 2000 as a sophomore, registered 60 tackles, including 22 solo...Registered 5 tackles, including 2 tackles for loss, plus 1 sack for 9 yards in Miami's 37-20 win over Florida in the 2001 Nokia Sugar Bowl...As a freshman in 1999 played in all 12 games as a backup to Dan Morgan at weakside linebacker and totaled 20 tackles, including 8 solo and 2 sacks...Redshirted in 1998.

PERSONAL: Born Feb. 8, 1980 in Pennsauken, New Jersey...History major at Miami...Full name is Howard Junius Clark...Parade All-American and named to the PrepStar Dream Team... Played linebacker and fullback at Pennsauken High School (New Jersey)...Also lettered in wrestling and track and won the state shot put title (55-6), finished second in the discus (168-10) and won the district wrestling title with a 24-3 record.



LB SHEEROD CORTES 56

YEAR W/ BROWNS: R

BIRTHDATE: DEC. 22, 1978

YEAR IN NFL: R

ACQUIRED: FA - '03

HEIGHT: 6-2

COLLEGE: WESTERN KENTUCKY

WEIGHT: 225

CAREER TRANSACTIONS: Signed as an undrafted free agent by the Cleveland Browns on May 2, 2003.

COLLEGE: Was a four-year starter (1999-2002) at Division I-AA Western Kentucky...Finished his career with 307 total tackles, 214 solo, 75 tackles for loss and 30 sacks...His 214 solo stops ranks eighth on the Hilltopper's all-time tackle list...Was named first team Walter Camp Foundation, Sports Network, Associated Press, Don Hansen's Football Gazette and CSN All-America as a senior...Also named first team All-Gateway Conference after recording career highs with 31 tackles for loss and 13 sacks...Recorded at least one sack in 11 of 15 games...Finished fourth on the team with

SHERROD CORTES CONTINUED...

93 tackles and also added 5 forced fumbles, 3 PBU and 1 interception return for a touchdown.... Was named third team Sports Network All-America and first team All-Conference as a junior in 2001...Led the conference with 19 tackles for loss and tied for the league-lead with 8 sacks...Totaled 57 tackles and also added 4 PBU, 2 forced fumbles, 1 fumble recovery and 1 interception...Was selected honorable mention All-America and second team All-Ohio Valley Conference as a sophomore in 2000...Posted 86 tackles, 17 tackles for loss and 8 sacks...Started the first 10 games of the season, but suffered a season-ending ankle injury in the eleventh game of the year as redshirt freshman in 1999...Still managed to notch 71 tackles, 8 tackles for loss and 1 sack and was named honorable mention All-Conference...Posted 10 tackles and 3 tackles for loss in collegiate debut at UT-Martin to earn OVC Newcomer-of-the-Week honors (Sept. 5, 1999).

PERSONAL: Born Dec. 22, 1978...Was a three-year starter and All-Conference performer at Santa Lucas County High School in Boynton Beach, Fla...Was a recreation major at Western Kentucky.



OL ENOCH DEMAR 63

YEAR W/ BROWNS: R

BIRTHDATE: SEPT. 7, 1980

YEAR IN NFL: R

ACQUIRED: FA - '03

HEIGHT: 6-4

COLLEGE: INDIANA

WEIGHT: 317

CAREER TRANSACTIONS: Signed as an undrafted free agent by the Cleveland Browns on May 2, 2003.

COLLEGE: The unquestioned leader of the Indiana offensive unit, starting every game during his career (45 games)...Has experience at both guard and tackle...The self-starter also excels in the weight room, earning team Iron Man Award recognition...Started every game during his career (45)...Four-time Academic All-Big Ten Conference selection...His senior year in 2002 named All-Big Ten Conference second-team selection by The NFL Draft Report, earning honorable mention from the league's coaches and media...Started all year at the demanding left tackle position, registering 85 knockdowns while collecting 10 touchdown-resulting blocks as the team set a season-record with 3,020 yards passing...As a junior in 2001 named All-Big Ten Conference second-team...Lined up at right offensive guard, registering 76 knockdowns as the Hoosiers averaged 435.3 yards per game...As a sophomore in 2000 named All-Big Ten Conference honorable mention...Started every game at right tackle, posting 73 knockdowns as the team averaged 439.5 yards per game...In 1999 started every game at left guard, making 80 knockdowns, including 6 touchdown-resulting blocks to help the offense generate 4,465 yards, an average of 405.9 yards per game...Redshirted as a freshman in 1998.

PERSONAL: Attended Arsenal (Indianapolis, Ind.) Tech...In the spring of 1998, although he had only been playing organized football for several years, recruiting analyst Tom Lemming called him "one of the Midwest's most underrated ball players and the state's top offensive line prospect" and ranked him among the top 50 players in the midwest region...Made several All-State teams...Telecommunications major...Born Sept. 7, 1980...Resides in Indianapolis, Ind.



OL GUS FELDER 70

YEAR W/ BROWNS: R

BIRTHDATE: SEPT. 9, 1978

YEAR IN NFL: R

ACQUIRED: FA - '03

HEIGHT: 6-4

COLLEGE: PENN STATE

WEIGHT: 321

CAREER TRANSACTIONS: Signed as an undrafted free agent by the Cleveland Browns on May 2, 2003.

COLLEGE: Anchor on the offensive line while at Penn State, starting five games at guard as a sophomore before taking over the demanding left tackle position in his final two seasons...His senior season in 2002 started at left tackle, registering 56 knockdowns while leading a solid blocking effort up front...The front wall allowed only 16 quarterback sacks while clearing huge holes for a rushing attack that was one of the most explosive in the nation...The team averaged 228.6 yards per game rushing and 423.7 yards per game in total offense...As a junior in 2001 started every game at left tackle, providing the team with some stability, as the Lions were forced to use eight different starting lineups on the offensive line due to injuries...Participated in 757 plays (744 on offense, 13 on special teams), registering 53 knockdowns as the team averaged 345.8 yards per game...In 2000 as a sophomore, battled through a sprained knee that sidelined him for four games...Made his first career start vs. Toledo, but his progress was halted by a sprained knee...Returned to the first-team lineup vs. Illinois and added productivity and stability to the unit, starting the last five contests, of which Penn State won three...In his first season in 1999, he quickly emerged as a significant contributor and played in every game, seeing duty at offensive tackle and as a member of the field goal and PAT units...When a series of injuries hit the offensive line, he also spent some time at guard, gaining crucial experience at two positions...Enrolled at the University Park campus in the 1998 summer term but was not able to practice with the football team due to NCAA Proposition 48 rules...Earned a 3.50 grade-point average in the 1998 fall semester.

PERSONAL: Attended Dobbins (Philadelphia, Pa.) High his freshman year, where he was a starter on both the offensive and defensive lines...As a sophomore, he attended Simon Gratz (Philadelphia, Pa.) High, where he also was a starter on both sides of the ball...During his junior and senior years he played at Berwick (Pa.) High, where he was captain of consecutive state title teams in his two seasons at Berwick...Selected Parade and *USA Today* All-American, adding All-District, All-Conference and All-State honors...Also played in the 1998 Big 33 Classic...Graduated in Aug., 2002 with a degree in Kinesiology...Married, wife Kelly and they have two daughters, Destiny and Jazmin...Born Gus Eric Felder on Sept. 9, 1978 in Philadelphia, Pa.



QB NATE HYBL 8

YEAR W/ BROWNS: R

YEAR IN NFL: R

HEIGHT: 6-4

WEIGHT: 222

BIRTHDATE: MAY 1, 1980

ACQUIRED: FA - '03

COLLEGE: OKLAHOMA

CAREER TRANSACTIONS: Signed as an undrafted free agent by the Cleveland Browns on May 2, 2003.

COLLEGE: During his career at Oklahoma was 19-3 as a starter and ranked third on the school's career passing list...As a senior in 2002 was 209 of 363 passing for 2,538 yards (57.7 pct.) with 24 TDs and 8 interceptions...Was 25 of 38 passing for 211 yards in 38-28 loss vs. Oklahoma State and set season-highs in completions and attempts...Threw for season-high 303 yards on 20 of 32 passing in 31-24 win vs. Missouri...Twice threw for 3 TDs in a game vs. Oklahoma State and Colorado... Closed out his collegiate career with 19 of 29 passing for 240 yards and 2 TDs in a 34-14 win over Washington State in the Rose Bowl...As a junior in 2001 All-Big 12 Academic First Team...Started 10 of the regular season games—the first six and the last four and got the nod for the SBC Cotton Bowl Classic...Set a Cotton Bowl mark with 24 completions, surpassing the previous best of 21 by both Roger Staubach (Navy) and Steve Sarkisian (BYU)...Enjoyed the No. 8 and No. 9 passing days in school history with 350 yards against North Texas and 347 against Tulsa...Had at least one completion of 25 or more yards in nine games...Won the football team's scholar award...In 2000 was the only quarterback other than Josh Heupel to throw a pass during the season...Completed 9 of 16 passes (.562) for 144 yards and 2 TDs...Most of his action came in the second half of the Sooners' win at Baylor and was 4 of 9 passing for 74 yards and 2 TDs...Named to the Academic All-Big 12 first-team...In 1999 arrived at Oklahoma during the summer and was forced to sit out due to NCAA transfer rules...Showed off his strong arm as a valuable member of the scout team and selected as the Co-Offensive Scout Team Player-of-the-Year by the coaches...Redshirted his one season at Georgia.

PERSONAL: Marketing major...Born June 19, 1979 in Hazelhurst, Ga...Named to the Big 12 Conference Commissioner's Honor Roll...Won the team's scholar-athlete award...Outstanding golfer, a three-time All-State selection as a high school golfer...Named "Golfer of the Year" in middle Georgia following his final high school season...Graduated early to attend Georgia in the spring semester of 1998...In high school coached by his father, Tom, and threw for more than 3,600 yards and 38 touchdowns during his career...Also saw time at free safety, punter and place-kicker and made 102-of-107 PATs during his career and posted a 39.6-yard punting average... Honors included all-state first-team by the *Atlanta Journal-Constitution* and the Georgia Sports Writers Association.



DL ISRAEL ITONIJE 74

YEAR W/ BROWNS: **R**

BIRTHDATE: **NOV. 17, 1980**

YEAR IN NFL: **R**

ACQUIRED: **FA - '03**

HEIGHT: **6-7**

COLLEGE: **MANITOBA**

WEIGHT: **265**

CAREER TRANSACTIONS: Signed as an undrafted free agent by the Cleveland Browns on May 2, 2003.

COLLEGE: In 2002 led Manitoba Bisons with a career-high 9 sacks and 31 tackles and was named the team MVP...Also named Canada West All-Star, CIS First Team All-Canadian selection, Manitoba Male Athlete-of-the-Year and the 2002 Canada West J.P. Metras Trophy Winner, for outstanding lineman in Canadian University Football...With the recognition was invited to play in the 2003 East-West Shrine Bowl in San Francisco...In 2001 burst onto the scene with 6 sacks and 22 tackles at the defensive tackle position...His 6 sacks ranked second in Canada West and tied for fourth in CIS...Named 2001 Canada West All-Star and CIS First Team All-Canadian...In 2000 had 1 sack and 5 tackles.

PERSONAL: Born on Nov. 17, 1980 in Brandon, Manitoba...Named the Manitoba Male Athlete-of-the-Year by the Manitoba Sportswriters and Sports Broadcasters Association...Also named the winner of the H.L. Krug Crawford Award, emblematic of sporting excellence in Western Manitoba, making him the first ever football player to receive that recognition...Majored in arts.



DL COREY JACKSON 69

YEAR W/ BROWNS: **R**

BIRTHDATE: **NOV. 6, 1978**

YEAR IN NFL: **R**

ACQUIRED: **FA - '03**

HEIGHT: **6-6**

COLLEGE: **NEVADA**

WEIGHT: **255**

CAREER TRANSACTIONS: Signed as an undrafted free agent by the Cleveland Browns on May 2, 2003.

COLLEGE: Played college basketball at the University of Nevada for two seasons and was a walk-on for the football program his senior year...Appeared in eight games as a defensive end with 1 tackle for loss, 1 PBU and 1 blocked kick...Also played on offense as a blocking tight end...With the basketball program played in 29 games his senior year and averaged 9.6 points per game and led the team with 11.1 rebounds per game...As a junior played in 27 games and averaged 5.1 points per game and 4.8 rebounds per game...Attended Ranger Junior College in Ranger, Texas and averaged 16.5 points, 11.0 rebounds, 2.0 assists and 2.0 blocked shots per game in 1999-2000.

PERSONAL: General studies major...Born Nov. 6, 1978 in Cassatt, S.C...Played high school bas-

COREY JACKSON CONTINUED...

ketball, football and track at North Central High School in Kershaw, S.C...Earned two letters apiece in basketball and football and one in track as a high jumper...Named all-conference and best defensive player in basketball.



OL JASON JIMENEZ 74

YEAR W/ BROWNS: **R**

BIRTHDATE: **MAY 1, 1980**

YEAR IN NFL: **R**

ACQUIRED: **FA - '03**

HEIGHT: **6-7**

COLLEGE: **SOUTHERN MISSISSIPPI**

WEIGHT: **310**

CAREER TRANSACTIONS: Signed as an undrafted free agent by the Cleveland Browns on May 2, 2003.

COLLEGE: Late bloomer who did not play football until his final high school season...Moved into the starting lineup at offensive tackle midway through his sophomore year at Southern Mississippi, quickly establishing himself as one of the best pass protectors in Conference USA...His senior year in 2002 named All-Conference USA second-team choice...Super Sleeper Team selection by The NFL Draft Report...Started every game at strongside tackle, allowing only 2 quarterback sacks (lowest total among USM's starters) as he participated in 800 plays...Graded 82.4% for blocking consistency as he helped the offense average 332.2 yards per game...His junior year in 2001 lined up at strongside offensive tackle, participating in 817 plays...Graded 80.5% for blocking and allowed only 3 sacks while collecting 69 key blocks for an offense that averaged 340.5 yards per game...His sophomore season in 2000 played in eleven games, starting the final six contests at strongside tackle...Recorded 38 key blocks while seeing action in 548 plays...Helped the offense average 323.8 yards per game...Did not play in 1999 and was redshirted in 1998.

PERSONAL: Attended Cypress Creek (Orlando, Fla.) High...A native of Queens, N.Y., who only played varsity football for one season...Put on almost 100 pounds during his final two years of high school...Also lettered in lacrosse...Criminal Justice major...Son of Jose Jimenez and Lucie Manzinni...Born May 1, 1980...Resides in Orlando, Fla.



WR CLINTON "C.J." JONES 3

YEAR W/ BROWNS: **R**

BIRTHDATE: **SEPT. 20, 1980**

YEAR IN NFL: **R**

ACQUIRED: **FA - '03**

HEIGHT: **5-11**

COLLEGE: **IOWA**

WEIGHT: **192**

CAREER TRANSACTIONS: Signed as an undrafted free agent by the Cleveland Browns on May 2, 2003.

CLINTON "C.J." JONES CONTINUED...

COLLEGE: Two-year performer at flanker for the Hawkeyes, joining his cousin, quarterback Brad Banks, in the starting lineup...In 24 games, he caught 72 passes for 902 yards (12.5 avg.) and 10 TDs, adding 743 yards on 31 kickoff returns (24.0 avg.)...As a senior in 2002 manned the flanker position, finishing third on the team with 38 catches for 468 yards (12.6 avg.) and 9 TDs...Returned 19 kickoffs for 506 yards (26.6 avg.) and 1 TD, adding 3 punts for 26 yards (8.7 avg.)...Had 30 yards on a pair of reverses...As a junior in 2001 played in eleven regular season games as a reserve flanker and caught 34 passes for 434 yards (12.8 avg.) and 1 TD...Added 16 yards on 3 carries (5.3 avg.)...Returned 6 punts for 164 yards (27.3 avg.) and 1 TD...Had 12 kickoff returns for 237 yards (19.8 avg.)...Averaged 77.4 all-purpose yards per game...Began his collegiate career at Garden City (Kan.) Community College...Named to the Elite 16 Junior College All-America squad as a sophomore, adding first-team All-American accolades as a return specialist during his freshman year at Garden City Community College (1999-2000)...Honorable mention All-American as a wide receiver that freshman year...Had 42 receptions for 927 yards (22.1 avg.) and 10 TDs as a sophomore...Scored twice more as a punt returner...His career junior college statistics show him with 74 catches for 1,463 yards (19.8 avg.) and 18 TDs, while adding 8 TDs on punt returns...The team won the conference title with a four-overtime thriller against Butler Community College.

PERSONAL: Named to the top 50 players in the state of Florida his junior and senior seasons at Boynton Beach (Fla.) High...First team All-State and All-Conference pick as a senior and second team All-State as a junior...Team MVP in his junior and senior years...Played defensive back and wide receiver...Team football captain in senior campaign...Lettered four times in football and track...Track MVP four straight years...Competed in the 100, 200, 400, 4x100 relay, 4x400 relay and triple jump events in track...Holds the school record in the 400 with a time of 47.1 seconds...Computer Science major...Former Iowa quarterback Brad Banks is his cousin...First name is Clinton...Son of Anita Baker...Born Sept. 20, 1980...Resides in Boynton Beach, Fla.



OL CHUCK KLABO 69

YEAR W/ BROWNS: R

YEAR IN NFL: R

HEIGHT: 6-6

WEIGHT: 310

BIRTHDATE: SEPT. 12, 1979

ACQUIRED: FA - '03

COLLEGE: NORTH DAKOTA STATE

CAREER TRANSACTIONS: Signed as an undrafted free agent by the Cleveland Browns on May 2, 2003.

COLLEGE: Three-year starter who saw his career come to an abrupt end in the second game of the 2002 season after tearing knee ligaments...Started 36 of 37 games (including playoffs) before the injury...A preseason All-American and North Central Conference Offensive Lineman of the Year favorite, he only played in the team's first two games before suffering torn knee ligaments vs. Cal-Davis...Attempted to return to action after the season and play in the Gridiron Classic, but a leg injury would force him to miss the game and most of the week's practices...His junior year in 2001 named Daktronics All-Region and honorable mention All-American...All-North Central Conference first-team choice...Started every game at left offensive tackle, collecting 84 knock-downs as the offense averaged 334.5 yards per game...His sophomore season in 2000 named All-American second-team and All-NCC first-team selection...Started all year at left tackle, registering

CHUCK KLABO CONTINUED...

109 knockdowns, including 10 touchdown-resulting blocks as the offense averaged 422.8 yards per game...In 1999 played in every game, starting ten contests, including the first three at right guard, the next four at left tackle and the final three at right tackle...Finished with 70 knockdowns to help the Bison average 438.7 yards per game...Granted a medical redshirt in 1998 due to a bout of mononucleosis.

PERSONAL: Attended Mayville-Portland-Clifford-Gaylesburg (N.D.) High...Four-year starter and two-time all-conference performer...First team all-state as a senior...Member of both the Fargo Forum's Fab 44 and the *Grand Forks Herald's* All-Area all-star teams...Played offensive tackle and defensive end...Recorded 72 tackles and forced four fumbles as a senior...Also played basketball where he was a three-time all-conference selection and a first team all-state pick as a senior...His teams won back-to-back state titles...Management Information Systems major...Son of Marsha and Brad Klabo...Sister, Leah, plays basketball for North Dakota State...Father played basketball for the Bison in the early 1970s...Born Sept. 12, 1979...Resides in Mayville, N.D.



LB JEREMY LOYD 53

YEAR W/ BROWNS: R

BIRTHDATE: JULY 30, 1980

YEAR IN NFL: R

ACQUIRED: FA - '03

HEIGHT: 6-2


COLLEGE: IOWA STATE

WEIGHT: 235

CAREER TRANSACTIONS: Signed as an undrafted free agent by the Cleveland Browns on May 2, 2003.

COLLEGE: Two-year starter at strongside outside linebacker who began his collegiate career at Tyler (Tex.) Junior College...Recorded 170 tackles, 99 solos with 7.5 sacks for 31 yards, 20 tackles for loss, 3 interceptions for 59 yards, 17 PBU, 2 fumble recoveries and 2 forced fumbles in 25 games...His senior year in 2002 All-Big Twelve Conference honorable mention by the league's coaches...Co-recipient of the Al and Dean Knutson Award, given to the team's defensive Most Valuable Player...Started every game at strongside outside linebacker, finishing fourth on the team with 102 tackles, 62 solos, including 5.5 sacks for 12 yards, 13 tackles for loss, 7 PBU, 1 interception, 2 forced fumbles and 1 recovered fumble...As a junior in 2001 All-Big Twelve Conference honorable mention and team Defensive Co-MVP...Started all year at strongside linebacker, earning Player-of-the-Game honors vs. Northern Iowa and Kansas...Recorded 68 tackles, 37 solos, with 2 sacks for 19 yards, 7 tackles for loss, 2 PBU, 2 interceptions for 58 yards and 1 recovered fumble...Named to the first-team All-Southwest Junior College Conference team as a sophomore at Tyler (Tex.) Junior College in 2000...Recorded 109 tackles, 12 sacks, 7 tackles for loss, 7 interceptions, returning two for TDs as the team went 9-3, winning the conference title and the Red River Bowl.

PERSONAL: Attended Pittsburg (Tex.) High...As a senior, he was named to the second-team All-State unit as a punter and linebacker...Started three seasons at linebacker...Selected to the All-Texas East team his junior and senior seasons...Named to the All-District team three seasons...Tallied 138 tackles his senior year, along with 7.5 sacks and 2 interceptions...Also participated in baseball, track, powerlifting and basketball...Biology major...Son of Susan and Steven Loyd...Born July 30, 1980 in Pittsburg, Texas.



DB RICKY SHARPE 26

YEAR W/ BROWNS: R

YEAR IN NFL: R

HEIGHT: 6-1

WEIGHT: 190

BIRTHDATE: JAN. 23, 1980

ACQUIRED: FA - '03

COLLEGE: SAN DIEGO STATE

CAREER TRANSACTIONS: Signed as an undrafted free agent by the Cleveland Browns on May 2, 2003.

COLLEGE: One of the Mountain West Conference's top cover cornerbacks...Over the past three years he has earned honorable mention and second-team All-Mountain West honors...Finished his career with 191 tackles, 128 solos, 3 recovered fumbles, 6 interceptions and 31 PBU...His senior year in 2002 All-Mountain West Conference honorable mention...Started all year at weakside cornerback, ranking third on the team with 67 tackles, 46 solo and led the team with 13 PBU... Added 3 interceptions for 37 yards and 1 forced fumble...As a junior in 2001 All-Mountain West Conference honorable mention...Started the first ten games at weakside cornerback, recording 43 tackles, 31 solo, 1 tackle for loss, 2 interceptions and 7 PBU...As a sophomore in 2000 All-Mountain West Conference second-team selection, starting all year at wide-side cornerback... Recorded 65 tackles, 38 solo, 3 recovered fumbles, 1 interception and 5 PBU...Appeared in nine games as a reserve cornerback in 1999, recording 16 tackles, 13 solos and 2 PBU...Redshirted as a freshman in 1998.

PERSONAL: Attended Mt. Carmel (San Diego, Calif.) High...Three-year starter who was selected *San Diego Union-Tribune* first-team all-county...First-team All-North County and second-team All-CIF...Team and Defensive MVP...Recorded 40 receptions for 463 yards and 4 TDs...Defensively, compiled 37 tackles and 4 interceptions...All-Western Region selection by Prep Star...As a junior, he had 35 receptions and 7 TDs...Recorded 48 tackles and 3 interceptions as a defender...First-team all-league defensive back and second-team all-league wide receiver...Lettered three years in track and field and two years in basketball...Public Administration major...Related to former Green Bay Packers receiver Sterling Sharpe and Denver Broncos tight end Shannon Sharpe...Son of Kallee Sharpe and Ricky Sharpe, Sr...Born Ricky Darnell Sharpe II on Jan. 23, 1980 in Seattle, Ore... Resides in San Diego, Calif.

**LB MASON UNCK 49**YEAR W/ BROWNS: **R**BIRTHDATE: **SEPT. 7, 1980**YEAR IN NFL: **R**ACQUIRED: **FA - '03**HEIGHT: **6-3**COLLEGE: **ARIZONA STATE**WEIGHT: **235**

CAREER TRANSACTIONS: Signed as an undrafted free agent by the Cleveland Browns on May 2, 2003.

COLLEGE: In 2000 returned from a torn ACL suffered in spring ball to play in six games...Finished the season with 9 tackles, 1 tackle for a loss and 1 PBU...In 1999 earned the Gail Scott Most Improved Defensive Player award and earned Pac-10 All-Freshman Team honors by *The Seattle Post-Intelligencer*...Started 10 of 12 games and tallied 57 tackles, 2.5 sacks and 9 tackles for loss...Redshirted in 1998.

PERSONAL: Attended Bonneville (Ogden, Utah) High School and was named to all-region, all-area, and all-state teams in 1997 and collected 85 tackles, 2 interceptions, 2 forced fumbles, 5 recovered fumbles, 8 sacks and 6 PBU as a senior...Also lettered in basketball...His father, two uncles and one cousin all played college baseball...Communications major...Full name: Mason Douglas Unck...Born in Ogden, Utah.

**CLEVELAND
BROWNS
.COM**

NO.	NAME	POS.	HT.	WT.	BIRTHDATE	EXP.	COLLEGE	HOMETOWN	HOW ACC.
7	Alston, Richard	WR	5-11	215	11/20/80	R	East Carolina	Warrenton, N.C.	FA - '03
68	Beasley, Chad	OL	6-5	300	11/13/78	2	Virginia Tech	Gate City, Va.	FA - '02
59	Bentley, Kevin	LB	6-1	245	12/29/79	2	Northwestern	North Hills, Calif.	D4a - '02
36w	Blanchard, Billy	FB	6-0	239	1/23/80	R	Murray State	Aberdeen, Miss.	FA - '03
28	Bodden, Leigh	DB	6-1	195	9/24/81	R	Duquesne	Hyattsville, Md.	FA - '03
62	Boireau, Michael	DL	6-4	280	7/24/78	3	Miami	Miami, Fla.	FA - '03
12	Booty, Josh	QB	6-2	221	4/29/75	3	Louisiana State	Shreveport, La.	W (Sea.) - '01
34	Bowers, R.J.	FB	6-0	250	2/10/74	3	Grove City (Pa.)	Honolulu, Hawaii	FA - '02
52	Boyer, Brant	LB	6-1	240	6/27/71	10	Arizona	Ogden, Utah	UFA (Jac.) - '01
18	Breedlove, Dimitrius	WR	6-4	210	6/9/78	2	Evangel	Apopka, Fla.	FA - '02
92	Brown, Courtney	DL	6-4	280	2/14/78	4	Penn State	Alvin, S.C.	D1 - '00
5	Burns, Antoine	WR	6-0	195	10/31/79	R	Minnesota	Milwaukee, Wis.	FA - '03
35b	Celestin, Oliver	DB	6-0	207	2/25/81	R	Texas Southern	New Orleans, La.	FA - '03
41	Clark, Howard	LB	6-1	230	2/8/80	R	Miami (Fla.)	Pennsauken, N.J.	FA - '03
91	Claybrooks, Felipe	DL	6-5	275	1/22/78	2	Georgia Tech	Decatur, Ga.	FA - '01
56	Coates, Sherrod	LB	6-2	225	12/22/78	R	Western Kentucky	Boynton Beach, Fla.	FA - '03
2	Couch, Tim	QB	6-4	220	7/31/77	5	Kentucky	Hyden, Ky.	D1 - '99
25	Crocker, Chris	DB	5-11	194	3/9/80	R	Marshall	Chesapeake, Va.	D3 - '03
54	Davis, Andra	LB	6-1	255	12/23/78	2	Florida	Live Oak, Fla.	D5 - '02
87	Davis, Andre'	WR	6-1	195	6/12/79	2	Virginia Tech	Niskayuna, N.Y.	D2 - '02
4	Dawson, Phil	K	5-11	195	1/23/75	5	Texas	Dallas, Texas	FA - '99
63w	DeMar, Enoch	OL	6-4	317	9/7/80	R	Indiana	Indianapolis, Ind.	FA - '03
50	Faine, Jeff	OL	6-3	303	4/6/81	R	Notre Dame	Milwaukee, Ore.	D1 - '03
70w	Felder, Gus	OL	6-4	321	9/9/78	R	Penn State	Philadelphia, Pa.	FA - '03
67	Fowler, Melvin	OL	6-3	310	3/31/79	2	Maryland	Wheatley Heights, N.Y.	D3 - '02
70b	Garay, Antonio	DL	6-4	300	11/30/79	R	Boston College	Rahway, N.J.	D6 - '03
55	Gardner, Barry	LB	6-1	245	12/13/76	5	Northwestern	Harvey, Ill.	UFA (Phi.) - '03
17	Gardocki, Chris	P	6-1	200	2/7/70	13	Clemson	Stone Mountain, Ga.	UFA (Ind.) - '99
73	Gonzalez, Joaquin	OL	6-5	310	9/7/79	2	Miami (Fla.)	Miami, Fla.	D7 - '02
31	Green, William	RB	6-0	215	12/17/79	2	Boston College	Atlantic City, N.J.	D1 - '02
24	Griffith, Robert	DB	5-11	197	11/30/70	10	San Diego State	San Diego, Calif.	UFA (Min.) - '02
82	Heiden, Steve	TE	6-5	265	9/21/76	5	South Dakota State	Rushford, Minn.	Tr. (S.D.) - '02
37	Henry, Anthony	DB	6-1	205	11/3/76	3	South Florida	Fort Myers, Fla.	D4 - '01
10	Holcomb, Kelly	QB	6-2	212	7/9/73	7	Middle Tenn. State	Fayetteville, Tenn.	FA - '01
8	Hybl, Nate	QB	6-4	222	5/1/80	R	Oklahoma	Hazelhurst, Ga.	FA - '03
74b	Idonije, Israel	DL	6-7	265	11/17/80	R	Manitoba	Brandon, Manitoba	FA - '03
69b	Jackson, Corey	DL	6-6	255	11/6/78	R	Nevada	Cassatt, S.C.	FA - '03
88	Jackson, Frisman	WR	6-3	215	6/12/79	2	Western Illinois	Chicago, Ill.	FA - '02
29	Jackson, James	RB	5-10	215	8/4/76	3	Miami (Fla.)	Belle Glade, Fla.	D3 - '01
22	Jameson, Michael	DB	5-11	205	7/14/79	3	Texas A&M	Killeen, Texas	D6 - '01
74w	Jimenez, Jason	OL	6-7	310	5/1/80	R	Southern Mississippi	Orlando, Fla.	FA - '03
85	Johnson, Kevin	WR	5-11	195	7/15/76	5	Syracuse	Hamilton Township, N.J.	D2a - '99
3	Jones, C.J.	WR	5-11	192	9/20/80	R	Iowa	Boynton Beach, Fla.	FA - '03
57	Josiah, Michael	LB	6-4	245	8/13/79	2	Louisville	Wilsonville, Ala.	FA - '02
84	King, Andre	WR	5-11	195	11/26/73	3	Miami (Fla.)	Fort Lauderdale, Fla.	D7b - '01

NO.	NAME	POS.	HT.	WT.	BIRTHDATE	EXP.	COLLEGE	HOMETOWN	HOW ACQ.
69w	Klabo, Chuck	OL	6-6	310	9/12/79	R	North Dakota State	Mayville, N.D.	FA - '03
96	Lang, Kenard	DL	6-3	280	1/31/75	7	Miami (Fla.)	Orlando, Fla.	UFA (Was.) - '02
39	Lehan, Michael	DB	6-0	190	11/25/79	R	Minnesota	Hopkins, Minn.	D5b - '03
20	Little, Earl	DB	6-1	200	3/10/73	6	Miami (Fla.)	Miami, Fla.	W (N.O.) - '99
53b	Loyd, Jeremy	LB	6-2	235	7/30/80	R	Iowa State	Pittsburgh, Texas	FA - '03
33	McCutcheon, Daylon	DB	5-10	190	12/9/76	5	Southern California	La Puente, Calif.	D3a - '99
97	McKinley, Alvin	DL	6-3	310	6/9/78	4	Mississippi State	Jackson, Miss.	FA - '01
40	Miller, Ben	FB	6-3	250	8/18/79	1	Air Force	Columbia Station, Ohio	FA - '02
61	Mitchell, Qasim	OL	6-6	355	12/3/79	2	North Carolina A&T	Jacksonville, N.C.	FA - '02
48	Monroe, Rod	TE	6-5	265	7/31/76	4	Cincinnati	Hearne, Texas	FA - '01
27	Moore, Jason	DB	5-10	205	1/15/76	4	San Diego State	San Bernadino, Calif.	W (S.F.) - '03
81	Morgan, Quincy	WR	6-1	210	9/23/77	3	Kansas State	Garland, Texas	D2 - '01
65	Mustard, Chad	TE	6-6	288	10/8/77	1	North Dakota	Columbus, Neb.	FA - '02
86	Northcutt, Dennis	WR	5-11	175	12/22/77	4	Arizona	Los Angeles, Calif.	D2 - '00
60	O'Hara, Shaun	OL	6-3	306	6/23/77	4	Rutgers	Hillsborough, N.J.	FA - '00
43	Pearson, Kalvin	DB	5-10	190	10/22/78	1	Grambling	Town Creek, Ala.	FA - '02
98	Pittman, Thomas	DL	6-4	295	11/2/79	1	Florida	Garyville, La.	FA - '02
64w	Pontbriand, Ryan	LS	6-2	255	10/1/79	R	Rice	Houston, Texas	D5a - '03
78	Rogers, Tyrone	DL	6-5	280	3/9/74	4	Alabama State	Montgomery, Ala.	FA - '99
99	Roye, Orpheus	DL	6-4	320	1/21/73	8	Florida State	Carroll City, Fla.	UFA (Pit.) - '00
89	Sanders, Darnell	TE	6-6	270	3/16/79	2	Ohio State	Warrensville Heights, Oh.	D4c - '02
21	Sanders, Lewis	DB	6-1	210	6/22/78	4	Maryland	Staten Island, N.Y.	D4a - '00
93	Scott, Cedric	DL	6-5	290	10/19/77	3	Southern Mississippi	Gulfport, Miss.	FA - '02
26	Sharpe, Ricky	DB	6-1	190	1/23/80	R	San Diego State	Seattle, Ore.	FA - '03
80	Shea, Aaron	TE	6-3	255	12/5/76	4	Michigan	Ottawa, Ill.	D4b - '00
79	Stokes, Barry	OL	6-4	310	12/20/73	6	Eastern Michigan	Flint, Mich.	UFA (G.B.) - '02
44	Suggs, Lee	RB	6-0	205	8/11/80	R	Virginia Tech	Roanoke, Va.	D4 - '03
58	Taylor, Ben	LB	6-2	245	8/31/78	2	Virginia Tech	Bellaire, Ohio	D4b - '02
6	Taylor, Jay	P/K	6-1	191	10/23/76	1	West Virginia	Hershey, Penn.	FA - '03
51	Thompson, Chaun	LB	6-2	250	5/22/80	R	West Texas A&M	Mt. Pleasant, Texas	D2 - '03
72	Tucker, Ryan	OL	6-6	325	6/12/75	7	TCU	Midland, Texas	UFA (St.L.) - '02
49b	Unck, Mason	LB	6-3	235	9/7/80	R	Arizona State	Ogden, Utah	FA - '03
77	Verba, Ross	OL	6-4	308	10/31/73	7	Iowa	Des Moines, Iowa	UFA (G.B.) - '01
42	Walls, Raymond	DB	5-10	188	7/24/79	3	Southern Mississippi	Kentwood, La.	FA - '02
71	Ward, Chad	OL	6-4	321	1/12/77	1	Washington	Finley, Wash.	FA - '02
94	Warren, Gerard	DL	6-4	325	7/25/78	3	Florida	Radford, Fla.	D1 - '01
23	White, Jamel	RB	5-9	222	2/11/78	4	South Dakota	Los Angeles, Calif.	W (Ind.) - '00
90	Word, Mark	DL	6-5	305	11/23/75	3	Jacksonville St.	Miami, Fla.	FA - '01
66	Zukauskas, Paul	OL	6-5	320	7/12/79	3	Boston College	Boston, Mass.	D7a - '01

HEAD COACH: BUTCH DAVIS

Assistant Coaches: **Bruce Arians** (offensive coordinator), **Dave Campo** (defensive coordinator), **Jerry Rosburg** (special teams coordinator), **Phil Banko** (defensive assistant), **Todd Bowles** (defensive nickel package), **Steve Hagen** (tight ends), **Todd McNair** (running backs), **Buddy Morris** (head strength and conditioning), **Chuck Pagano** (defensive backs), **Andre Patterson** (defensive line), **Clancy Pendergast** (linebackers), **Rob Phillips** (assistant strength and conditioning), **Terry Robiskie** (wide receivers), **Carl Smith** (quarterbacks), **Mike Sullivan** (offensive assistant), **Larry Zierlein** (offensive line).

NO.	NAME	POS.	HT.	WT.	AGE	EXP.	COLLEGE	HOMETOWN	HOW ACQ.
2	Tim Couch	QB	6-4	220	25	5	Kentucky	Hyden, Ky.	D1 - '99
3	C.J. Jones	WR	5-11	192	22	R	Iowa	Boynton Beach, Fla.	FA - '03
4	Phil Dawson	K	5-11	195	28	5	Texas	Dallas, Texas	FA - '99
5	Antoine Burns	WR	6-0	195	23	R	Minnesota	Milwaukee, Wis.	FA - '03
6	Jay Taylor	P/K	6-1	191	26	1	West Virginia	Hershey, Penn.	FA - '03
7	Richard Alston	WR	5-11	215	22	R	East Carolina	Warrenton, N.C.	FA - '03
8	Nate Hybl	QB	6-4	222	23	R	Oklahoma	Hazelhurst, Ga.	FA - '03
10	Kelly Holcomb	QB	6-2	212	29	7	Middle Tenn. State	Fayetteville, Tenn.	FA - '01
12	Josh Booty	QB	6-2	221	28	3	Louisiana State	Shreveport, La.	W (Sea.) - '01
17	Chris Gardocki	P	6-1	200	33	13	Clemson	Stone Mountain, Ga.	UFA (Ind.) - '99
18	Dimitrius Breedlove	WR	6-4	210	25	2	Evangel	Apopka, Fla.	FA - '02
20	Earl Little	DB	6-1	200	30	6	Miami (Fla.)	Miami, Fla.	W (N.O.) - '99
21	Lewis Sanders	DB	6-1	210	25	4	Maryland	Staten Island, N.Y.	D4a - '00
22	Michael Jameson	DB	5-11	205	23	3	Texas A&M	Killeen, Texas	D6 - '01
23	Jamel White	RB	5-9	222	25	4	South Dakota	Los Angeles, Calif.	W (Ind.) - '00
24	Robert Griffith	DB	5-11	197	32	10	San Diego State	San Diego, Calif.	UFA (Min.) - '02
25	Chris Crocker	DB	5-11	194	23	R	Marshall	Chesapeake, Va.	D3 - '03
26	Ricky Sharpe	DB	6-1	190	23	R	San Diego State	Seattle, Ore.	FA - '03
27	Jason Moore	DB	5-10	205	27	4	San Diego State	San Bernadino, Calif.	W (S.F.) - '03
28	Leigh Bodden	DB	6-1	195	21	R	Duquesne	Hyattsville, Md.	FA - '03
29	James Jackson	RB	5-10	215	26	3	Miami (Fla.)	Belle Glade, Fla.	D3 - '01
31	William Green	RB	6-0	215	23	2	Boston College	Atlantic City, N. J.	D1 - '02
33	Daylon McCutcheon	DB	5-10	190	26	5	Southern California	La Puente, Calif.	D3a - '99
34	R.J. Bowers	FB	6-0	250	29	3	Grove City (Pa.)	Honolulu, Hawaii	FA - '02
35b	Oliver Celestin	DB	6-0	207	22	R	Texas Southern	New Orleans, La.	FA - '03
36w	Billy Blanchard	FB	6-0	239	23	R	Murray State	Aberdeen, Miss.	FA - '03
37	Anthony Henry	DB	6-1	205	26	3	South Florida	Fort Myers, Fla.	D4 - '01
39	Michael Lehan	DB	6-0	190	23	R	Minnesota	Hopkins, Minn.	D5b - '03
40	Ben Miller	FB	6-3	250	23	1	Air Force	Columbia Station, Ohio	FA - '02
41	Howard Clark	LB	6-1	230	23	R	Miami (Fla.)	Pennsauken, N.J.	FA - '03
42	Raymond Walls	DB	5-10	188	23	3	Southern Mississippi	Kentwood, La.	FA - '02
43	Kalvin Pearson	DB	5-10	190	24	1	Grambling	Town Creek, Ala.	FA - '02
44	Lee Suggs	RB	6-0	205	22	R	Virginia Tech	Roanoke, Va.	D4 - '03
48	Rod Monroe	TE	6-5	265	26	4	Cincinnati	Hearne, Texas	FA - '01
49b	Mason Unck	LB	6-3	235	22	R	Arizona State	Ogden, Utah	FA - '03
50	Jeff Faine	OL	6-3	303	22	R	Notre Dame	Milwaukee, Ore.	D1 - '03
51	Chaun Thompson	LB	6-2	250	23	R	West Texas A&M	Mt. Pleasant, Texas	D2 - '03
52	Brant Boyer	LB	6-1	240	32	10	Arizona	Ogden, Utah	UFA (Jac.) - '01
53b	Jeremy Loyd	LB	6-2	235	22	R	Iowa State	Pittsburgh, Texas	FA - '03
54	Andra Davis	LB	6-1	255	24	2	Florida	Live Oak, Fla.	D5 - '02
55	Barry Gardner	LB	6-1	245	26	5	Northwestern	Harvey, Ill.	UFA (Phi.) - '03
56	Sherrrod Coates	LB	6-2	225	24	R	Western Kentucky	Boynton Beach, Fla.	FA - '03
57	Michael Josiah	LB	6-4	245	23	2	Louisville	Wilsonville, Ala.	FA - '02
58	Ben Taylor	LB	6-2	245	24	2	Virginia Tech	Bellaire, Ohio	D4b - '02
59	Kevin Bentley	LB	6-1	245	24	2	Northwestern	North Hills, Calif.	D4a - '02
60	Shaun O'Hara	OL	6-3	306	26	4	Rutgers	Hillsborough, N.J.	FA - '00

NO.	NAME	POS.	HT.	WT.	AGE	EXP.	COLLEGE	HOMETOWN	HOW ACQ.
61	Qasim Mitchell	OL	6-6	355	23	2	North Carolina A&T	Jacksonville, N.C.	FA - '02
62	Michael Boireau	DL	6-4	280	24	3	Miami	Miami, Fla.	FA - '03
63w	Enoch DeMar	OL	6-4	317	22	R	Indiana	Indianapolis, Ind.	FA - '03
64w	Ryan Pontbriand	LS	6-2	255	23	R	Rice	Houston, Texas	D5a - '03
65	Chad Mustard	TE	6-6	288	25	1	North Dakota	Columbus, Neb.	FA - '02
66	Paul Zukauskas	OL	6-5	320	23	3	Boston College	Boston, Mass.	D7a - '01
67	Melvin Fowler	OL	6-3	310	24	2	Maryland	Wheatley Heights, N.Y.	D3 - '02
68	Chad Beasley	OL	6-5	300	24	2	Virginia Tech	Gate City, Va.	FA - '02
69w	Chuck Klabo	OL	6-6	310	23	R	North Dakota State	Mayville, N.D.	FA - '03
69b	Corey Jackson	DL	6-6	255	24	R	Nevada	Cassatt, S.C.	FA - '03
70w	Gus Felder	OL	6-4	321	24	R	Penn State	Philadelphia, Pa.	FA - '03
70b	Antonio Garay	DL	6-4	300	23	R	Boston College	Rahway, N.J.	D6 - '03
71	Chad Ward	OL	6-4	321	26	1	Washington	Finley, Wash.	FA - '02
72	Ryan Tucker	OL	6-6	325	28	7	TCU	Midland, Texas	UFA (St.L.) - '02
73	Joaquin Gonzalez	OL	6-5	310	23	2	Miami (Fla.)	Miami, Fla.	D7 - '02
74w	Jason Jimenez	OL	6-7	310	23	R	Southern Mississippi	Orlando, Fla.	FA - '03
74b	Israel Idonije	DL	6-7	265	22	R	Manitoba	Brandon, Manitoba	FA - '03
77	Ross Verba	OL	6-4	308	29	7	Iowa	Des Moines, Iowa	UFA (G.B.) - '01
78	Tyrone Rogers	DL	6-5	280	29	4	Alabama State	Montgomery, Ala.	FA - '99
79	Barry Stokes	OL	6-4	310	29	6	Eastern Michigan	Flint, Mich.	UFA (G.B.) - '02
80	Aaron Shea	TE	6-3	255	26	4	Michigan	Ottawa, Ill.	D4b - '00
81	Quincy Morgan	WR	6-1	210	25	3	Kansas State	Garland, Texas	D2 - '01
82	Steve Heiden	TE	6-5	265	26	5	South Dakota State	Rushford, Minn.	Tr. (S.D.) - '02
84	Andre King	WR	5-11	195	29	3	Miami (Fla.)	Fort Lauderdale, Fla.	D7b - '01
85	Kevin Johnson	WR	5-11	195	26	5	Syracuse	Hamilton Township, N.J.	D2a - '99
86	Dennis Northcutt	WR	5-11	175	25	4	Arizona	Los Angeles, Calif.	D2 - '00
87	Andre' Davis	WR	6-1	195	24	2	Virginia Tech	Niskayuna, N.Y.	D2 - '02
88	Frisman Jackson	WR	6-3	215	24	2	Western Illinois	Chicago, Ill.	FA - '02
89	Darnell Sanders	TE	6-6	270	24	2	Ohio State	Warrensville Heights, Ohio	D4c - '02
90	Mark Word	DL	6-5	305	27	3	Jacksonville St.	Miami, Fla.	FA - '01
91	Felipe Claybrooks	DL	6-5	275	25	2	Georgia Tech	Decatur, Ga.	FA - '01
92	Courtney Brown	DL	6-4	280	25	4	Penn State	Alvin, S.C.	D1 - '00
93	Cedric Scott	DL	6-5	290	25	3	Southern Mississippi	Gulfport, Miss.	FA - '02
94	Gerard Warren	DL	6-4	325	24	3	Florida	Raiford, Fla.	D1 - '01
96	Kenard Lang	DL	6-3	280	28	7	Miami (Fla.)	Orlando, Fla.	UFA (Was.) - '02
97	Alvin McKinley	DL	6-3	310	25	4	Mississippi State	Jackson, Miss.	FA - '01
98	Thomas Pittman	DL	6-4	295	23	1	Florida	Garyville, La.	FA - '02
99	Orpheus Roye	DL	6-4	320	30	8	Florida State	Carroll City, Fla.	UFA (Flt.) - '00

HEAD COACH: BUTCH DAVIS

Assistant Coaches: **Bruce Ariens** (offensive coordinator), **Dave Campo** (defensive coordinator), **Jerry Rosburg** (special teams coordinator), **Phil Banko** (defensive assistant), **Todd Bowles** (defensive nickel package), **Steve Hagen** (tight ends), **Todd McNair** (running backs), **Buddy Morris** (head strength and conditioning), **Chuck Pagano** (defensive backs), **Andre Patterson** (defensive line), **Clancy Pendergast** (linebackers), **Rob Phillips** (assistant strength and conditioning), **Terry Robiskie** (wide receivers), **Carl Smith** (quarterbacks), **Mike Sullivan** (offensive assistant), **Larry Zierlein** (offensive line)

Ages through 6/30/03

- Jan. 6, 2003 OG-**Chad Ward** signed as free agent.
- Jan. 7, 2003 Defensive Coordinator **Foge Fazio** announces retirement.
Defensive Line Coach **Ray Hamilton** released.
- Jan. 7, 2003 DB-**Kalvin Pearson** signed as free agent.
- Jan. 8, 2003 TE-**Chad Mustard** signed as free agent.
- Jan. 10, 2003 **Dave Campo** named Defensive Coordinator.
- Jan. 10, 2003 K-**Jay Taylor** signed as free agent.
- Jan. 13, 2003 **Andre Patterson** named Defensive Line Coach.
Linebackers Coach **Keith Butler** released.
- Jan. 14, 2003 **Clancy Pendergast** named Linebackers Coach.
- Jan. 26, 2003 DB-**Jason Moore** awarded via waivers (San Francisco).
- Feb. 5, 2003 Allocated the following four players to NFL Europe:
WR-**Dimitrius Breedlove**
TE-**Chad Mustard**
CB-**Kalvin Pearson**
PK-**Jay Taylor**
- Feb. 10, 2003 TE-**Steve Heiden** (UFA) signed to a two-year contract.
QB-**Pat Barnes** signed as free agent.
DT-**Adriano Belli** signed as free agent.
DE-**Michael Boireau** signed as free agent.
- Feb. 26, 2003 DB-**Corey Fuller** released.
LB-**Dwayne Rudd** released.
C-**Dave Wohlabaugh** released.
DT-**Orpheus Roye** paid \$1.25 million roster bonus.
DL-**Felipe Claybrooks** signed to two-year contract.
S-**Jason Moore** signed to two-year contract.
- Contracts tendered to the following exclusive rights and restricted free agents:
DB-**Michael Jameson** (exclusive rights, \$300,000)
DL-**Alvin McKinley** (restricted, \$605,000)
OL-**Shaun O'Hara** (restricted, \$605,000)
DB-**Lewis Sanders** (restricted, \$605,000)
TE-**Aaron Shea** (restricted, \$605,000)
RB-**Jamel White** (restricted, \$1.318 million)
- Feb. 27, 2003 LB-**Earl Holmes** released.
LB-**Jamir Miller** released.
- Feb. 28, 2003 TE-**Mark Campbell** traded to Buffalo Bills for undisclosed 2004 draft pick.
DL-**Alvin McKinley** signed to 4-year contract.
- Mar. 13, 2003 DB-**Earl Little** signed to 5-year contract.
- Mar. 14, 2003 LB-**Barry Gardner** signed to 2-year contract.

- Mar. 25, 2003 DB-**Lewis Sanders** signed to 1-year contract.
- Apr. 9, 2003 LS-**Bryan Pittman** signed as free agent.
- Apr. 18, 2003 RB-**Jamel White** signed to 1-year contract.
- Apr. 25, 2003 DB-**Michael Jameson** signed to 1-year contract.
OL-**Shaun O'Hara** signed to 1-year contract.
TE-**Aaron Shea** signed to 1-year contract.
- May 2, 2003 Announced the following players signed as rookie free agents:
RB-**Randy Bell**
FB-**Billy Blanchard**
DB-**Leigh Bodden**
DT-**Robert Branch**
WR-**Antonio Burns**
DB-**Oliver Celestin**
LB-**Howard Clark**
LB-**Sherrod Coates**
OL-**Enoch DeMar**
OL-**Gus Felder**
OL-**Reese Hicks**
QB-**Nate Hybl**
DE-**Israel Idonije**
DE-**Corey Jackson**
OL-**Jason Jimenez**
WR-**C.J. Jones**
OL-**Chuck Klabo**
WR-**B.J. Lovett**
LB-**Jeremy Loyd**
DB-**Yancey Satterwhite**
DB-**Ricky Sharpe**
LB-**Mason Unck**
OL-**Brady Washburn**
- May 4, 2003 DB-**Yancey Satterwhite** released.
WR-**B.J. Lovett** released.
OG-**James (Brady) Washburn** released.
- May 16, 2003 DT-**Adriano Belli** released.
OG-**Reese Hicks** released.
- May 19, 2003 LS-**Bryan Pittman** released.
- May 27, 2003 WR-**Richard Alston** signed as rookie free agent.
- June 3, 2003 RB-**Jamel White** signed 4-year contract (signed through 2006).
- June 4, 2003 RB-**James Jackson** signed 1-year contract extension (signed through 2004).
- June 5, 2003 QB-**Pat Barnes** released.



William Green

2002 AMERICAN FOOTBALL CONFERENCE STANDINGS

EAST	W	L	T	PCT	PF/G	PA/G	HOME	ROAD	DIV	NFC	AFC	STRK
z- NY Jets	9	7	0	.563	22.4	21.0	5-3	4-4	4-2	3-1	6-6	Won 2
New England	9	7	0	.563	23.8	21.6	5-3	4-4	4-2	3-1	6-6	Won 1
Miami	9	7	0	.563	23.6	18.8	7-1	2-6	2-4	2-2	7-5	Lost 2
Buffalo	8	8	0	.500	23.7	24.8	5-3	3-5	2-4	3-1	5-7	Won 1
NORTH	W	L	T	PCT	PF/G	PA/G	HOME	ROAD	DIV	NFC	AFC	STRK
z- Pittsburgh	10	5	1	.656	24.4	21.6	5-2-1	5-3	6-0	2-1-1	8-4	Won 3
y- Cleveland	9	7	0	.563	21.5	20.0	3-5	6-2	3-3	2-2	7-5	Won 2
Baltimore	7	9	0	.438	19.8	22.1	4-4	3-5	3-3	0-4	7-5	Lost 2
Cincinnati	2	14	0	.125	17.4	28.5	1-7	1-7	0-6	1-3	1-11	Lost 1
SOUTH	W	L	T	PCT	PF/G	PA/G	HOME	ROAD	DIV	NFC	AFC	STRK
z- Tennessee	11	5	0	.688	22.9	20.3	6-2	5-3	6-0	2-2	9-3	Won 5
y- Indianapolis	10	6	0	.625	21.8	19.6	5-3	5-3	4-2	2-2	8-4	Won 1
Jacksonville	6	10	0	.375	20.5	19.7	3-5	3-5	1-5	2-2	4-8	Lost 2
Houston	4	12	0	.250	13.3	22.3	2-6	2-6	1-5	2-2	2-10	Lost 3
WEST	W	L	T	PCT	PF/G	PA/G	HOME	ROAD	DIV	NFC	AFC	STRK
*- Oakland	11	5	0	.688	28.1	19.0	6-2	5-3	4-2	2-2	9-3	Won 2
Denver	9	7	0	.563	24.5	21.5	5-3	4-4	3-3	4-0	5-7	Won 1
San Diego	8	8	0	.500	20.8	22.9	5-3	3-5	3-3	2-2	6-6	Lost 4
Kansas City	8	8	0	.500	29.2	24.9	6-2	2-6	2-4	2-2	6-6	Lost 1

2002 NATIONAL FOOTBALL CONFERENCE STANDINGS

EAST	W	L	T	PCT	PF/G	PA/G	HOME	ROAD	DIV	NFC	AFC	STRK
*- Philadelphia	12	4	0	.750	25.9	15.1	7-1	5-3	5-1	11-1	1-3	Lost 1
y- NY Giants	10	6	0	.625	20.0	17.4	5-3	5-3	5-1	8-4	2-2	Won 4
Washington	7	9	0	.438	19.2	22.8	5-3	2-6	1-5	4-8	3-1	Won 2
Dallas	5	11	0	.313	13.6	20.6	4-4	1-7	1-5	3-9	2-2	Lost 4
NORTH	W	L	T	PCT	PF/G	PA/G	HOME	ROAD	DIV	NFC	AFC	STRK
z- Green Bay	12	4	0	.750	24.9	20.5	8-0	4-4	5-1	9-3	3-1	Lost 1
Minnesota	6	10	0	.375	24.4	27.6	4-4	2-6	4-2	5-7	1-3	Won 3
Chicago	4	12	0	.250	17.6	23.7	3-5	1-7	2-4	3-9	1-3	Lost 2
Detroit	3	13	0	.188	19.1	28.2	3-5	0-8	1-5	3-9	0-4	Lost 8
SOUTH	W	L	T	PCT	PF/G	PA/G	HOME	ROAD	DIV	NFC	AFC	STRK
z- Tampa Bay	12	4	0	.750	21.6	12.3	6-2	6-2	4-2	9-3	3-1	Won 1
y- Atlanta	9	6	1	.594	25.1	19.6	5-3	4-3-1	4-2	7-5	2-1-1	Lost 1
New Orleans	9	7	0	.563	27.0	24.3	4-4	5-3	3-3	7-5	2-2	Lost 3
Carolina	7	9	0	.438	16.1	18.9	4-4	3-5	1-5	4-8	3-1	Won 2
WEST	W	L	T	PCT	PF/G	PA/G	HOME	ROAD	DIV	NFC	AFC	STRK
z- San Francisco	10	6	0	.625	22.9	21.9	5-3	5-3	5-1	8-4	2-2	Lost 1
St. Louis	7	9	0	.438	19.8	23.1	6-2	1-7	4-2	5-7	2-2	Won 1
Seattle	7	9	0	.438	22.2	23.1	3-5	4-4	2-4	5-7	2-2	Won 3
Arizona	5	11	0	.313	16.4	26.1	3-5	2-6	1-5	5-7	0-4	Lost 3

x - Clinched playoff, y - Clinched Wild Card, z - Clinched Division, * - Clinched Division and Homefield Advantage

AFC Wild-Card Games

1/4/03 at New York Jets 41, Indianapolis Colts 0
 1/5/03 at Pittsburgh Steelers 36, Cleveland Browns 33

AFC Divisional Games

1/11/03 at Tennessee Titans 34, Pittsburgh Steelers 31 OT
 1/12/03 at Oakland Raiders 30, New York Jets 10

AFC Championship Game

1/19/03 at Oakland Raiders 41, Tennessee Titans 24

NFC Wild-Card Games

1/4/03	Atlanta Falcons 27, at Green Bay Packers 7
1/5/03	at San Francisco 49ers 39, New York Giants 38

NFC Divisional Games

1/11/03	at Philadelphia Eagles 20, Atlanta Falcons 6
1/12/03	at Tampa Bay Buccaneers 31, San Francisco 49ers 6

NFC Championship Game

1/19/03	Tampa Bay Buccaneers 27, at Philadelphia Eagles 10
---------	--

Super Bowl XXXVII at San Diego, Calif.

1/26/03	Tampa Bay Buccaneers 48, Oakland Raiders 21
---------	---

AFC-NFC Pro Bowl

2/2/03	AFC 45, NFC 20
--------	----------------

PRESEASON (WON 2, LOST 2)

DATE	OPPONENT	RESULT	SCORE	RECORD	ATTENDANCE
Sat., 8/10	at Minnesota Vikings	Won	27-15	1-0	63,532
Sat., 8/17	Detroit Lions	Won	24-23	2-0	70,218
Mon., 8/26	at Green Bay Packers	Lost	20-27	2-1	62,668
Fri., 8/30	Carolina Panthers	Lost	19-20	2-2	68,718

REGULAR SEASON (WON 9, LOST 7)

DATE	OPPONENT	RESULT	SCORE	RECORD	ATTENDANCE
Sun., 9/8	Kansas City Chiefs	Lost	39-40	0-1	72,938
Sun., 9/15	Cincinnati Bengals	Won	20-7	1-1	73,358
Sun., 9/22	at Tennessee Titans	Won	31-28 OT	2-1	68,804
Sun., 9/29	at Pittsburgh Steelers	Lost	13-16 OT	2-2	62,864
Sun., 10/6	Baltimore Ravens	Lost	21-26	2-3	73,688
Sun., 10/13	at Tampa Bay Buccaneers	Lost	3-17	2-4	65,627
Sun., 10/20	Houston Texans	Won	34-17	3-4	73,248
Sun., 10/27	at New York Jets	Won	24-21	4-4	78,502
Sun., 11/3	Pittsburgh Steelers	Lost	20-23	4-5	73,718
	OPEN WEEK				
Sun., 11/17	at Cincinnati Bengals	Won	27-20	5-5	64,060
Sun., 11/24	at New Orleans Saints	Won	24-15	6-5	68,295
Sun., 12/1	Carolina Panthers	Lost	6-13	6-6	72,718
Sun., 12/8	at Jacksonville Jaguars	Won	21-20	7-6	46,267
Sun., 12/15	Indianapolis Colts	Lost	23-28	7-7	73,098
Sun., 12/22	at Baltimore Ravens	Won	14-13	8-7	69,348
Sun., 12/29	Atlanta Falcons	Won	24-16	9-7	73,528

PLAYOFFS (WON 0, LOST 1) - AFC WILD CARD PLAYOFF GAME

DATE	OPPONENT	RESULT	SCORE	RECORD	ATTENDANCE
Sun., 1/5	at Pittsburgh Steelers	Lost	33-36	0-1	62,595

2002 USUAL STARTING LINEUPS

OFFENSE

WR	85	Kevin Johnson
LT	77	Ross Verba
LG	79	Barry Stokes
C	64	Dave Wohlabaugh
RG	60	Shaun O'Hara
RT	72	Ryan Tucker
TE	83	Mark Campbell
WR	81	Quincy Morgan
QB	2	Tim Couch
RB	31	William Green, 30 Jamel White
TE	82	Steve Heiden

DEFENSE

LE	96	Kenard Lang
LT	94	Gerard Warren
RT	99	Orpheus Roye
RE	92	Courtney Brown, 78 Tyrone Rogers
WLB	57	Dwayne Rudd
MLB	50	Earl Holmes
SLB	56	Darren Hambrick
LCB	25	Corey Fuller
RCB	33	Daylon McCutcheon
SS	24	Robert Griffith
FS	20	Earl Little, 23 Devin Bush

WON 9, LOST 7

DATE	W/L	SCORE	OPP.
9/8/02	L	39-40	Kansas City Chiefs
9/15/02	W	20-7	Cincinnati Bengals
9/22/02	W	31-28 OT	at Tennessee Titans
9/29/02	L	13-16 OT	at Pittsburgh Steelers
10/6/02	L	21-26	Baltimore Ravens
10/13/02	L	3-17	at Tampa Bay Buccaneers
10/20/02	W	34-17	Houston Texans
10/27/02	W	24-21	at New York Jets
11/3/02	L	20-23	Pittsburgh Steelers
11/17/02	W	27-20	at Cincinnati Bengals
11/24/02	W	24-15	at New Orleans Saints
12/1/02	L	6-13	Carolina Panthers
12/8/02	W	21-20	at Jacksonville Jaguars
12/15/02	L	23-28	Indianapolis Colts
12/22/02	W	14-13	at Baltimore Ravens
12/29/02	W	24-16	Atlanta Falcons

TEAM STATISTICS	BROWNS	OPPONENTS
TOTAL FIRST DOWNS	279	291
Rushing	77	107
Passing	171	164
Penalty	31	20
3rd Down: Made/Att	90/222	91/226
3rd Down Pct.	40.5%	40.3%
4th Down: Made/Att	8/10	7/14
4th Down Pct.	80.0%	50.0%
POSSESSION AVG.	30:06	30:37
TOTAL NET YARDS	5027	5347
Avg. Per Game	314.2	334.2
Total Plays	993	1024
Avg. Per Play	5.1	5.2
NET YARDS RUSHING	1615	2078
Avg. Per Game	100.9	129.9
Total Rushes	406	483
NET YARDS PASSING	3412	3269
Avg. Per Game	213.3	204.3
Sacked/Yards Lost	35/253	28/172
Gross Yards	3665	3441
Attempts/Completions	552/338	513/299
Completion Pct.	61.2%	58.3%
Had Intercepted	22	17
PUNTS/AVERAGE	83/41.3	76/38.7
NET PUNTING AVG.	34.9	31.1
PENALTIES/YARDS	107/845	92/726
FUMBLES/BALL LOST	18/9	32/12
TOUCHDOWNS	40	34
Rushing	10	12
Passing	27	20
Returns	3	2

SCORE BY PERIODS	Q1	Q2	Q3	Q4	OT	PTS
TEAM	76	68	77	120	3	344
OPPONENTS	65	95	65	92	3	320

SCORING	TD	RU	PA	RT	K-PAT	FG	PTS
P. Dawson	0	0	0	0	34/35	22/28	100
D. Northcutt	8	1	5	2	0/0	0/0	50
Q. Morgan	7	0	7	0	0/0	0/0	44
A. Davis	7	0	6	1	0/0	0/0	42
W. Green	6	6	0	0	0/0	0/0	36
K. Johnson	4	0	4	0	0/0	0/0	24
M. Campbell	3	0	3	0	0/0	0/0	18
J. White	3	3	0	0	0/0	0/0	18
D. Sanders	1	0	1	0	0/0	0/0	6
S. Heiden	1	0	1	0	0/0	0/0	6
TEAM	40	10	27	3	34/35	22/28	344
OPPONENTS	34	12	20	2	32/32	28/37	320

2-PT. CONVERSIONS
 TEAM: 2/4
 OPPONENTS: 0/2

SACKS

M. Word 8.0, K.Lang 5.5, B. Boyer 3.0, T. Rogers 3.0, G. Warren 2.0, C. Brown 2.0, D. Rudd 1.0, L. Sanders 1.0, M. Jameson 1.0, O. Roye 0.5

TEAM: 28.0

OPPONENTS: 35.0

RUSHING	NO.	YDS.	AVG.	LONG	TD
W. Green	243	887	3.7	64t	6
J. White	106	470	4.4	54	3
D. Northcutt	8	104	13.0	36t	1
T. Couch	23	77	3.3	14	0
J. Jackson	12	54	4.5	18	0
K. Holcomb	8	9	1.1	7	0
Q. Morgan	3	7	2.3	11	0
A. Davis	3	7	2.3	9	0
TEAM	406	1615	4.0	64T	10
OPPONENTS	483	2078	4.3	75	12

RECEIVING	NO.	YDS.	AVG.	LONG	TD
K. Johnson	67	703	10.5	30t	4
J. White	63	452	7.2	33	0
Q. Morgan	56	964	17.2	78t	7
D. Northcutt	38	601	15.8	43t	5
A. Davis	37	420	11.4	31	6
M. Campbell	25	179	7.2	26	3
S. Heiden	17	105	6.2	12	1
W. Green	16	113	7.1	18	0
A. Shea	7	49	7.0	18	0
A. King	5	41	8.2	13	0
D. Sanders	3	23	7.7	14t	1
J. Jackson	3	9	3.0	5	0
F. Jackson	1	6	6.0	6	0
TEAM	338	3665	10.8	78t	27
OPPONENTS	299	3441	11.5	72t	20

INTERCEPTIONS	NO.	YDS.	AVG.	LONG	TD
E. Little	4	17	4.3	7	0
R. Griffith	3	0	0.0	0	0
A. Henry	2	4	2.0	4	0
K. Lang	1	71	71.0	71	0
L. Sanders	1	25	25.0	25	0
D. McCutcheon	1	24	24.0	24	0
D. Hambrick	1	6	6.0	6	0
B. Boyer	1	1	1.0	1	0
C. Fuller	1	0	0.0	0	0
M. Jameson	1	0	0.0	0	0
A. Davis	1	0	0.0	0	0
TEAM	17	148	8.7	71	0
OPPONENTS	22	292	13.3	59	1

PUNTING	NO.	YDS.	AVG.	NET	TB	IN	LG.	B.
C. Gardocki	79	3305	41.8	35.2	6	25	59	0
P. Dawson	4	119	29.8	29.8	0	4	49	0
TEAM	83	3424	41.3	34.9	6	29	59	0
OPPONENTS	75	2938	38.7	31.1	7	22	62	1

PUNT RETURNS	RET.	FC	YDS.	AVG.	LONG	TD
D. Northcutt	25	10	367	14.7	87t	2
A. Davis	7	4	33	4.7	15	0
A. King	1	0	15	15.0	15	0
L. Sanders	0	0	19	0	19	0
TEAM	33	14	434	13.2	87t	2
OPPONENTS	42	12	408	9.7	63t	1

KICKOFF RETURNS	NO.	YDS.	AVG.	LONG	TD
A. Davis	50	1068	21.4	95t	1
A. King	8	155	19.4	27	0
F. Jackson	3	58	19.3	26	0
M. Campbell	2	21	10.5	14	0
J. White	2	21	10.5	11	0
J. Jackson	1	13	13.0	13	0
TEAM	66	1336	20.2	95t	1
OPPONENTS	67	1366	20.4	82	0

FIELD GOALS	1-19	20-29	30-39	40-49	50+
P. Dawson	0/0	9/10	6/8	5/7	2/3
TEAM	0/0	9/10	6/8	5/7	2/3
OPPONENTS	1/1	7/10	10/12	10/14	0/0

PASSING	ATT.	CMP.	YDS.	CMP%	YDS./				LONG	SACK/LOST	RATING	
					ATT.	TD	TD%	INT.				INT.%
T.Couch	443	273	2842	61.6%	6.4	18	4.1%	18	4.1%	78t	30/213	76.8
K.Holcomb	106	64	790	60.4%	7.5	8	7.5%	4	3.8%	44t	5/40	92.9
K.Johnson	2	1	33	50.0%	16.5	1	50.0%	0	0.0%	33t	0/0	135.4
F.Jackson	1	0	0	0.0%	0.0	0	0.0%	0	0.0%	0	0/0	39.6
TEAM	552	338	3665	61.2%	6.6	27	4.9%	22	4.0%	78t	35/253	80.5
OPPONENTS	513	299	3441	58.3%	6.7	20	3.9%	17	3.3%	72t	28/172	77.8

CLEVELAND BROWNS 2002 OVERALL DEFENSIVE STATISTICS (BASED ON COACHES FILM—FINAL)

PLAYER	TACKLES											FUMBLES			SAFETIES
	TOTAL	SOLO	ASST.	TFL	SACKS	YDS.	PRESS.	HITS	INTS.	YDS.	PBU	FOR.	REC.		
Earl Holmes	150	88	55	7	0	0	0	0	0	0	5	0	1	0	
Robert Griffith	109	68	39	2	0	0	1	0	3	0	8	1	0	0	
Darren Hambrick	92	57	33	2	0	0	0	0	1	6	2	1	0	0	
Earl Little	77	45	30	2	0	0	0	4	17	7	1	0	0	0	
Orpheus Roye	76	50	18	8	0.5	3	37	9	0	4	2	0	0	0	
Dwayne Rudd	73	40	26	7	1	7	0	0	0	0	0	0	0	0	
Anthony Henry	69	57	12	0	0	0	0	2	4	12	2	0	0	0	
Devin Bush	54	41	12	1	0	0	0	0	0	4	0	1	0	0	
Gerard Warren	54	34	17	3	2	11	25	9	0	0	3	2	2	0	
Kenard Lang	50	36	11	3	5.5	40	14	7	1	71	1	2	0	0	
Daylon McCutcheon	46	37	9	0	0	0	1	0	1	24	6	0	0	0	
Brant Boyer	46	28	17	1	3	20	1	0	1	1	1	0	0	0	
Courtney Brown	41	29	10	2	2	10	12	8	0	0	6	1	2	0	
Corey Fuller	38	23	14	1	0	0	0	0	1	1	8	2	0	0	
Kevin Bentley	28	20	7	1	0	0	0	0	0	1	1	1	1	0	
Lewis Sanders	27	22	5	0	1	5	0	0	1	25	2	0	2	0	
Tyrone Rogers	27	15	8	4	3	16	2	1	0	0	1	1	0	0	
Mark Word	23	17	4	2	8	55	29	10	0	0	0	4	0	0	
Alvin McKinley	15	7	7	1	0	0	1	1	0	0	2	0	0	0	
Michael Jameson	10	9	1	0	1	3	0	0	1	0	1	0	0	0	
Kalvin Pearson	7	6	1	0	0	0	0	0	0	0	0	0	0	0	
Andra Davis	4	3	1	0	0	0	0	0	1	0	0	0	0	0	
Ben Taylor	4	1	3	0	0	0	0	0	0	0	0	0	0	0	
Mark Smith	3	3	0	0	0	0	2	0	0	0	0	0	0	0	
Damian Gregory	1	0	1	0	0	0	0	0	0	0	0	0	0	0	
Chris Akins	0	0	0	0	0	0	0	0	0	0	0	0	0	0	
Team	0	0	0	0	1	2	0	0	0	0	0	0	0	0	
BROWNS TOTALS	1124	736	341	47	28	172	125	45	17	149	74	20	9	0	

CLEVELAND BROWNS 2002 SPECIAL TEAMS STATISTICS

PLAYER	TACKLES			FUMBLES		BLOCKED				TDS	SAFETIES	
	TOTAL	SOLO	ASST.	FOR.	REC.	PATS	FGS	PUNTS				
Brant Boyer	33	25	8	1	0	0	0	0	0	0	0	0
Chris Akins	25	18	7	0	0	0	0	0	0	0	0	0
Andra Davis	16	15	1	0	1	0	0	0	0	0	0	0
Lewis Sanders	13	11	2	0	1	0	0	0	0	0	0	0
Anthony Henry	11	6	5	1	0	0	0.5	0	0	0	0	0
Michael Jameson	10	6	4	1	0	0	0	0	0	0	0	0
Kevin Bentley	9	6	3	0	1	0	0	0	1	0	0	0
Steve Heiden	7	5	2	1	1	0	0	0	0	0	0	0
Lenoy Jones	6	6	1	0	0	0	0	0	0	0	0	0
Andre King	5	4	1	0	0	0	0	0	0	0	0	0
Earl Little	4	3	1	0	0	0	0	0	0	0	0	0
Dwayne Rudd	4	1	3	0	0	0	0	0	0	0	0	0
James Jackson	3	2	1	0	0	0	0	0	0	0	0	0
Frisman Jackson	3	1	2	0	0	0	0	0	0	0	0	0
Jamel White	3	1	2	0	0	0	0	0	0	0	0	0
Ryan Kuehl	3	1	2	0	0	0	0	0	0	0	0	0
R.J. Bowers	2	2	0	0	0	0	0	0	0	0	0	0
Aaron Shea	2	2	0	0	0	0	0	0	0	0	0	0
Raymond Walls	2	2	0	0	0	0	0	0	0	0	0	0
Kalvin Pearson	2	1	1	0	0	0	0	0	0	0	0	0
Daylon McCutcheon	1	1	0	0	0	0	0	0	0	0	0	0
Chris Gardocki	1	1	0	0	0	0	0	0	0	0	0	0
Corey Fuller	1	1	0	0	0	0	0	0	0	0	0	0
Phil Dawson	1	1	0	0	0	0	0	0	0	0	0	0
Devin Bush	1	0	1	0	0	0	0	0	0	0	0	0
Ben Taylor	1	0	1	0	1	0	0	0	0	0	0	0
Gerard Warren	0	0	0	0	0	0	1	0	0	0	0	0
Courtney Brown	0	0	0	0	0	0	1	0	0	0	0	0
Alvin McKinley	0	0	0	0	0	0	1.5	0	0	0	0	0
BROWNS TOTALS	169	122	48	4	5	0	4	1	0	0	0	0

2002 REVIEW
PLAYER PARTICIPATION CHART

	KC	CIN	@ TEN	@ PIT	BALT	@ TB	HOU	@ NJY	PITT	@ CIN	@ NO	CAR	@ JAC	IND	@ BAL	ATL
Chris Akins	X	X	X	IA	X	X	X	X	X	X	X	X	X	X	X	X
Chad Beasley	N	N	N	N	IA	IA	IA	IA	IA	IA	IA	IA	IA	IA	IA	IA
Kevin Bentley	X	X	X	X	X	X	X	X	X	IA	IA	IA	IA	IA	IA	IA
Tramaine Bingham	N	N	N	N	N	N	N	PS	PS	PS	PS	PS	PS	N	N	N
Josh Booty	DNP	3RD	3RD	3RD	3RD	DNP	DNP	DNP	3RD	3RD	3RD	3RD	3RD	3RD	3RD	3RD
Jarvis Burum	N	PS	PS	N	N	N	N	N	N	N	N	N	N	N	N	N
R.J. Bowers	X	X	IA	X	PS	PS	PS	PS	PS	PS	X	IA	IA	IA	IA	IA
Brant Boyer	X	X	X	X	X	X	X	X	X	MLB	X	X	X	X	X	X
Dimitrius Breedlove	IR	IR	IR	IR	IR	IR	IR	IR	IR	IR	IR	IR	IR	IR	IR	IR
Courtney Brown	RDE	IA	RDE	RDE	RDE	RDE	RDE	RDE	RDE	LDE	RDE	RDE	IA	IA	IR	IR
Marvin Brown	N	N	N	N	N	N	N	N	N	PS	N	N	N	N	N	N
Devin Bush	FS	FS	FS	FS	FS	FS	FS	FS	FS	X	X	X	X	X	X	X
Mark Campbell	TE	TE	TE	TE	TE	TE	TE	TE	TE	TE	TE	TE	TE	TE	TE	TE
Roger Chanoine	X	RT	RT	X	X	X	X	X	X	X	X	X	X	N	N	N
Felipe Claybrooks	IR	IR	IR	IR	IR	IR	IR	IR	IR	IR	IR	IR	IR	IR	IR	IR
Tim Couch	3RD	DNP	QB	QB	QB	QB	QB	QB	QB	QB	QB	QB	QB	QB	QB	QB
Andra Davis	X	X	X	X	X	X	X	X	X	X	X	X	X	X	X	X
Andre' Davis	X	X	WR	WR	X	X	WR	X	X	X	X	X	X	X	X	X
Phil Dawson	X	X	X	X	X	X	X	X	X	X	X	X	X	X	X	X
Chris Eitzmann	IR	IR	IR	IR	IR	IR	IR	IR	IR	IR	IR	IR	IR	IR	IR	IR
Melvin Fowler	IA	DNP	DNP	IA	IA	C	DNP	IA	IA	IA	IA	IA	IA	IA	IA	IA
Corey Fuller	LCB	LCB	LCB	LCB	IA	X	LCB	IA	IA	LCB	LCB	LCB	LCB	LCB	LCB	LCB
Chris Gadocki	X	X	X	X	X	X	X	X	X	X	X	X	X	X	X	X
Joaquin Gonzalez	IA	X	X	IA	IA	IA	IA	IA	IA	X	X	X	X	X	X	X
William Green	X	RB	X	X	X	X	RB	X	X	RB	RB	RB	RB	RB	RB	RB
Damian Gregory	PS	PS	PS	PS	PS	PS	PS	PS	PS	X	IA	PS	PS	PS	PS	PS
Robert Griffith	SS	SS	SS	SS	SS	IA	IA	IA	SS	SS	SS	SS	SS	SS	SS	SS
Darren Hambrick	SLB	SLB	SLB	SLB	SLB	SLB	SLB	SLB	SLB	X	SLB	SLB	SLB	SLB	SLB	SLB
Steve Heiden	HB	TE	X	X	X	X	X	X	TE	X	TE	X	TE	X	TE	X
Anthony Henry	X	X	X	X	LCB	LCB	RCB	RCB	RCB	DB	FS	RCB	RCB	RCB	X	X
Kelly Holcomb	QB	QB	DNP	DNP	X	IA	IA	3QB	DNP	DNP	DNP	DNP	DNP	DNP	DNP	DNP
Earl Holmes	MLB	MLB	MLB	MLB	MLB	MLB	MLB	MLB	MLB	X	MLB	MLB	MLB	MLB	MLB	MLB
Frisman Jackson	IA	IA	IA	IA	IA	IA	X	X	X	X	X	X	IA	IA	IA	IA
James Jackson	X	DNP	X	X	X	X	X	X	X	X	X	X	X	X	X	X
Michael Jameson	PS	PS	PS	PS	PS	X	X	X	X	DB	X	X	X	X	X	X
J.J. Johnson	IR	IR	IR	IR	IR	IR	IR	IR	IR	IR	IR	IR	IR	IR	IR	IR
Kevin Johnson	X	WR	WR	WR	WR	WR	WR	WR	WR	WR	WR	WR	WR	WR	WR	WR
Lenoy Jones	N	N	N	N	N	N	N	N	N	N	N	X	X	X	X	X
Andre King	X	X	X	IA	X	IA	IA	X	WR	X	IA	IA	X	X	X	X
Ryan Kuehl	X	X	X	X	X	X	X	X	X	X	X	X	X	X	X	X
Kenard Lang	X	LDE	LDE	LDE	LDE	LDE	LDE	LDE	LDE	LDE	LDE	LDE	LDE	LDE	LDE	LDE
Earl Little	IA	IA	IA	X	X	SS	X	SS	SS	FS	X	FS	FS	FS	FS	FS
DeAngelo Loyd	PS	PS	PS	PS	PS	PS	PS	N	N	N	N	N	N	N	N	N
Daylon McCutcheon	RCB	RCB	RCB	RCB	RCB	RCB	IA	X	LCB	RCB	RCB	IA	X	X	RCB	RCB
Alvin McKinley	IA	X	IA	X	X	X	X	X	IA	X	X	X	X	X	X	X
Jamir Miller	IR	IR	IR	IR	IR	IR	IR	IR	IR	IR	IR	IR	IR	IR	IR	IR
Qasim Mitchell	IR	IR	IR	IR	IR	IR	IR	IR	IR	IR	IR	IR	IR	IR	IR	IR
Rod Monroe	IR	IR	IR	IR	IR	IR	IR	IR	IR	IR	IR	IR	IR	IR	IR	IR
Earthwind Moreland	IR	IR	IR	IR	IR	IR	IR	IR	IR	IR	IR	IR	IR	IR	IR	IR
Quincy Morgan	WR	WR	WR	WR	WR	WR	WR	WR	WR	WR	WR	WR	WR	WR	WR	WR
Chad Mustard	N	N	N	N	N	N	N	N	N	N	N	PS	PS	PS	PS	PS
Kaulana Noa	N	PS	PS	PS	N	N	N	N	N	N	N	N	N	N	N	N
Dennis Northcutt	X	X	X	X	X	X	X	X	X	X	X	IA	IA	IA	IA	X
Shaun O'Hara	RG	C	C	C	RG	RG	RG	RG	RG	RG	RG	RG	RG	RG	RG	RG
Kalvin Pearson	X	X	X	X	X	PS	PS	PS	PS	PS	PS	PS	PS	PS	PS	PS
Tyrone Rogers	LDE	X	X	X	IA	IA	X	X	X	X	X	X	RDE	RDE	RDE	RDE
Orpheus Roye	RDT	RDT	RDT	RDT	RDT	RDT	RDT	RDT	RDT	RDT	RDT	RDT	RDT	RDT	RDT	RDT
Dwayne Rudd	WLB	WLB	WLB	WLB	WLB	WLB	WLB	WLB	WLB	X	WLB	WLB	WLB	WLB	WLB	WLB
Darnell Sanders	TE	X	X	IA	X	IA	X	IA	IA	X	TE	X	X	X	TE	X
Lewis Sanders	X	X	X	X	X	X	SS	LCB	X	X	X	X	X	X	X	X
Cedric Scott	N	N	N	N	N	N	N	N	DNP	IA	IA	X	X	X	X	X
Aaron Shea	IA	IA	X	X	TE	TE	X	TE	X	IA	IR	IR	IR	IR	IR	IR
Mark Smith	X	X	X	IA	X	X	X	N	N	N	N	N	N	N	N	N
Michael Smith	IR	IR	IR	IR	IR	IR	IR	IR	N	N	N	N	N	N	N	N
Barry Stokes	LG	LG	LG	LG	LG	LG	LG	LG	LG	LG	LG	LG	LG	LG	LG	LG
Glenn Sumter	N	N	N	N	N	N	N	PS	PS	PS	N	N	N	N	N	N
Ben Taylor	IA	IA	X	X	X	X	X	IA	IA	X	IR	IR	IR	IR	IR	IR
Kevin Thompson	IR	N	N	N	N	N	N	N	N	N	N	N	N	N	N	N
Ryan Tucker	RT	IA	IA	RT	RT	RT	RT	RT	RT	RT	RT	RT	RT	RT	RT	RT
Ross Verba	LT	LT	LT	LT	LT	LT	LT	LT	LT	LT	LT	LT	LT	LT	LT	LT
Raymond Walls	N	N	N	PS	PS	PS	PS	X	PS	PS	X	IA	IA	IA	IA	IA
Chad Ward	N	N	N	N	N	N	N	N	N	N	N	PS	PS	PS	PS	PS
Gerard Warren	LDT	LDT	LDT	LDT	LDT	LDT	LDT	LDT	LDT	LDT	LDT	LDT	LDT	LDT	LDT	LDT
Jamal White	N	N	N	N	N	N	N	N	N	N	PS	PS	PS	PS	PS	PS
Jamel White	RB	X	RB	RB	X	RB	X	RB	RB	IA	IA	X	X	X	X	X
Dave Wohlabaugh	C	IA	IA	DNP	C	IA	C	C	C	C	C	C	C	C	C	C
Mark Word	X	RDE	X	X	X	X	X	X	X	RDE	X	X	X	X	X	X
Paul Zaukasukas	X	RG	RG	RG	X	X	X	X	X	X	X	X	X	X	X	X

Position abbreviation indicates start; X=played; IA=Inactive; 3rd=3rd QB; DNP=Did Not Play; IR=Injured Reserve; PS=Practice Squad; PUP=Physically Unable to Perform; N=Not on Team

OFFENSE

OPPONENT	WR	LT	LG	C	RG	RT	TE	WR	QB	RB	TE
Kansas City (9/8)	Morgan	Verba	Stokes	Wohlabaugh	O'Hara	Tucker	Campbell	*Sanders	Holcomb	White	Heiden
Cincinnati (9/15)	Morgan	Verba	Stokes	O'Hara	Zukauskas	Chanoine	Campbell	Johnson	Holcomb	Green	Heiden
@ Tennessee (9/22)	Morgan	Verba	Stokes	O'Hara	Zukauskas	Chanoine	Campbell	Johnson	Couch	White	*Davis
@ Pittsburgh (9/29)	Morgan	Verba	Stokes	O'Hara	Zukauskas	Tucker	Campbell	Johnson	Couch	White	*Davis
Baltimore (10/6)	Morgan	Verba	Stokes	Wohlabaugh	O'Hara	Tucker	Campbell	Johnson	Couch	Green	Shea
@ Tampa Bay (10/13)	Morgan	Verba	Stokes	Fowler	O'Hara	Tucker	Campbell	Johnson	Couch	White	Shea
Houston (10/20)	Morgan	Verba	Stokes	Wohlabaugh	O'Hara	Tucker	Campbell	Johnson	Couch	Green	*Davis
@ N.Y. Jets (10/27)	Morgan	Verba	Stokes	Wohlabaugh	O'Hara	Tucker	Campbell	Johnson	Couch	White	Shea
Pittsburgh (11/3)	Morgan	Verba	Stokes	Wohlabaugh	O'Hara	Tucker	Campbell	Johnson	Couch	White	*King
@ Cincinnati (11/17)	Morgan	Verba	Stokes	Wohlabaugh	O'Hara	Tucker	Campbell	Johnson	Couch	Green	Heiden
@ New Orleans (11/24)	Morgan	Verba	Stokes	Wohlabaugh	O'Hara	Tucker	Campbell	Johnson	Couch	Green	Sanders
Carolina (12/1)	Morgan	Verba	Stokes	Wohlabaugh	O'Hara	Tucker	Campbell	Johnson	Couch	Green	*Davis
@ Jacksonville (12/8)	Morgan	Verba	Stokes	Wohlabaugh	O'Hara	Tucker	Campbell	Johnson	Couch	Green	Heiden
Indianapolis (12/15)	Morgan	Verba	Stokes	Wohlabaugh	O'Hara	Tucker	Campbell	Johnson	Couch	Green	Heiden
@ Baltimore (12/22)	Morgan	Verba	Stokes	Wohlabaugh	O'Hara	Tucker	Campbell	Johnson	Couch	Green	Sanders
Atlanta (12/29)	Morgan	Verba	Stokes	Wohlabaugh	O'Hara	Tucker	Campbell	Johnson	Couch	Green	Heiden

*opened in two TE set ^opened in three WR set

DEFENSE

OPPONENT	LE	LT	RT	RE	SLB	MLB	WLB	LCB	SS	FS	RCB
Kansas City (9/8)	Rogers	Warren	Roye	Brown	Hambrick	Holmes	Rudd	Fuller	Griffith	Bush	McCutcheon
Cincinnati (9/15)	Lang	Warren	Roye	Word	Hambrick	Holmes	Rudd	Fuller	Griffith	Bush	McCutcheon
@ Tennessee (9/22)	Lang	Warren	Roye	Brown	Hambrick	Holmes	Rudd	Fuller	Griffith	Bush	McCutcheon
@ Pittsburgh (9/29)	Lang	Warren	Roye	Brown	Hambrick	Holmes	Rudd	Fuller	Griffith	Bush	McCutcheon
Baltimore (10/6)	Lang	Warren	Roye	Brown	Hambrick	Holmes	Rudd	Henry	Griffith	Bush	McCutcheon
@ Tampa Bay (10/13)	Lang	Warren	Roye	Brown	Hambrick	Holmes	Rudd	Henry	Little	Bush	McCutcheon
Houston (10/20)	Lang	Warren	Roye	Brown	Hambrick	Holmes	Rudd	Fuller	Sanders	Bush	Henry
@ N.Y. Jets (10/27)	Lang	Warren	Roye	Brown	Hambrick	Holmes	Rudd	Sanders	Little	Bush	Henry
Pittsburgh (11/3)	Lang	Warren	Roye	Brown	Hambrick	Holmes	Rudd	McCutcheon	Little	Bush	Henry
@ Cincinnati (11/17)	Brown	Warren	Roye	Word	*Henry	Boyer	^Jameson	Fuller	Griffith	Little	McCutcheon
@ New Orleans (11/24)	Lang	Warren	Roye	Brown	Hambrick	Holmes	Rudd	Fuller	Griffith	Henry	McCutcheon
Carolina (12/1)	Lang	Warren	Roye	Brown	Hambrick	Holmes	Rudd	Fuller	Griffith	Little	Henry
@ Jacksonville (12/8)	Lang	Warren	Roye	Rogers	Hambrick	Holmes	Rudd	Fuller	Griffith	Little	Henry
Indianapolis (12/15)	Lang	Warren	Roye	Rogers	Hambrick	Holmes	Rudd	Fuller	Griffith	Little	Henry
@ Baltimore (12/22)	Lang	Warren	Roye	Rogers	Hambrick	Holmes	Rudd	Fuller	Griffith	Little	McCutcheon
Atlanta (12/29)	Lang	Warren	Roye	Rogers	Hambrick	Holmes	Rudd	Fuller	Griffith	Little	McCutcheon

*opened in nickel defense with two DBs replacing the LBs

GAME-BY-GAME OFFENSIVE STATISTICS

OPP	T	R	PASS PEN.	3RD	4TH	NET			SKD.			C	TD	INT	P	RET.	M	A	NO.	LOST	NO.	YDS.	NO.	AVG.	POSS.					
						YDS.	PLAYS	NET	ATT.	AVG.	NET															YDS.	GROSS	A		
KC	24	2	19	3	4-11	0-0	411	61	59	20	3	352	1-7	359	40	28	4	0	4	0	4	1	1	4	38	2	37	29:44		
CIN	15	3	11	3	1-12	0-1	265	58	75	27	2	8	190	1-8	198	30	17	2	0	0	2	0	0	0	12	87	5	47	28:42	
@ Ten	26	5	16	5	8-15	0-0	403	73	92	20	4	6	311	3-15	326	50	36	3	1	0	3	1	2	4	3	7	57	5	41:6	31:02
@ Pit	13	4	7	2	5-14	0-0	245	56	123	24	5	1	122	3-22	144	29	16	0	2	1	0	0	2	3	0	7	50	5	46:6	29:01
@ Pitt	14	4	14	3	7-15	2-2	433	68	62	17	3	6	371	2-25	396	49	29	2	4	0	3	0	0	3	1	9	117	5	40:2	29:09
@ TB	11	3	6	2	6-17	0-0	194	60	60	18	3	3	134	2-17	151	40	20	0	0	0	0	1	1	0	0	8	66	9	46:6	26:26
HOU	14	5	7	2	3-13	1-1	230	56	89	24	3	7	148	1-7	148	31	21	0	0	2	1	2	2	0	0	4	42	7	39:7	30:20
@ NYJ	18	5	12	1	9-19	1-1	334	71	55	21	2	6	279	2-15	294	48	32	2	0	2	0	3	3	2	0	7	45	6	42	37:54
PIT	9	1	7	1	2-9	1-1	193	42	36	14	2	6	157	4-24	181	24	15	2	0	2	1	0	0	1	1	11	85	5	40	17:50
@ Cin	22	7	15	0	11-18	0-0	382	71	140	35	4	242	0-0	242	36	22	3	1	0	3	0	2	3	1	0	4	15	4	39:5	36:22
@ NO	17	7	8	2	5-13	0-0	339	60	163	37	4	4	176	1-6	182	22	12	1	2	2	1	0	1	1	0	4	31	4	38	31:11
CAR	14	7	7	0	4-12	0-0	256	58	140	28	5	118	3-12	130	27	12	0	3	0	0	0	2	3	2	2	10	4	42	32:5	27:37
@ Jac	21	8	11	2	7-15	0-0	417	71	173	33	5	244	3-20	264	35	21	2	1	2	0	0	2	0	0	0	10	68	5	39:8	34:56
IND	18	5	10	3	4-16	2-3	349	67	96	28	3	253	4-34	287	35	21	2	0	1	2	0	1	2	0	7	39	8	42:8	30:51	
@ Bal	19	4	13	2	5-11	1-1	256	59	63	26	2	193	2-16	209	31	22	1	1	0	0	0	0	0	0	0	7	70	5	41:4	29:46
ATL	17	7	8	2	6-12	0-0	318	62	189	34	5	6	129	3-25	154	25	14	1	3	2	1	0	1	1	1	4	25	4	33:3	30:45
TOTAL	279	77	171	31	90-222	8-10	5027	993	1615	406	4	3412	35-253	3665	552	338	27	22	10	27	3	22	28	18	9	107	845	83	413	30:06

2002 BROWNS GAME-BY-GAME DEFENSIVE STATISTICS

OPP	T	R	PASS PEN.	3RD	4TH	NET			SKD.			C	TD	INT	P	RET.	M	A	NO.	LOST	NO.	YDS.	NO.	AVG.	POSS.						
						YDS.	PLAYS	NET	ATT.	AVG.	NET															YDS.	GROSS	A			
KC	24	10	12	2	5-11	0-0	470	59	194	30	6	5	276	0-0	276	29	20	1	4	1	0	2	2	0	0	9	87	4	41	30:16	
CIN	28	10	16	2	9-17	0-2	357	83	156	31	5	201	5-38	239	47	26	1	3	0	1	0	0	2	0	0	3	30	5	27:6	31:16	
@ Ten	13	5	6	2	3-13	1-1	187	58	34	2	5	101	1-6	107	23	15	0	0	1	2	0	0	1	0	1	0	14	96	8	40:9	33:11
@ Pit	21	6	14	1	5-14	1-1	358	73	93	34	2	7	265	0-0	265	39	26	1	2	0	1	0	3	4	3	0	7	45	5	33:8	38:13
BAL	18	7	9	2	6-15	0-0	409	64	201	34	5	9	208	0-0	208	30	19	2	0	2	0	0	4	4	1	7	65	5	49:4	30:51	
@ TB	22	11	8	3	6-14	0-1	380	70	186	38	5	1	194	0-0	194	32	15	0	1	2	0	0	1	3	0	0	5	45	4	41:3	33:34
HOU	17	4	12	1	8-18	0-0	354	67	89	22	4	5	265	8-41	306	37	23	2	0	2	0	1	2	3	2	6	54	7	38:9	29:40	
@ NYJ	14	5	8	1	3-9	0-0	241	48	66	20	3	3	175	1-8	183	27	19	2	0	2	1	0	1	4	2	6	40	4	38:9	22:06	
PIT	25	9	14	2	10-20	1-3	391	85	136	39	3	5	255	2-10	265	44	25	2	1	0	2	0	3	4	2	3	21	3	42:3	42:10	
@ Cin	14	4	10	0	5-12	0-1	350	53	102	22	4	6	248	1-10	258	30	17	1	0	1	0	2	2	2	1	4	32	4	44:5	32:38	
@ NO	19	4	14	1	3-11	1-1	383	63	74	21	3	5	309	2-9	318	40	23	0	3	1	0	0	3	3	4	3	5	24	1	45:0	28:49
CAR	11	7	4	0	5-15	1-1	234	57	145	38	3	8	89	0-0	89	19	8	1	2	0	1	0	2	4	1	0	3	25	4	42	32:23
@ Jac	13	7	4	2	2-11	0-0	211	48	157	31	5	1	54	3-19	73	14	10	1	0	1											

Most Points

Browns: 39, vs. Kansas City (9/8)
Opponent: 40, vs. Kansas City (9/8)

Most Points, Quarter

Browns: 17, (3Q) vs. Houston (10/20)
Opponent: 23, (4Q) vs. Kansas City (9/8)

Most Points, Half

Browns: 27, (2nd half) vs. Houston (10/20)
Opponent: 28, (2nd half) vs. Indianapolis (12/15)

Most First Downs

Browns: 26, at Tennessee (9/22)
Opponent: 28, vs. Cincinnati (9/15)

Most Yards Rushing (Net)

Browns: 189, vs. Atlanta (12/29)
Opponent: 201, vs. Baltimore (10/6)

Most Rushing Attempts

Browns: 37, at New Orleans (11/24)
Opponent: 39, vs. Pittsburgh (11/3)

Most Passing Yards (Net)

Browns: 396, vs. Baltimore (10/6)
Opponent: 306, vs. Houston (10/20)

Most Attempts

Browns: 50, at Tennessee (9/22)
Opponent: 47, vs. Cincinnati (9/15)

Most Completions

Browns: 36, at Tennessee (9/22)
Opponent: 26, vs. Cincinnati (9/15)

Most Sacks (By Defense)

Browns: 8.0, vs. Houston (10/20)
Opponent: 3.0, at Tennessee (9/22)
3.0, vs. Carolina (12/1)
3.0, at Jacksonville (12/8)
3.0, vs. Indianapolis (12/15)
3.0, vs. Atlanta (12/29)

Most Total Net Yards

Browns: 433, vs. Baltimore (10/6)
Opponent: 470, vs. Kansas City (9/8)

Most Penalties (No. – Yards)

Browns: 12 for 87, vs. Cincinnati (9/15)
Opponent: 14 for 96, at Tennessee (9/22)

Most Time Of Possession

Browns: 37:54, at New York Jets (10/27)
Opponent: 42:10, vs. Pittsburgh (11/3)

Fewest Points

Browns: 3, at Tampa Bay (10/13)
Opponent: 7, Cincinnati (9/15)

Fewest Points, Half

Browns: 0, (1st half) vs. Baltimore (10/6)
0, (1st half) at Tampa Bay (10/13)
0, (1st half) at Jacksonville (12/8)
Opponent: 0, (1st half) vs. Cincinnati (9/15)
0, (1st half) vs. Indianapolis (12/15)

Fewest First Downs

Browns: 9, vs. Pittsburgh (11/3)
Opponent: 11, vs. Carolina (12/1)

Fewest Yards Rushing (Net)

Browns: 36, vs. Pittsburgh (11/3)
Opponent: 66, at New York Jets (10/27)

Fewest Rushing Attempts

Browns: 14, vs. Pittsburgh (11/3)
Opponent: 20, at New York Jets (10/27)

Fewest Passing Yards (Net)

Browns: 129, vs. Atlanta (12/29)
Opponent: 54, at Jacksonville (12/8)

Fewest Passing Attempts

Browns: 24, vs. Pittsburgh (11/3)
Opponent: 14, at Jacksonville (12/8)

Fewest Completions

Browns: 12, at New Orleans (11/24)
Opponent: 8, vs. Carolina (12/1)

Fewest Sacks (By Defense)

Browns: 0, done five times, most recently
vs. Carolina (12/1)
Opponent: 0, at Cincinnati (11/17)

Fewest Total Net Yards

Browns: 193, vs. Pittsburgh (11/3)
Opponent: 187, at Tennessee (9/22)

Fewest Penalties (No. – Yards)

Browns: 2 for 10, vs. Carolina (12/1)
Opponent: 3 for 25, vs. Carolina (12/1)

Fewest Time Of Possession

Browns: 17:50, vs. Pittsburgh (11/3)
Opponent: 22:06, at New York Jets (10/27)

Most Yards Rushing

Browns: 178, William Green vs. Atlanta (12/29)
Opponent: 187, Jamal Lewis vs. Baltimore (10/6)

Most Rushing Attempts

Browns: 28, William Green at New Orleans (11/24)
Opponent: 29, Amos Zereoue vs. Pittsburgh (11/3)

Most Rushing Touchdowns

Browns: 2, William Green vs. Atlanta (12/29)
Opponent: 4, Priest Holmes vs. Kansas City (9/8)

Most Yards Passing

Browns: 326, Kelly Holcomb vs. Kansas City (9/8); Tim Couch at Tennessee (9/22)
Opponent: 318, Aaron Brooks at New Orleans (11/24)

Most Passing Attempts

Browns: 50, Tim Couch at Tennessee (9/22)
Opponent: 47, Gus Frerotte vs. Cincinnati (9/15)

Most Completions

Browns: 36, Tim Couch at Tennessee (9/22)
Opponent: 26, Gus Frerotte vs. Cincinnati (9/15)

Highest Completion Percentage (Minimum 15 Att.)

Browns: .720 (36 of 50), Tim Couch at Tennessee (9/22)
Opponent: .730 (19 of 26), Chad Pennington at New York Jets (10/27)

Most Touchdown Passes

Browns: 3, Kelly Holcomb vs. Kansas City (9/8); Tim Couch at Tennessee (9/22)
Opponent: 2, done four times, most recently by Peyton Manning (12/15)

Most Receptions

Browns: 10, Jamel White at Tampa Bay (10/13)
Opponent: 9, Hines Ward vs. Pittsburgh (11/3); Marvin Harrison vs. Indianapolis (12/15)

Most Receiving Yards

Browns: 151, Quincy Morgan vs. Kansas City (9/8)
Opponent: 172, Marvin Harrison vs. Indianapolis (12/15)

Most Touchdown Receptions

Browns: 2, done three times, most recently Quincy Morgan at Jacksonville (12/8)
Opponent: 2, done three times, most recently by Marvin Harrison vs. Indianapolis (12/15)

Most Points

Browns: 15, Phil Dawson vs. Kansas City (9/8)
Opponent: 24, Priest Holmes vs. Kansas City (9/8)

Most Sacks

Browns: 3.0, Mark Word vs. Cincinnati (9/15)
Opponent: 2.0, done three times, most recently by Peter Boulware at Baltimore (12/22)

Most Interceptions

Browns: 2, Anthony Henry at New Orleans (11/24)
Opponent: 2, Emmanuel McDaniel vs. Carolina (12/1)

KANSAS CITY CHIEFS 40, CLEVELAND BROWNS 39

SEPT. 8, 2002 • CLEVELAND BROWNS STADIUM • ATTENDANCE: 72,938

STARTING LINEUPS

KANSAS CITY CHIEFS					CLEVELAND BROWNS						
OFFENSE		DEFENSE			OFFENSE		DEFENSE				
X	87	E. Kennison	LE	98	E. Hicks	WR	81	O. Morgan	LE	78	T. Rogers
LT	77	W. Roaf	LT	93	J. Browning	LT	77	R. Verba	LT	94	G. Warren
LG	54	B. Waters	NT	95	D. Ransom	LG	79	B. Stokes	RT	99	O. Roye
C	62	C. Wiegmann	RE	99	D. Clemons	C	64	D. Wohlabaugh	RE	92	C. Brown
RG	68	W. Shields	LOLB	56	L. Bush	RG	60	S. O'Hara	SLB	56	D. Hambrick
RT	76	J. Tait	MLB	53	M. Patton	RT	72	R. Tucker	MLB	50	E. Holmes
TE	88	T. Gonzalez	ROLB	57	M. Maslowski	TE	83	M. Campbell	WLB	57	D. Rudd
Z	80	J. Morton	LCB	44	E. Warfield	TE	89	D. Sanders	LCB	25	C. Fuller
QB	10	T. Green	RCB	24	W. Bartee	QB	10	K. Holcomb	RCB	33	D. McCutcheon
TE	89	J. Dunn	SS	25	G. Wesley	RB	30	J. White	SS	24	R. Griffith
RB	31	P. Holmes	FS	29	J. Belser	HB	82	S. Heiden	FS	23	D. Bush
TEAM		1	2	3	4	FINAL					
Kansas City		7	7	3	23	40					
Cleveland		6	14	7	12	39					

SCORING SUMMARY

TEAM	Q	TIME	PLAY DESCRIPTION (EXTRA POINT) (DRIVE INFO)	V	H
Browns	1	12:36	P. Dawson 20 yd. field goal (4-3, 0:54)	0	3
Chiefs	1	8:21	T. Gonzalez 17 yd. pass from T. Green (Andersen kick) (8-73, 4:15)	7	3
Browns	1	3:16	P. Dawson 32 yd. field goal	7	6
Browns	2	12:19	D. Northcutt 43 yd. pass from K. Holcomb (Dawson kick) (2-65, 0:48)	7	13
Chiefs	2	8:41	P. Holmes 5 yd. run (Andersen kick) (6-83, 3:38)	14	13
Browns	2	5:38	Q. Morgan 33 yd. pass from K. Johnson (Dawson kick) (5-71, 3:03)	14	20
Browns	3	7:09	A. Davis 4 yd. pass from K. Holcomb (Dawson kick) (14-80, 7:51)	14	27
Chiefs	3	2:04	M. Andersen 33 yd. field goal (9-42, 5:05)	17	27
Browns	4	11:19	P. Dawson 34 yd. field goal (8-50, 3:27)	17	30
Chiefs	4	9:06	P. Holmes 26 yd. run (Andersen kick) (4-56, 2:13)	24	30
Chiefs	4	8:05	P. Holmes 15 yd. run (Andersen kick) (1-15, 0:07)	31	30
Browns	4	5:52	Q. Morgan 44 yd. pass from K. Holcomb (run failed) (5-66, 2:13)	31	36
Chiefs	4	3:05	P. Holmes 7 yd. run (run failed)	37	36
Browns	4	0:29	P. Dawson 41 yd. field goal (7-45, 2:26)	37	39
Chiefs	4	0:00	M. Andersen 30 yd. field goal (4-53, 0:29)	40	39

INDIVIDUAL STATISTICS

KANSAS CITY CHIEFS											CLEVELAND BROWNS										
RUSHING		ATT	YDS	AVG	LG	TD	RUSHING		ATT	YDS	AVG	LG	TD								
P. Holmes		22	122	5.5	26	4	J. White		12	42	3.5	9	0								
J. Tait		1	28	28.0	28	0	W. Green		8	17	2.1	6	0								
T. Green		2	17	8.5	12	0															
D. Hall		2	14	7.0	9	0															
T. Richardson		3	13	4.3	8	0															
TOTAL		30	194	6.5	28	4	TOTAL		20	59	3.0	9	0								
PASSING		ATT	CMP	YDS	SK/YD	TD	LG	INT	RT	PASSING		ATT	CMP	YDS	SK/YD	TD	LG	INT	RT		
T. Green		29	20	276	0/0	1	64	1	96.3	K. Holcomb		39	27	326	1/7	3	44	0	120.2		
										K. Johnson		1	1	33	0/0	1	33	0	158.3		
TOTAL		29	20	276	0/0	1	64	1	96.3	TOTAL		40	28	359	1/7	4	44	0	131.1		
PASS RECEIVING		NO	YDS	AVG	LG	TD	PASS RECEIVING		NO	YDS	AVG	LG	TD								
P. Holmes		6	19	3.2	14	0	Q. Morgan		9	151	16.8	44	2								
T. Gonzalez		5	87	17.4	30	1	K. Johnson		8	96	12.0	25	0								
E. Kennison		4	120	30.0	64	0	J. White		3	20	6.7	12	0								
T. Richardson		2	26	13.0	23	0	A. Davis		3	14	4.7	5	1								
J. Morton		1	15	15.0	15	0	M. Campbell		2	27	13.5	18	0								
M. Cloud		1	5	5.0	5	0	A. King		2	8	4.0	5	0								
D. Hall		1	4	4.0	4	0	D. Northcutt		1	43	43.0	43	1								
TOTAL		20	276	13.8	64	1	TOTAL		28	359	12.8	44	4								
INTERCEPTIONS		NO	YDS	AVG	LG	TD	INTERCEPTIONS		NO	YDS	AVG	LG	TD								
TOTAL		0	0	0.0	0	0	D. McCutcheon		1	24	24.0	24	0								
							TOTAL		1	24	24.0	24	0								
PUNTING		NO	YDS	AVG	TB	IN20	LG	PUNTING		NO	YDS	AVG	TB	IN20	LG						
D. Stryzinski		4	164	41.0	1	0	55	C. Gardocki		2	74	37.0	1	0	47						
TOTAL		4	164	41.0	1	0	55	TOTAL		2	74	37.0	1	0	47						
PUNT RETURNS		NO	YDS	AVG	FC	LG	TD	PUNT RETURNS		NO	YDS	AVG	FC	LG	TD						
[DOWNED]		1	0	0.0	0	0	0	D. Northcutt		1	23	23.0	0	23	0						
[TOUCHBACK]		1	0	0.0	0	0	0	[DOWNED]		1	0	0.0	0	0	0						
								[OUT OF BOUNDS]		1	0	0.0	0	0	0						
								[TOUCHBACK]		1	0	0.0	0	0	0						
TOTAL		0	0	0.0	0	0	0	TOTAL		1	23	23.0	0	23	0						
KICKOFF RETURNS		NO	YDS	AVG	FC	LG	TD	KICKOFF RETURNS		NO	YDS	AVG	FC	LG	TD						
D. Hall		7	192	27.4	0	46	0	A. King		4	80	20.0	0	24	0						
[TOUCHBACK]		2	0	0.0	0	0	0	A. Davis		2	40	20.0	0	26	0						
[TOUCHBACK]		1	0	0.0	0	0	0	TOTAL		6	120	20.0	0	26	0						
TOTAL		7	192	27.4	0	46	0	TOTAL		6	120	20.0	0	26	0						
FUMBLES		OWN	REC	YDS	TD	FORCED	REC	YDS	TD	OUT	FUMBLES		OWN	REC	YDS	TD	FORCED	REC	YDS	TD	OUT
D. Clemons		0	0	0	0	1	0	0	0	0	K. Holcomb		1	0	0	0	0	0	0	0	0
J. Browning		0	0	0	0	1	0	0	0	0	TOTAL		1	0	0	0	0	0	0	0	0
TOTAL		0	0	0	0	1	1	0	0	0	TOTAL		1	0	0	0	0	0	0	0	0

TEAM STATISTICS

	VISITOR CHIEFS	HOME BROWNS
TOTAL FIRST DOWNS	24	24
By Rushing	10	2
By Passing	12	19
By Penalty	2	3
THIRD DOWN EFFICIENCY	5-11-45%	4-11-36%
FOURTH DOWN EFFICIENCY	0-0-0%	0-0-0%
TOTAL NET YARDS	470	411
Total Offensive Plays (inc. times thrown passing)	59	61
Average gain per offensive play	8.0	6.7
NET YARDS RUSHING	194	59
Total Rushing Plays	30	20
Average gain per rushing play	6.5	3.0
Tackles for a loss-number and yards	3-12	2-5
NET YARDS PASSING	276	352
Times thrown - yards lost attempting to pass	0-0	1-7
Gross yards passing	276	359
PASS ATTEMPTS-COMPLETIONS-HAD INTERCEPTED	29-20-1	40-28-0
Avg gain per pass play (inc.# thrown passing)	9.5	8.6
KICKOFFS Number-In End Zone-Touchbacks	7-1-1	9-5-2
PUNTS Number and Average	4-41.0	2-37.0
Had Blocked	0	0
FGs - PATs Had Blocked	0-0	0-0
Net Punting Average	30.3	27.0
TOTAL RETURN YARDAGE (Not Including Kickoffs)	0	47
No. and Yards Punt Returns	0-0	1-23
No. and Yards Kickoff Returns	7-192	6-120
No. and Yards Interception Returns	0-0	1-24
PENALTIES Number and Yards	9-87	4-38
FUMBLES Number and Lost	0-0	1-1
TOUCHDOWNS	5	4
Rushing	4	0
Passing	1	4
EXTRA POINTS Made-Attempts	4-5	3-4
Kicking Made-Attempts	4-4	3-3
Rushing Made-Attempts	0-1	0-1
FIELD GOALS Made-Attempts	2-2	4-4
RED ZONE EFFICIENCY	4-6-67%	1-4-25%
GOAL TO GO EFFICIENCY	1-1-100%	1-2-50%
SAFETIES	0	0
FINAL SCORE	40	39
TIME OF POSSESSION	30:16	29:44

DEFENSIVE STATISTICS

PLAYER	TACKLES			TFL	SACKS	YDS	PRESS.	HITS	INTS	YDS	PBU	FUMBLES		SAFETIES
	TOTAL	SOLO	ASST.									FOR.	REC.	
Robert Griffith	9	4	4	1	0	0	0	0	0	0	1	0	0	0
Brant Boyer	7	4	3	0	0	0	0	0	0	0	0	0	0	0
Dwayne Rudd	8	5	1	2	0	0	0	0	0	0	0	0	0	0
Corey Fuller	6	3	3	0	0	0	0	0	0	0	0	0	0	0
Devin Bush	6	4	2	0	0	0	0	0	0	0	0	0	0	0
Earl Holmes	4	2	2	0	0	0	0	0	0	0	0	0	0	0
Daylon McCutcheon	4	3	1	0	0	0	0	0	1	24	0	0	0	0
Courtney Brown	3	2	1	0	0	0	5	1	0	0	0	0	0	0
Mark Word	3	2	1	0	0	0	1	0	0	0	0	0	0	0
Gerard Warren	3	3	0	0	0	0	2	1	0	0	0	0	0	0
Tyrone Rogers	3	3	0	0	0	0	0	0	0	0	0	0	0	0
Anthony Henry	3	2	1	0	0	0	0	0	0	0	0	0	0	0
Kenard Lang	2	2	0	0	0	0	0	0	0	0	0	0	0	0
Lewis Sanders	2	2	0	0	0	0	0	0	0	0	1	0	0	0
Mark Smith	1	1	0	0	0	0	1	0	0	0	0	0	0	0
Orpheus Roye	1	1	0	0	0	0	1	0	0	0	0	0	0	0
Darren Hambrick	1	1	0	0	0	0	0	0	0	0	0	0	0	0
TEAM	0	0	0	0	0	0	0	0	0	0	0	0	0	0
BROWNS TOTALS	66	44	19	3	0	0	10	2	1	24	2	0	0	0

CLEVELAND BROWNS SPECIAL TEAMS STATISTICS VS. KANSAS CITY

PLAYER	TACKLES			FUMBLES		PATs	BLOCKED			TDS	SAFETIES
	TOTAL	SOLO	ASST.	FOR.	REC.		FGS	PUNTS			
Brant Boyer	2	2	0	0	0	0	0	0	0	0	0
Chris Akins	2	1	1	0	0	0	0	0	0	0	0
Kalvin Pearson	2	1	1	0	0	0	0	0	0	0	0
Kevin Bentley	2	0	2	0	0	0	0	0	0	0	0
Lewis Sanders	1	1	0	0	0	0	0	0	0	0	0
Corey Fuller	1	1	0	0	0	0	0	0	0	0	0
James Jackson	1	1	0	0	0	0	0	0	0	0	0
BROWNS TOTALS	11	7	4	0	0	0	0	0	0	0	0

STARTING LINEUPS

CINCINNATI BENGALS					CLEVELAND BROWNS				
OFFENSE			DEFENSE		OFFENSE			DEFENSE	
WR 82	M. Westbrook	LDE	97	B. Whittington	WR 81	Q. Morgan	LDE	96	K. Lang
OT 73	R. Webb	LDT	99	O. Gibson	LT 77	R. Verba	LDT	94	G. Warren
LG 72	M. O'Dwyer	RDT	94	T. Williams	LG 79	B. Stokes	RDT	99	O. Roye
C 74	R. Braham	RDE	90	J. Smith	C 60	S. O'Hara	RDE	90	M. Word
RG 63	M. Goff	LLB	57	A. Ross	RG 66	P. Zukauskas	SLB	56	D. Hambrick
RT 71	W. Anderson	MLB	56	B. Simmons	RT 69	R. Chanoine	MLB	50	E. Holmes
TE 88	S. Brewer	RLB	51	T. Spikes	TE 83	M. Campbell	WLB	57	D. Rudd
WR 80	P. Warrick	LCB	21	J. Burris	TE 82	S. Heiden	LCB	25	C. Fuller
QB 12	G. Frerotte	RCB	27	A. Hawkins	QB 10	K. Holcomb	RCB	33	D. McCutcheon
HB 28	C. Dillon	SS	33	J. Armour	RB 31	W. Green	SS	24	R. Griffith
FB 41	L. Neal	FS	26	C. Hall	WR 85	K. Johnson	FS	23	D. Bush

TEAM	1	2	3	4	FINAL
Cincinnati	0	0	0	7	7
Cleveland	3	14	0	3	20

SCORING SUMMARY

TEAM	Q	TIME	PLAY DESCRIPTION (EXTRA POINT) (DRIVE INFO)	V	H
Browns	1	9:58	P. Dawson 52 yd. field goal (6-52, 2:01)	0	3
Browns	2	3:19	A. Davis 15 yd. pass from K. Holcomb (P. Dawson kick) (8-67, 4:12)	0	10
Browns	2	0:21	K. Johnson 8 yd. pass from K. Holcomb (P. Dawson kick) (2-8, 0:09)	0	17
Browns	4	10:03	P. Dawson 45 yd. field goal (4-1, 1:27)	0	20
Bengals	4	6:27	C. Johnson 22 yd. pass from G. Frerotte (N. Rackers kick)	7	20

INDIVIDUAL STATISTICS

CINCINNATI BENGALS						CLEVELAND BROWNS					
RUSHING	ATT	YDS	AVG	LG	TD	RUSHING	ATT	YDS	AVG	LG	TD
C. Dillon	22	108	4.9	14	0	J. White	8	38	4.8	10	0
Ru. Johnson	5	24	4.8	11	0	W. Green	17	36	2.1	8	0
P. Warrick	1	11	11.0	11	0	K. Holcomb	2	1	0.5	2	0
G. Frerotte	2	8	4.0	9	0						
L. Neal	1	5	5.0	5	0						
TOTAL	31	156	5.0	14	0	TOTAL	27	75	2.8	10	0

CINCINNATI BENGALS						CLEVELAND BROWNS											
PASSING	ATT	CMP	YDS	SK/YD	TD	LG	INT	RT	PASSING	ATT	CMP	YDS	SK/YD	TD	LG	INT	RT
G. Frerotte	47	26	239	5/38	1	22	3	49.9	K. Holcomb	30	17	198	1/8	2	31	0	99.0
TOTAL	47	26	239	5/38	1	22	3	49.9	TOTAL	30	17	198	1/8	2	31	0	99.0

CINCINNATI BENGALS						CLEVELAND BROWNS					
PASS RECEIVING	NO	YDS	AVG	LG	TD	PASS RECEIVING	NO	YDS	AVG	LG	TD
C. Dillon	8	67	8.4	14	0	K. Johnson	4	50	12.5	23	1
T. Houshmandzadeh	5	58	11.6	16	0	A. Davis	4	37	9.3	15	1
C. Johnson	4	58	14.5	22	1	J. White	3	42	14.0	27	0
Ru. Johnson	3	16	5.3	14	0	Q. Morgan	2	42	21.0	31	0
M. Westbrook	2	21	10.5	16	0	M. Campbell	2	19	9.5	12	0
R. Dugans	2	9	4.5	6	0	S. Heiden	1	8	8.0	8	0
L. Neal	1	7	7.0	7	0	D. Sanders	1	0	0.0	0	0
P. Warrick	1	3	3.0	3	0						
TOTAL	26	239	9.2	22	1	TOTAL	17	198	11.6	31	2

CINCINNATI BENGALS						CLEVELAND BROWNS					
INTERCEPTIONS	NO	YDS	AVG	LG	TD	INTERCEPTIONS	NO	YDS	AVG	LG	TD
	0	0	0.0	0	0	K. Lang	1	71	71.0	71	0
						B. Boyer	1	1	1.0	1	0
						R. Griffith	1	0	0.0	0	0
TOTAL	0	0	0.0	0	0	TOTAL	3	72	24.0	71	0

CINCINNATI BENGALS						CLEVELAND BROWNS							
PUNTING	NO	YDS	AVG	TB	IN20	LG	PUNTING	NO	YDS	AVG	TB	IN20	LG
N. Harris	4	140	35.0	0	2	41	C. Gardocki	5	235	47.0	0	2	49
N. Rackers	1	-2	-2.0	0	0	-2							
TOTAL	5	138	27.6	0	2	41	TOTAL	5	235	47.0	0	2	49

CINCINNATI BENGALS						CLEVELAND BROWNS							
PUNT RETURNS	NO	YDS	AVG	FC	LG	TD	PUNT RETURNS	NO	YDS	AVG	FC	LG	TD
T. Houshmandzadeh	1	2	2.0	0	2	0	D. Northcutt	2	20	10.0	0	17	0
[DOWNED]	3	0	0.0	0	0	0	[DOWNED]	2	0	0.0	0	0	0
[OUT OF BOUNDS]	1	0	0.0	0	0	0	[OUT OF BOUNDS]	1	0	0.0	0	0	0
RETURNS	1	2	2.0	0	2	0	RETURNS	2	20	10.0	0	17	0

CINCINNATI BENGALS						CLEVELAND BROWNS							
KICKOFF RETURNS	NO	YDS	AVG	FC	LG	TD	KICKOFF RETURNS	NO	YDS	AVG	FC	LG	TD
Ru. Johnson	2	35	17.5	0	22	0	A. King	1	27	27.0	0	27	0
L. Neal	2	10	5.0	0	8	0	A. Davis	1	1	1.0	0	1	0
[TOUCHBACK]	1	0	0.0	0	0	0							
RETURNS	5	45	11.3	0	22	0	RETURNS	2	28	14.0	0	27	0

CINCINNATI BENGALS						CLEVELAND BROWNS													
FUMBLES	FUM	REC	YDS	TD	FORCED	REC	YDS	TD	BDS	FUMBLES	FUM	REC	YDS	TD	FORCED	REC	YDS	TD	BDS
G. Frerotte	2	0	0	0	0	0	0	0	0	M. Word	0	0	0	0	2	0	0	0	0
M. O'Dwyer	0	1	0	0	0	0	0	0	0										
R. Webb	0	1	0	0	0	0	0	0	0										
TOTAL	2	2	0	0	0	0	0	0	0	TOTAL	0	0	0	0	2	0	0	0	0

2002 REVIEW WEEK-BY-WEEK SUMMARIES



TEAM STATISTICS

	VISITOR BENGALS	HOME BROWNS
TOTAL FIRST DOWNS	28	15
By Rushing	10	3
By Passing	16	11
By Penalty	2	1
THIRD DOWN EFFICIENCY	9-17-53%	4-12-33%
FOURTH DOWN EFFICIENCY	0-2-0%	0-1-0%
TOTAL NET YARDS	357	265
Total Offensive Plays (inc. times thrown passing)	83	58
Average gain per offensive play	4.3	4.6
NET YARDS RUSHING	156	75
Total Rushing Plays	31	27
Average gain per rushing play	5.0	2.8
Tackles for a loss-number and yards	2-7	4-9
NET YARDS PASSING	201	190
Times thrown - yards lost attempting to pass	5-38	1-8
Gross yards passing	239	198
PASS ATTEMPTS-COMPLETIONS-HAD INTERCEPTED	47-26-3	30-17-0
Avg gain per pass play (inc.# thrown passing)	3.9	6.1
KICKOFFS Number-In End Zone-Touchbacks	2-0-0	5-2-1
PUNTS Number and Average	5-27.6	5-47.0
Had Blocked	0	0
FGs - PATs Had Blocked	0-0	0-0
Net Punting Average	23.6	46.6
TOTAL RETURN YARDAGE (Not Including Kickoffs)	2	92
No. and Yards Punt Returns	1-2	2-20
No. and Yards Kickoff Returns	4-45	2-28
No. and Yards Interception Returns	0-0	3-72
PENALTIES Number and Yards	3-30	12-87
FUMBLES Number and Lost	2-0	0-0
TOUCHDOWNS	1	2
Rushing	0	0
Passing	1	2
EXTRA POINTS Made-Attempts	1-1	2-2
Kicking Made-Attempts	1-1	2-2
FIELD GOALS Made-Attempts	0-0	2-2
RED ZONE EFFICIENCY	0-1-0%	2-2-100%
GOAL TO GO EFFICIENCY	0-0-0%	1-1-100%
SAFETIES	0	0
FINAL SCORE	7	20
TIME OF POSSESSION	31:18	28:40

DEFENSIVE STATISTICS

PLAYER	TACKLES			TFL	SACKS	YDS	PRESS.	HITS	INTS	YDS	PBU	FUMBLES		SAFETIES
	TOTAL	SOLO	ASST.									FOR.	REC.	
Robert Griffith	13	6	7	0	0	0	0	0	1	0	0	0	0	0
Earl Holmes	10	8	1	1	0	0	0	0	0	0	0	0	0	0
Brant Boyer	9	6	3	0	1	3	0	0	1	1	0	0	0	0
Darren Hambrick	7	4	3	0	0	0	0	0	0	0	0	0	0	0
Daylon McCutcheon	6	5	1	0	0	0	0	0	0	0	0	0	0	0
Kalvin Pearson	5	5	0	0	0	0	0	0	0	0	0	0	0	0
Devin Bush	5	4	1	0	0	0	0	0	0	0	1	0	0	0
Mark Word	4	4	0	0	3	30	3	2	0	0	0	2	0	0
Lewis Sanders	3	3	0	0	0	0	0	0	0	0	0	0	0	0
Corey Fuller	3	2	1	0	0	0	0	0	0	0	1	0	0	0
Orpheus Roye	3	2	1	0	0	0	5	1	0	0	0	0	0	0
Anthony Henry	2	2	0	0	0	0	0	0	0	0	2	0	0	0
Kenard Lang	2	1	0	1	1	5	1	0	1	71	0	0	0	0
Dwayne Rudd	2	1	1	0	0	0	0	0	0	0	0	0	0	0
Gerard Warren	2	0	2	0	0	0	4	1	0	0	1	0	0	0
Mark Smith	1	1	0	0	0	0	0	0	0	0	0	0	0	0
Kevin Bentley	1	1	0	0	0	0	0	0	0	0	0	0	0	0
Tyrone Rogers	0	0	0	0	0	0	0	0	0	0	0	0	0	0
Alvin McKinley	0	0	0	0	0	0	0	0	0	0	0	0	0	0
TEAM	0	0	0	0	0	0	0	0	0	0	0	0	0	0
BROWNS TOTALS	78	55	21	2	5	38	13	4	3	72	5	2	0	0

CLEVELAND BROWNS SPECIAL TEAMS STATISTICS VS. CINCINNATI

PLAYER	TACKLES			FUMBLES		BLOCKED			TDS	SAFETIES
	TOTAL	SOLO	ASST.	FOR.	REC.	PATS	FGS	PUNTS		
Chris Akins	4	3	1	0	0	0	0	0	0	0
R.J. Bowers	1	1	0	0	0	0	0	0	0	0
Kevin Bentley	1	1	0	0	0	0	0	0	0	0
Brant Boyer	1	0	1	0	0	0	0	0	0	0
BROWNS TOTALS	7	5	2	0	0	0	0	0	0	0

STARTING LINEUPS

CLEVELAND BROWNS					TENNESSEE TITANS				
OFFENSE			DEFENSE		OFFENSE			DEFENSE	
WR 81	Q. Morgan	LE 96	K. Lang	WR 85	D. Mason	LE 93	K. Carter		
LT 77	R. Verba	LT 94	G. Warren	LT 72	B. Hopkins	LT 78	J. Thornton		
LG 79	B. Stokes	RT 99	O. Roye	LG 69	Z. Piller	RT 92	H. Ford		
C 60	S. O'Hara	RE 92	C. Brown	C 64	G. DiNapoli	RE 97	C. Hall		
RG 66	P. Zukauskas	SLB 56	D. Hambrick	RG 75	B. Olson	DB 30	D. Mitchell		
RT 69	R. Chanoine	MLB 50	E. Holmes	RT 71	F. Miller	MLB 57	F. Chamberlain		
TE 83	M. Campbell	WLB 57	D. Rudd	TE 89	F. Wycheck	RB 53	K. Bulluck		
WR 87	A. Davis	LCB 25	C. Fuller	WR 87	K. Dyson	LCB 22	A. Dyson		
QB 2	T. Couch	RCB 33	D. McCutcheon	QB 9	S. McNair	RCB 21	S. Rolle		
RB 30	J. White	SS 24	R. Griffith	FB 33	G. Comella	SS 25	T. Williams		
WR 85	K. Johnson	FS 23	D. Bush	RB 27	E. George	FS 31	L. Schulters		

TEAM	1	2	3	4	OT	FINAL
Cleveland	7	0	7	14	3	31
Tennessee	7	14	0	7	0	28

SCORING SUMMARY

TEAM	Q	TIME	PLAY DESCRIPTION (EXTRA POINT) (DRIVE INFO)	V	H
Browns	1	10:55	A. Davis 14 yd. pass from T. Couch (Dawson kick) (7-78, 4:05)	7	0
Titans	1	1:40	E. George 2 yd. run (Nedney kick) (11-34, 5:23)	7	7
Titans	2	8:55	J. Simon 12 yd. pass from S. McNair (Nedney kick) (7-43, 3:42)	7	14
Titans	2	2:56	A. Dyson 16 yd. INT. return (Nedney kick)	7	21
Browns	3	1:25	D. Northcutt 74 yd. punt return (Dawson kick)	14	21
Titans	4	5:06	K. Dyson 7 yd. pass from McNair (Nedney kick) (3-9, 1:38)	14	28
Browns	4	2:35	A. Davis 12 yd. pass from T. Couch (Dawson kick) (9-42, 2:23)	21	28
Browns	4	0:12	D. Northcutt 8 yd. pass from T. Couch (Dawson kick) (9-42, 2:23)	28	28
Browns	4	10:47	P. Dawson 33 yd. field goal (8-65, 4:13)	31	28

INDIVIDUAL STATISTICS

CLEVELAND BROWNS										TENNESSEE TITANS															
RUSHING		ATT	YDS	AVG	LG	TD	PASSING		ATT	YDS	AVG	LG	TD	PASS RECEIVING		NO	YDS	AVG	LG	TD					
J. White		9	43	4.8	12	0	E. George		23	59	2.6	8	1	S. McNair		5	17	3.4	12	0					
W. Green		8	26	3.3	14	0	M. Green		4	9	2.3	7	0	J. Simon		1	1	1.0	1	0					
T. Couch		3	23	7.7	10	0	G. Comella		1	0	0.0	0	0	K. Dyson		1	7	7.0	7	1					
TOTAL		20	92	4.6	14	0	TOTAL		34	86	2.5	12	1	TOTAL		15	107	7.1	6	2					
PASSING		ATT	CMP	YDS	SK/YD	TD	LG	INT	RT	PASS RECEIVING		NO	YDS	AVG	LG	TD									
T. Couch		50	36	326	3/15	3	31	1	100.9	S. McNair		23	15	107	1/6	2	16	0	104.8						
TOTAL		50	36	326	3/15	3	31	1	100.9	TOTAL		23	15	107	1/6	2	16	0	104.8						
PASS RECEIVING		NO	YDS	AVG	LG	TD	INTERCEPTIONS		NO	YDS	AVG	LG	TD	PUNTING		NO	YDS	AVG	TB	IN20	LG				
K. Johnson		9	90	10.0	28	0	A. Dyson		1	16	16.0	16	1	C. Henrich		8	327	40.9	0	4	54				
J. White		9	38	4.2	9	0	TOTAL		1	16	16.0	16	1	TOTAL		8	327	40.9	0	4	54				
A. Davis		5	99	19.8	31	2	TOTAL		15	107	7.1	6	2	TOTAL		5	208	41.6	1	2	49				
Q. Morgan		5	40	8.0	17	0	TOTAL		36	326	9.1	31	3	TOTAL		5	208	41.6	1	2	49				
D. Northcutt		3	24	8.0	11	1	TOTAL		0	0	0.0	0	0	TOTAL		5	208	41.6	1	2	49				
M. Campbell		2	11	5.5	6	0	TOTAL		0	0	0.0	0	0	TOTAL		0	0	0.0	0	0	0				
S. Heiden		1	11	11.0	11	0	TOTAL		0	0	0.0	0	0	TOTAL		4	81	20.3	0	24	0				
A. Shea		1	8	8.0	8	0	TOTAL		0	0	0.0	0	0	TOTAL		2	0	0.0	0	0	0				
W. Green		1	5	5.0	5	0	TOTAL		4	81	20.3	0	24	0	TOTAL		4	81	20.3	0	24	0			
TOTAL		36	326	9.1	31	3	TOTAL		15	107	7.1	6	2	TOTAL		15	107	7.1	6	2					
INTERCEPTIONS		NO	YDS	AVG	LG	TD	PUNTING		NO	YDS	AVG	TB	IN20	LG	PUNT RETURNS		NO	YDS	AVG	FC	LG	TD			
A. Dyson		1	16	16.0	16	1	C. Henrich		8	327	40.9	0	4	54	J. Simon		1	30	30.0	1	30	0			
TOTAL		1	16	16.0	16	1	TOTAL		8	327	40.9	0	4	54	[DOWNED]		1	0	0.0	0	0	0			
TOTAL		0	0	0.0	0	0	TOTAL		1	0	0.0	0	0	0	[OUT OF BOUNDS]		1	0	0.0	0	0	0			
TOTAL		0	0	0.0	0	0	TOTAL		1	0	0.0	0	0	0	[TOUCHBACK]		1	0	0.0	0	0	0			
TOTAL		0	0	0.0	0	0	TOTAL		1	0	0.0	0	0	0	TOTAL		1	30	30.0	1	30	0			
KICKOFF RETURNS		NO	YDS	AVG	FC	LG	TD	KICKOFF RETURNS		NO	YDS	AVG	FC	LG	TD	RETURNS		NO	YDS	AVG	FC	LG	TD		
A. Davis		4	81	20.3	0	24	0	E. Berlin		2	38	19.0	0	23	0	E. Berlin		2	38	19.0	0	23	0		
[TOUCHBACK]		2	0	0.0	0	0	0	J. Simon		1	16	16.0	0	16	0	[TOUCHBACK]		1	0	0.0	0	0	0		
TOTAL		4	81	20.3	0	24	0	TOTAL		3	54	18.0	0	23	0	TOTAL		3	54	18.0	0	23	0		
FUMBLES		OWN	REC	YDS	TD	FORCED	OPP	REC	YDS	TD	FORCED	OPP	REC	YDS	TD	FORCED	OPP	REC	YDS	TD	FORCED	OPP	REC	YDS	TD
W. Green		2	0	0	0	0	0	0	0	0	0	0	0	0	0	0	0	0	0	0	0	0	0	0	0
A. Davis		1	1	0	0	0	0	0	0	0	0	0	0	0	0	0	0	0	0	0	0	0	0	0	0
D. Northcutt		1	0	0	0	0	0	0	0	0	0	0	0	0	0	0	0	0	0	0	0	0	0	0	0
TOTAL		4	1	0	0	0	0	0	0	0	0	0	0	0	0	0	0	0	0	0	0	0	0	0	0

TEAM STATISTICS

	VISITOR BROWNS	HOME TITANS
TOTAL FIRST DOWNS	26	13
By Rushing	5	5
By Passing	16	6
By Penalty	5	2
THIRD DOWN EFFICIENCY	8-15-53%	3-13-23%
FOURTH DOWN EFFICIENCY	0-0-0%	1-1-100%
TOTAL NET YARDS	403	187
Total Offensive Plays (inc. times thrown passing)	73	58
Average gain per offensive play	5.5	3.2
NET YARDS RUSHING	92	86
Total Rushing Plays	20	34
Average gain per rushing play	4.6	2.5
Tackles for a loss-number and yards	2-3	3-4
NET YARDS PASSING	311	101
Times thrown - yards lost attempting to pass	3-15	1-6
Gross yards passing	326	107
PASS ATTEMPTS-COMPLETIONS-HAD INTERCEPTED	50-36-1	23-15-0
Avg gain per pass play (inc.# thrown passing)	5.9	4.2
KICKOFFS Number-In End Zone-Touchbacks	5-2-1	6-4-2
PUNTS Number and Average	5-41.6	8-40.9
Had Blocked	0	0
FGs - PATs Had Blocked	0-0	0-0
Net Punting Average	31.6	27.8
TOTAL RETURN YARDAGE (Not Including Kickoffs)	105	46
No. and Yards Punt Returns	4-105	1-30
No. and Yards Kickoff Returns	4-81	3-54
No. and Yards Interception Returns	0-0	1-16
PENALTIES Number and Yards	7-57	14-96
FUMBLES Number and Lost	4-3	1-0
TOUCHDOWNS	4	4
Rushing	0	1
Passing	3	2
Interceptions	0	1
Punt Returns	1	0
EXTRA POINTS Made-Attempts	4-4	4-4
Kicking Made-Attempts	4-4	4-4
FIELD GOALS Made-Attempts	1-2	0-0
RED ZONE EFFICIENCY	3-4-75%	3-3-100%
GOAL TO GO EFFICIENCY	0-0-0%	2-2-100%
SAFETIES	0	0
FINAL SCORE	31	28
TIME OF POSSESSION	31:02	33:11

DEFENSIVE STATISTICS

PLAYER	TACKLES			TFL	SACKS	YDS	PRESS.	HITS	INTS	YDS	PBU	FUMBLES		SAFETIES
	TOTAL	SOLO	ASST.									FOR.	REC.	
Earl Holmes	10	7	2	1	0	0	0	0	0	0	0	0	0	0
Robert Griffith	8	5	3	0	0	0	0	0	0	0	0	1	1	0
Daylon McCutcheon	7	5	2	0	0	0	0	0	0	0	0	0	0	0
Dwayne Rudd	7	4	3	0	0	0	0	0	0	0	0	0	0	0
Darren Hambrick	7	2	5	0	0	0	0	0	0	0	0	0	0	0
Kenard Lang	6	3	2	1	1	6	1	0	0	0	0	1	0	0
Orpheus Roye	5	5	0	0	0	0	1	0	0	0	0	0	0	0
Courtney Brown	3	3	0	0	0	0	0	0	0	0	0	0	0	0
Gerard Warren	3	3	0	0	0	0	0	0	0	0	1	0	0	0
Kevin Bentley	3	3	0	0	0	0	0	0	0	0	0	0	0	0
Corey Fuller	3	1	2	0	0	0	0	0	0	0	0	0	0	0
Devin Bush	3	0	3	0	0	0	0	0	0	0	0	0	0	0
Andra Davis	2	2	0	0	0	0	0	0	0	0	0	0	0	0
Anthony Henry	1	1	0	0	0	0	0	0	0	0	1	0	0	0
Mark Word	1	0	1	0	0	0	1	0	0	0	0	0	0	0
Brant Boyer	0	0	0	0	0	0	0	0	0	0	0	0	0	0
Kalvin Pearson	0	0	0	0	0	0	0	0	0	0	0	0	0	0
Mark Smith	0	0	0	0	0	0	1	0	0	0	0	0	0	0
Tyrone Rogers	0	0	0	0	0	0	0	0	0	0	0	0	0	0
Lewis Sanders	0	0	0	0	0	0	0	0	0	0	0	0	0	0
BROWNS TOTALS	69	44	23	2	1	6	4	0	0	0	3	2	0	0

CLEVELAND BROWNS SPECIAL TEAMS STATISTICS AT TENNESSEE

PLAYER	TACKLES			FUMBLES		PATs	BLOCKED			SAFETIES
	TOTAL	SOLO	ASST.	FOR.	REC.		FGS	PUNTS	TDS	
Anthony Henry	2	1	1	0	0	0	0	0	0	0
Chris Akins	1	1	0	0	0	0	0	0	0	0
Chris Gardocki	1	1	0	0	0	0	0	0	0	0
Brant Boyer	1	1	0	0	0	0	0	0	0	0
Andra Davis	1	0	1	0	0	0	0	0	0	0
Jamel White	1	0	1	0	0	0	0	0	0	0
Steve Heiden	1	0	1	0	0	0	0	0	0	0
BROWNS TOTALS	8	4	4	0	0	0	0	0	0	0

4 PITTSBURGH STEELERS 16, CLEVELAND BROWNS 13 OT

SEPT. 29, 2002 • HEINZ FIELD • ATTENDANCE: 62,864

STARTING LINEUPS

CLEVELAND BROWNS						PITTSBURGH STEELERS							
OFFENSE			DEFENSE			OFFENSE			DEFENSE				
WR 81	Q. Morgan	LE 96	K. Lang	WR 80	P. Burress	DE 91	A. Smith	LT 77	R. Verba	LT 72	W. Gandy	NT 98	C. Hampton
LG 79	B. Stokes	RT 99	O. Roye	LG 66	A. Faneca	DE 67	K. Von Oelhoffen	C 60	S. O'Hara	C 64	J. Hartings	LOL 92	J. Gildon
RG 66	P. Zukauskas	SLB 56	D. Hambrick	RT 73	K. Simmons	LILB 51	J. Farris	RB 72	R. Tucker	MLB 50	E. Holmes	RILB 50	L. Foote
TE 83	M. Campbell	WLB 57	D. Rudd	TE 87	M. Bruener	ROLB 55	J. Porter	WR 85	K. Johnson	LCB 25	C. Fuller	DB 26	D. Townsend
QB 2	T. Couch	RCB 33	D. McCutcheon	QB 10	K. Stewart	FS 27	B. Alexander	RB 30	J. White	SS 24	R. Griffith	LCB 30	C. Scott
WR 87	A. Davis	FS 23	D. Bush	FB 35	D. Kreider	RCB 20	D. Washington						

TEAM	1	2	3	4	OT	FINAL
Cleveland	3	3	0	7	0	13
Pittsburgh	0	6	0	7	3	16

SCORING SUMMARY

TEAM	Q	TIME	PLAY DESCRIPTION (EXTRA POINT) (DRIVE INFO)	V	H
Browns	1	8:11	P. Dawson 28 yd. field goal (11-50, 5:12)	3	0
Browns	2	4:21	P. Dawson 28 yd. field goal (12-77, 4:41)	6	0
Steelers	2	6:30	T. Peterson 19 yd. field goal (13-74, 7:51)	6	3
Steelers	2	0:23	T. Peterson 27 yd. field goal (9-25, 2:33)	6	6
Browns	4	14:57	J. White 4 yd. run (Dawson kick) (7-41, 2:57)	13	6
Steelers	4	2:02	P. Burress 10 yd. pass from T. Maddox (Peterson kick) (7-77, 2:12)	13	13
Steelers	5	7:46	T. Peterson 31 yd. field goal (11-52, 5:24)	13	16

INDIVIDUAL STATISTICS

CLEVELAND BROWNS							PITTSBURGH STEELERS											
RUSHING	ATT	YDS	AVG	LG	TD		RUSHING	ATT	YDS	AVG	LG	TD						
J. White	16	105	6.6	54	1		K. Stewart	7	30	4.3	9	0						
W. Green	7	16	2.3	7	0		J. Bettis	14	24	1.7	5	0						
T. Couch	1	2	2.0	2	0		C. Fuamatu-Ma'afala	5	20	4.0	7	0						
							A. Zereoue	4	10	2.5	5	0						
							A. Randle El	2	8	4.0	8	0						
							T. Maddox	2	1	0.5	2	0						
TOTAL	24	123	5.1	54	1		TOTAL	34	93	2.7	9	0						
PASSING	ATT	CMP	YDS	SK/YD	TD	LG	INT	RT		PASSING	ATT	CMP	YDS	SK/YD	TD	LG	INT	RT
T. Couch	29	16	144	3/22	0	30	2	40.0		K. Stewart	25	15	143	0/0	0	29	1	59.2
										T. Maddox	13	11	122	0/0	1	21	1	99.4
										A. Randle El	1	0	0/0	0	0	0	0	39.6
TOTAL	29	16	144	3/22	0	30	2	40.0		TOTAL	39	26	265	0/0	1	29	2	73.1
PASS RECEIVING	NO	YDS	AVG	LG	TD		PASS RECEIVING	NO	YDS	AVG	LG	TD						
D. Northcutt	4	38	9.5	15	0		H. Ward	9	104	11.6	29	0						
K. Johnson	3	23	7.7	8	0		P. Burress	7	84	12.0	21	1						
J. White	3	14	4.7	8	0		A. Randle El	5	51	10.2	20	0						
A. Davis	2	36	18.0	30	0		T. Mathis	3	25	8.3	12	0						
A. Shea	2	22	11.0	18	0		A. Zereoue	1	3	3.0	3	0						
M. Campbell	2	11	5.5	8	0		M. Bruener	1	-2	-2.0	-2	0						
TOTAL	16	144	9.0	30	0		TOTAL	26	265	10.2	29	0						
INTERCEPTIONS	NO	YDS	AVG	LG	TD		INTERCEPTIONS	NO	YDS	AVG	LG	TD						
R. Griffith	1	0	0.0	0	0		J. Porter	1	27	27.0	27	0						
A. Davis	1	0	0.0	0	0		C. Scott	1	0	0.0	0	0						
TOTAL	2	0	0.0	0	0		TOTAL	2	27	13.5	27	0						
PUNTING	NO	YDS	AVG	TB	IN20	LG	PUNTING	NO	YDS	AVG	TB	IN20	LG					
C. Gardocki	5	233	46.6	0	3	53	J. Miller	4	169	42.3	0	1	62					
							[BLOCKED]	1	0	0.0	0	0	0					
TOTAL	5	233	46.6	0	3	53	TOTAL	5	169	33.8	0	1	62					
PUNT RETURNS	NO	YDS	AVG	FC	LG	TD	PUNT RETURNS	NO	YDS	AVG	FC	LG	TD					
D. Northcutt	2	2	1.0	1	2	0	A. Randle El	4	14	3.5	1	7	0					
L. Sanders	0	19	0.0	0	19	0												
[DOWNED]	1	0	0.0	0	0	0												
RETURNS	2	21	10.5	1	19	0	RETURNS	4	14	3.5	1	7	0					
KICKOFF RETURNS	NO	YDS	AVG	FC	LG	TD	KICKOFF RETURNS	NO	YDS	AVG	FC	LG	TD					
A. Davis	1	32	32.0	0	32	0	A. Randle El	3	81	27.0	0	33	0					
M. Campbell	1	14	14.0	0	14	0	L. Mays	2	49	24.5	0	32	0					
A. Davis	1	0	0.0	0	0	0												
J. White	0	11	0.0	0	11	0												
[OUT OF BOUNDS]	1	0	0.0	0	0	0												
RETURNS	3	57	19.0	0	32	0	RETURNS	5	130	26.0	0	33	0					
FUMBLES	OWN	REC	YDS	TD	FORCED	OPP	REC	YDS	TD	FORCED	OPP	REC	YDS	TD	BDS			
A. Henry	0	0	0	0	2	0	0	0	0	0	0	0	0	0	0			
TOTAL	0	0	0	0	2	0	0	0	0	0	0	0	0	0	0			

2002 REVIEW WEEK-BY-WEEK SUMMARIES



TEAM STATISTICS

	VISITOR BROWNS	HOME STEELERS
TOTAL FIRST DOWNS	13	21
By Rushing	4	6
By Passing	7	14
By Penalty	2	1
THIRD DOWN EFFICIENCY	5-14-36%	5-14-36%
FOURTH DOWN EFFICIENCY	0-0-0%	1-1-100%
TOTAL NET YARDS	245	358
Total Offensive Plays (inc. times thrown passing)	56	73
Average gain per offensive play	4.4	4.9
NET YARDS RUSHING	123	93
Total Rushing Plays	24	34
Average gain per rushing play	5.1	2.7
Tackles for a loss-number and yards	3-1	3-3
NET YARDS PASSING	122	265
Times thrown - yards lost attempting to pass	3-22	0-0
Gross yards passing	144	265
PASS ATTEMPTS-COMPLETIONS-HAD INTERCEPTED	29-16-2	39-26-2
Avg gain per pass play (inc.# thrown passing)	3.8	6.8
KICKOFFS Number-In End Zone-Touchbacks	5-2-0	4-0-0
PUNTS Number and Average	5-46.6	5-33.8
Had Blocked	0	1
FGs - PATs Had Blocked	0-0	1-0
Net Punting Average	43.8	29.6
TOTAL RETURN YARDAGE (Not Including Kickoffs)	21	41
No. and Yards Punt Returns	2-21	4-14
No. and Yards Kickoff Returns	3-57	5-130
No. and Yards Interception Returns	2-0	2-27
PENALTIES Number and Yards	7-50	7-45
FUMBLES Number and Lost	0-0	3-0
TOUCHDOWNS	1	1
Rushing	1	0
Passing	0	1
EXTRA POINTS Made-Attempts	1-1	1-1
Kicking Made-Attempts	1-1	1-1
FIELD GOALS Made-Attempts	2-3	3-4
RED ZONE EFFICIENCY	1-3-33%	1-4-25%
GOAL TO GO EFFICIENCY	1-2-50%	0-3-0%
SAFETIES	0	0
FINAL SCORE	13	16
TIME OF POSSESSION	29:01	38:13

DEFENSIVE STATISTICS

PLAYER	TACKLES			TFL	SACKS	YDS	PRESS.	HITS	INTS	YDS	PBU	FUMBLES			SAFETIES
	TOTAL	SOLO	ASST.									FOR.	REC.		
Orpheus Roye	11	5	4	2	0	0	1	2	0	0	0	0	0	0	
Robert Griffith	10	7	3	0	0	0	0	0	1	0	0	0	0	0	
Gerard Warren	8	4	3	1	0	0	1	1	0	0	0	0	0	0	
Anthony Henry	6	6	0	0	0	0	0	0	0	0	1	1	0	0	
Earl Holmes	6	3	2	1	0	0	0	0	0	0	0	0	0	0	
Kevin Bentley	6	3	3	0	0	0	0	0	0	0	0	0	0	0	
Dwayne Rudd	6	2	4	0	0	0	0	0	0	0	0	0	0	0	
Courtney Brown	4	4	0	0	0	0	0	2	0	0	1	0	0	0	
Earl Little	4	4	0	0	0	0	0	0	0	0	0	0	0	0	
Lewis Sanders	4	4	0	0	0	0	0	0	0	0	0	0	0	0	
Darren Hambrick	4	3	1	0	0	0	0	0	0	0	0	0	0	0	
Kenard Lang	4	3	1	0	0	0	1	1	0	0	0	0	0	0	
Devin Bush	4	2	1	1	0	0	0	0	0	0	1	0	0	0	
Corey Fuller	3	3	0	0	0	0	0	0	0	0	0	0	0	0	
Alvin McKinley	3	0	3	0	0	0	0	0	0	0	0	0	0	0	
Daylon McCutcheon	1	1	0	0	0	0	0	0	0	0	1	0	0	0	
Andra Davis	1	1	0	0	0	0	0	0	1	0	0	0	0	0	
Kalvin Pearson	1	1	0	0	0	0	0	0	0	0	0	0	0	0	
Mark Word	0	0	0	0	0	0	1	1	0	0	0	0	0	0	
Tyrone Rogers	0	0	0	0	0	0	0	0	0	0	0	0	0	0	
BROWNS TOTALS	86	56	25	5	0	0	4	7	2	0	4	1	0	0	

CLEVELAND BROWNS SPECIAL TEAMS STATISTICS AT PITTSBURGH

PLAYER	TACKLES			FUMBLES		PATs	BLOCKED		TDS	SAFETIES
	TOTAL	SOLO	ASST.	FOR.	REC.		FGS	PUNTS		
Anthony Henry	3	3	0	1	0	0	0	0	0	0
Andra Davis	3	3	0	0	0	0	0	0	0	0
Lewis Sanders	1	1	0	0	0	0	0	0	0	0
Kevin Bentley	1	1	0	0	0	0	0	1	0	0
Brant Boyer	1	1	0	0	0	0	0	0	0	0
R. J. Bowers	1	1	0	0	0	0	0	0	0	0
Jamel White	1	1	0	0	0	0	0	0	0	0
Steve Heiden	1	1	0	0	0	0	0	0	0	0
James Jackson	1	0	1	0	0	0	0	0	0	0
Alvin McKinley	0	0	0	0	0	0	1	0	0	0
BROWNS TOTALS	13	12	1	1	0	0	1	1	0	0

BALTIMORE RAVENS 26, CLEVELAND BROWNS 21

OCT. 6, 2002 • CLEVELAND BROWNS STADIUM • ATTENDANCE: 73,688

STARTING LINEUPS

BALTIMORE RAVENS					CLEVELAND BROWNS				
OFFENSE			DEFENSE		OFFENSE			DEFENSE	
WR 89	T. Taylor	LDE 98	A. Weaver	WR 81	Q. Morgan	LDE 96	K. Lang		
LT 75	J. Ogden	NT 97	K. Gregg	LT 77	R. Verba	LDT 94	G. Warren		
LG 64	E. Multitalo	RDE 96	A. Thomas	LG 79	B. Stokes	RDE 99	O. Roye		
C 62	M. Flynn	LOLB 90	C. Brown	C 64	D. Wohlabaugh	RDT 92	C. Brown		
RG 66	B. Anderson	LILB 56	E. Hartwell	RG 60	S. O'Hara	SLB 56	D. Hambrick		
RT 77	E. Brooks	RILB 52	R. Lewis	RT 72	R. Tucker	MLB 50	E. Holmes		
TE 86	T. Heap	ROLB 58	P. Boulware	TE 83	M. Campbell	WLB 57	D. Rudd		
WR 80	B. Stokley	LCB 21	C. McAlister	WR 85	K. Johnson	LCB 37	A. Henry		
QB 7	C. Redman	RCB 28	G. Baxter	QB 2	T. Couch	RCB 33	D. McCutcheon		
RB 31	J. Lewis	SS 47	W. Demps	RB 31	W. Green	SS 24	R. Griffith		
TE 88	J. Jones	FS 20	E. Reed	TE 80	A. Shea	FS 23	D. Bush		
TEAM	1	2	3	4	FINAL				
Baltimore	0	13	10	3	26				
Cleveland	0	0	0	21	21				

SCORING SUMMARY

TEAM	Q	TIME	PLAY DESCRIPTION (EXTRA POINT) (DRIVE INFO)	V	H
Ravens	2	9:51	B. Stokley 30 yd. pass from C. Redman (Stover kick) (11-84, 4:50)	7	0
Ravens	2	5:46	M. Stover 43 yd. field goal (7-16, 3:49)	10	0
Ravens	2	0:00	M. Stover 28 yd. field goal (6-48, 2:42)	13	0
Ravens	3	13:21	B. Stokley 35 yd. pass from C. Redman (Stover kick) (3-56, 0:39)	20	0
Ravens	3	3:01	M. Stover 27 yd. field goal (5-84, 2:22)	23	0
Browns	4	14:15	M. Campbell 2 yd. pass from T. Couch (Morgan run) (7-69, 3:46)	23	8
Browns	4	7:53	D. Northcutt 37 yd. pass from K. Holcomb (Dawson kick) (7-98, 2:59)	23	15
Ravens	4	3:30	M. Stover 28 yd. field goal (7-25, 2:35)	26	15
Browns	4	0:58	D. Northcutt 17 yd. pass from K. Holcomb (run failed) (10-76, 2:32)	26	21

INDIVIDUAL STATISTICS

BALTIMORE RAVENS										CLEVELAND BROWNS											
RUSHING		ATT	YDS	AVG	LG	TD	RUSHING			ATT	YDS	AVG	LG	TD							
J. Lewis	26	187	7.2	75	0	J. White	7	34	4.9	11	0										
B. Stokley	1	9	9.0	9	0	T. Couch	2	14	7.0	14	0										
C. Taylor	3	7	2.3	4	0	K. Holcomb	2	9	4.5	7	0										
C. Redman	2	2	1.0	1	0	D. Northcutt	1	7	7.0	7	0										
T. Taylor	2	-4	-2.0	1	0	W. Green	4	2	0.5	3	0										
TOTAL	34	201	5.9	75	0	Q. Morgan	1	-4	-4.0	-4	0										
PASSING	ATT	CMP	YDS	SK/YD	TD	LG	INT	RT	PASSING	ATT	CMP	YDS	SK/YD	TD	LG	INT	RT				
C. Redman	30	19	208	0/0	2	35	0	106.0	T. Couch	26	16	216	2/25	1	43	2	68.8				
TOTAL	30	19	208	0/0	2	35	0	106.0	K. Holcomb	23	13	180	0/0	2	37	2	74.5				
TOTAL	49	29	396	2/25	3	43	4	71.5													
PASS RECEIVING	NO	YDS	AVG	LG	TD	PASS RECEIVING	NO	YDS	AVG	LG	TD										
J. Lewis	5	26	5.2	8	0	D. Northcutt	8	165	20.6	43	2										
B. Stokley	4	78	19.5	35	2	A. Davis	5	73	14.6	29	0										
T. Heap	4	53	13.3	17	0	Q. Morgan	5	68	13.6	22	0										
T. Taylor	4	41	10.3	21	0	J. White	4	36	9.0	16	0										
C. Taylor	1	5	5.0	5	0	K. Johnson	4	36	9.0	13	0										
A. Ricard	1	5	5.0	5	0	M. Campbell	2	9	4.5	7	1										
TOTAL	19	208	10.9	35	2	A. Shea	1	9	9.0	9	0										
INTERCEPTIONS	NO	YDS	AVG	LG	TD	INTERCEPTIONS	NO	YDS	AVG	LG	TD										
E. Reed	1	59	59.0	59	0	TOTAL	0	0	0.0	0	0										
P. Boulware	1	6	6.0	6	0	PUNTING	NO	YDS	AVG	TB	IN20	LG									
R. Lewis	1	0	0.0	0	0	C. Gardocki	4	185	46.3	0	1	52									
C. McAlister	1	0	0.0	0	0	P. Dawson	1	16	16.0	0	1	16									
TOTAL	4	65	16.3	59	0	TOTAL	5	201	40.2	0	2	52									
PUNTING	NO	YDS	AVG	TB	IN20	LG	PUNTING	NO	YDS	AVG	TB	IN20	LG								
D. Zastudil	5	197	39.4	1	1	56	C. Gardocki	4	185	46.3	0	1	52								
TOTAL	5	197	39.4	1	1	56	P. Dawson	1	16	16.0	0	1	16								
PUNT RETURNS	NO	YDS	AVG	FC	LG	TD	PUNT RETURNS	NO	YDS	AVG	FC	LG	TD								
C. McAlister	3	48	16.0	0	28	0	D. Northcutt	3	24	8.0	1	12	0								
[DOWNED]	1	0	0.0	0	0	0	[TOUCHBACK]	1	0	0.0	0	0	0								
[OUT OF BOUNDS]	1	0	0.0	0	0	0	RETURNS	3	24	8.0	1	12	0								
RETURNS	3	48	16.0	0	28	0															
KICKOFF RETURNS	NO	YDS	AVG	FC	LG	TD	KICKOFF RETURNS	NO	YDS	AVG	FC	LG	TD								
R. Tate	2	26	13.0	0	15	0	A. Davis	4	88	22.0	0	28	0								
[TOUCHBACK]	1	0	0.0	0	0	0	A. King	1	18	18.0	0	18	0								
[TOUCHBACK]	1	0	0.0	0	0	0	RETURNS	5	106	21.2	0	28	0								
RETURNS	3	26	13.0	0	15	0															
FUMBLES	OWN	REC	YDS	TD	FORCED	OPP	YDS	TD	OUT	BDS	FUMBLES	FUM	REC	YDS	TD	FORCED	OPP	YDS	TD	OUT	BDS
J. Lewis	1	0	0	0	0	0	0	0	0	0	T. Couch	1	1	0	0	0	0	0	0	0	0
R. Lewis	0	0	0	0	0	1	1	0	0	0	Q. Morgan	1	0	0	0	0	0	0	0	0	0
J. Trapp	0	0	0	0	1	0	0	0	0	0	D. Wohlabaugh	1	0	-14	0	0	0	0	0	0	0
TOTAL	1	0	0	0	2	1	0	0	0	0	J. White	0	1	0	0	0	0	0	0	0	0
TOTAL	3	2	-14	0	1	1	0	0	0	0	O. Roye	0	0	0	0	1	0	0	0	0	0
TOTAL	3	2	-14	0	1	1	0	0	0	0	E. Holmes	0	0	0	0	1	0	0	0	0	0

TEAM STATISTICS

	VISITOR RAVENS	HOME BROWNS
TOTAL FIRST DOWNS	18	21
By Rushing	7	4
By Passing	9	14
By Penalty	2	3
THIRD DOWN EFFICIENCY	6-15-40%	7-15-47%
FOURTH DOWN EFFICIENCY	0-0-0%	2-2-100%
TOTAL NET YARDS	409	433
Total Offensive Plays (inc. times thrown passing)	64	68
Average gain per offensive play	6.4	6.4
NET YARDS RUSHING	201	62
Total Rushing Plays	34	17
Average gain per rushing play	5.9	3.6
Tackles for a loss-number and yards	2-6	2-6
NET YARDS PASSING	208	371
Times thrown - yards lost attempting to pass	0-0	2-25
Gross yards passing	208	396
PASS ATTEMPTS-COMPLETIONS-HAD INTERCEPTED	30-19-0	49-29-4
Avg gain per pass play (inc.# thrown passing)	6.9	7.3
KICKOFFS Number-In End Zone-Touchbacks	6-1-1	4-1-1
PUNTS Number and Average	5-39.4	5-40.2
Had Blocked	0	0
FGs - PATs Had Blocked	0-0	0-0
Net Punting Average	30.6	30.6
TOTAL RETURN YARDAGE (Not Including Kickoffs)	113	24
No. and Yards Punt Returns	3-48	3-24
No. and Yards Kickoff Returns	2-26	5-106
No. and Yards Interception Return	4-65	0-0
PENALTIES Number and Yards	7-65	9-117
FUMBLES Number and Lost	1-1	3-1
TOUCHDOWNS	2	3
Rushing	0	0
Passing	2	3
EXTRA POINTS Made-Attempts	2-2	2-3
Kicking Made-Attempts	2-2	1-1
Rushing Made-Attempts	0-0	1-2
FIELD GOALS Made-Attempts	4-4	0-0
RED ZONE EFFICIENCY	0-4-0%	2-3-67%
GOAL TO GO EFFICIENCY	0-1-0%	0-0-0%
SAFETIES	0	0
FINAL SCORE	26	21
TIME OF POSSESSION	30:51	29:09

DEFENSIVE STATISTICS

PLAYER	TACKLES				FUMBLES									
	TOTAL	SOLO	ASST.	TFL	SACKS	YDS	PRESS.	HITS	INTS	YDS	PBU	FOR.	REC.	SAFETIES
Earl Holmes	10	6	4	0	0	0	0	0	0	0	1	0	1	0
Courtney Brown	7	6	1	0	0	0	1	0	0	0	0	0	0	0
Devin Bush	7	5	2	0	0	0	0	0	0	0	0	0	0	0
Darren Hambrick	7	3	3	1	0	0	0	0	0	0	0	0	0	0
Anthony Henry	6	5	1	0	0	0	0	0	0	0	1	0	0	0
Kenard Lang	6	5	1	0	0	0	1	0	0	0	0	0	0	0
Dwayne Rudd	6	2	4	0	0	0	0	0	0	0	0	0	0	0
Orpheus Roye	4	4	0	0	0	0	0	0	0	0	1	0	0	0
Daylon McCutcheon	4	4	0	0	0	0	0	0	0	0	0	0	0	0
Robert Griffith	4	3	1	0	0	0	0	0	0	0	1	0	0	0
Earl Little	4	3	1	0	0	0	0	0	0	0	1	0	0	0
Gerard Warren	3	3	0	0	0	0	1	0	0	0	0	0	0	0
Kevin Bentley	2	2	0	0	0	0	0	0	0	0	0	0	0	0
Brant Boyer	2	1	1	0	0	0	0	0	0	0	0	0	0	0
Lewis Sanders	1	0	1	0	0	0	0	0	0	0	0	0	0	0
Alvin McKinley	1	0	1	0	0	0	0	0	0	0	0	0	0	0
Kalvin Pearson	1	0	1	0	0	0	0	0	0	0	0	0	0	0
Mark Word	1	0	1	0	0	0	1	0	0	0	0	0	0	0
Mark Smith	0	0	0	0	0	0	0	0	0	0	0	0	0	0
BROWNS TOTALS	76	52	23	1	0	0	4	0	0	0	4	1	1	0

CLEVELAND BROWNS SPECIAL TEAMS STATISTICS VS. BALTIMORE

PLAYER	TACKLES			FUMBLES		BLOCKED			TDS	SAFETIES
	TOTAL	SOLO	ASST.	FOR.	REC.	PATS	FGS	PUNTS		
Andra Davis	2	1	1	0	0	0	0	0	0	0
Andre King	1	0	1	0	0	0	0	0	0	0
Lewis Sanders	1	1	0	0	0	0	0	0	0	0
Ben Taylor	1	1	0	0	0	0	0	0	0	0
Kevin Bentley	1	1	0	0	0	0	0	0	0	0
Brant Boyer	1	1	0	0	0	0	0	0	0	0
BROWNS TOTALS	7	5	2	0	0	0	0	0	0	0

STARTING LINEUPS

CLEVELAND BROWNS				TAMPA BAY BUCCANEERS			
OFFENSE		DEFENSE		OFFENSE		DEFENSE	
WR 81	Q. Morgan	LE 96	K. Lang	WR 19	K. Johnson	LDE 94	G. Spires
LT 77	R. Verba	LT 94	G. Warren	LT 72	R. Oben	DT 99	W. Sapp
LG 79	B. Stokes	RT 99	O. Roye	LG 71	K. Jenkins	DE 92	A. McFarland
C 67	M. Fowler	RE 92	C. Brown	C 62	J. Christy	RDE 97	S. Rice
RG 60	S. O'Hara	SLB 56	D. Hambrick	RG 60	C. Coleman	SLB 51	A. Singleton
RT 72	R. Tucker	MLB 50	E. Holmes	RT 67	K. Walker	MLB 53	S. Quarles
TE 83	M. Campbell	WLB 57	D. Rudd	TE 85	K. Dilger	WLB 55	D. Brooks
WR 85	K. Johnson	LCB 37	A. Henry	WR 87	K. McCardell	RCB 20	R. Barber
QB 2	T. Couch	RCB 33	D. McCutcheon	QB 14	B. Johnson	LCB 25	B. Kelly
RB 30	J. White	SS 20	E. Little	FB 40	M. Alstott	SS 47	J. Lynch
TE 80	A. Shea	FS 23	D. Bush	RB 32	M. Pittman	FS 34	D. Jackson

TEAM	1	2	3	4	FINAL
Cleveland	0	0	0	3	3
Tampa Bay	7	3	0	7	17

SCORING SUMMARY

TEAM	Q	TIME	PLAY DESCRIPTION (EXTRA POINT) (DRIVE INFO)	V	H
Buccaneers	1	9:01	M. Alstott 1 yd. run (Gramatica kick) (5-80, 2:57)	0	7
Buccaneers	2	2:41	M. Gramatica 33 yd. field goal (6-12, 2:17)	0	10
Buccaneers	4	14:51	M. Alstott 17 yd. run (Gramatica kick) (5-55, 2:19)	0	17
Browns	4	11:45	P. Dawson 50 yd. field goal (9-42, 3:06)	3	17

INDIVIDUAL STATISTICS

CLEVELAND BROWNS										TAMPA BAY BUCCANEERS																			
RUSHING	ATT	YDS	AVG	LG	TD	RUSHING	ATT	YDS	AVG	LG	TD	RUSHING	ATT	YDS	AVG	LG	TD	PASSING	ATT	CMP	YDS	SK/YD	TD	LG	INT	RT			
J. White	9	38	4.2	15	0	M. Alstott	17	126	7.4	25	2	M. Alstott	17	126	7.4	25	2	B. Johnson	32	15	194	0/0	0	64	1	53.4			
W. Green	8	22	2.8	6	0	M. Pittman	16	53	3.3	15	0	A. Stecker	3	11	3.7	9	0	B. Johnson	1	5	5.0	5	0						
Q. Morgan	1	0	0.0	0	0	A. Stecker	3	11	3.7	9	0	B. Johnson	1	5	5.0	5	0	T. Tupa	1	-9	-9.0	-9	0						
T. Tupa	1	0	0.0	0	0	T. Tupa	1	-9	-9.0	-9	0	TOTAL	38	186	4.9	25	2	TOTAL	32	15	194	0/0	0	64	1	53.4			
TOTAL	18	60	3.3	15	0	TOTAL	38	186	4.9	25	2	TOTAL	32	15	194	0/0	0	64	1	53.4									
PASSING	ATT	CMP	YDS	SK/YD	TD	LG	INT	RT	PASSING	ATT	CMP	YDS	SK/YD	TD	LG	INT	RT	PASS RECEIVING	NO	YDS	AVG	LG	TD	PASS RECEIVING	NO	YDS	AVG	LG	TD
T. Couch	40	20	151	2/17	0	23	1	49.1	B. Johnson	32	15	194	0/0	0	64	1	53.4	M. Pittman	5	95	19.0	64	0	K. Johnson	4	64	16.0	22	0
TOTAL	40	20	151	2/17	0	23	1	49.1	TOTAL	32	15	194	0/0	0	64	1	53.4	M. Alstott	2	13	6.5	8	0	M. Alstott	2	13	6.5	8	0
J. White	10	34	3.4	13	0	M. Pittman	5	95	19.0	64	0	K. Johnson	4	64	16.0	22	0	K. Dilger	2	12	6.0	12	0	K. McCardell	1	7	7.0	7	0
D. Northcutt	4	74	18.5	23	0	K. Johnson	4	64	16.0	22	0	M. Alstott	2	13	6.5	8	0	R. Dudley	1	3	3.0	3	0	R. Dudley	1	3	3.0	3	0
Q. Morgan	2	16	8.0	11	0	M. Alstott	2	13	6.5	8	0	M. Alstott	2	13	6.5	8	0	TOTAL	15	194	12.9	64	0	TOTAL	15	194	12.9	64	0
K. Johnson	2	11	5.5	9	0	K. Dilger	2	12	6.0	12	0	K. Dilger	2	12	6.0	12	0	TOTAL	15	194	12.9	64	0	TOTAL	15	194	12.9	64	0
S. Heiden	1	12	12.0	12	0	K. McCardell	1	7	7.0	7	0	K. McCardell	1	7	7.0	7	0	TOTAL	15	194	12.9	64	0	TOTAL	15	194	12.9	64	0
A. Davis	1	4	4.0	4	0	R. Dudley	1	3	3.0	3	0	R. Dudley	1	3	3.0	3	0	TOTAL	15	194	12.9	64	0	TOTAL	15	194	12.9	64	0
TOTAL	20	151	7.6	23	0	TOTAL	15	194	12.9	64	0	TOTAL	15	194	12.9	64	0	TOTAL	15	194	12.9	64	0	TOTAL	15	194	12.9	64	0
INTERCEPTIONS	NO	YDS	AVG	LG	TD	INTERCEPTIONS	NO	YDS	AVG	LG	TD	INTERCEPTIONS	NO	YDS	AVG	LG	TD	INTERCEPTIONS	NO	YDS	AVG	LG	TD	INTERCEPTIONS	NO	YDS	AVG	LG	TD
E. Little	1	7	7.0	7	0	R. Barber	1	9	9.0	9	0	R. Barber	1	9	9.0	9	0	R. Barber	1	9	9.0	9	0	R. Barber	1	9	9.0	9	0
TOTAL	1	7	7.0	7	0	TOTAL	1	9	9.0	9	0	TOTAL	1	9	9.0	9	0	TOTAL	1	9	9.0	9	0	TOTAL	1	9	9.0	9	0
PUNTING	NO	YDS	AVG	TB	IN20	LG	PUNTING	NO	YDS	AVG	TB	IN20	LG	PUNTING	NO	YDS	AVG	TB	IN20	LG	PUNTING	NO	YDS	AVG	TB	IN20	LG		
C. Gardocki	9	422	46.9	2	0	59	T. Tupa	4	165	41.3	2	1	50	T. Tupa	4	165	41.3	2	1	50	T. Tupa	4	165	41.3	2	1	50		
TOTAL	9	422	46.9	2	0	59	TOTAL	4	165	41.3	2	1	50	TOTAL	4	165	41.3	2	1	50	TOTAL	4	165	41.3	2	1	50		
PUNT RETURNS	NO	YDS	AVG	FC	LG	TD	PUNT RETURNS	NO	YDS	AVG	FC	LG	TD	PUNT RETURNS	NO	YDS	AVG	FC	LG	TD	PUNT RETURNS	NO	YDS	AVG	FC	LG	TD		
D. Northcutt	1	30	30.0	1	30	0	K. Williams	6	120	20.0	0	43	0	K. Williams	6	120	20.0	0	43	0	K. Williams	6	120	20.0	0	43	0		
[TOUCHBACK]	2	0	0.0	0	0	0	[OUT OF BOUNDS]	1	0	0.0	0	0	0	[OUT OF BOUNDS]	1	0	0.0	0	0	0	[OUT OF BOUNDS]	1	0	0.0	0	0	0		
TOTAL	1	30	30.0	1	30	0	[TOUCHBACK]	2	0	0.0	0	0	0	[TOUCHBACK]	2	0	0.0	0	0	0	[TOUCHBACK]	2	0	0.0	0	0	0		
RETURNS	NO	YDS	AVG	FC	LG	TD	RETURNS	NO	YDS	AVG	FC	LG	TD	RETURNS	NO	YDS	AVG	FC	LG	TD	RETURNS	NO	YDS	AVG	FC	LG	TD		
A. Davis	2	41	20.5	0	23	0	A. Stecker	2	60	30.0	0	31	0	A. Stecker	2	60	30.0	0	31	0	A. Stecker	2	60	30.0	0	31	0		
Q. Morgan	1	24	24.0	0	24	0	TOTAL	2	60	30.0	0	31	0	TOTAL	2	60	30.0	0	31	0	TOTAL	2	60	30.0	0	31	0		
[DOWNED]	1	0	0.0	0	0	0	TOTAL	2	60	30.0	0	31	0	TOTAL	2	60	30.0	0	31	0	TOTAL	2	60	30.0	0	31	0		
TOTAL	3	65	21.7	0	24	0	TOTAL	2	60	30.0	0	31	0	TOTAL	2	60	30.0	0	31	0	TOTAL	2	60	30.0	0	31	0		
FUMBLES	OWN	REC	YDS	TD	FORCED	REC	YDS	TD	BDS	FUMBLES	OWN	REC	YDS	TD	FORCED	REC	YDS	TD	BDS	FUMBLES	OWN	REC	YDS	TD	FORCED	REC	YDS	TD	BDS
TOTAL	0	0	0	0	0	0	0	0	0	TOTAL	0	0	0	0	0	0	0	0	0	0	TOTAL	0	0	0	0	0	0	0	0

TEAM STATISTICS

	VISITOR BROWNS	HOME BUCCANEERS
TOTAL FIRST DOWNS	11	22
By Rushing	3	11
By Passing	6	8
By Penalty	2	3
THIRD DOWN EFFICIENCY	6-17-35%	6-14-43%
FOURTH DOWN EFFICIENCY	0-0-0%	0-1-0%
TOTAL NET YARDS	194	380
Total Offensive Plays (inc. times thrown passing)	60	70
Average gain per offensive play	3.2	5.4
NET YARDS RUSHING	60	186
Total Rushing Plays	18	38
Average gain per rushing play	3.3	4.9
Tackles for a loss-number and yards	0-0	4-13
NET YARDS PASSING	134	194
Times thrown - yards lost attempting to pass	2-17	0-0
Gross yards passing	151	194
PASS ATTEMPTS-COMPLETIONS-HAD INTERCEPTED	40-20-1	32-15-1
Avg gain per pass play (inc.# thrown passing)	3.2	6.1
KICKOFFS Number-In End Zone-Touchbacks	2-1-0	4-2-0
PUNTS Number and Average	9-46.9	4-41.3
Had Blocked	0	0
FGs - PATs Had Blocked	0-0	1-0
Net Punting Average	29.1	23.8
TOTAL RETURN YARDAGE (Not Including Kickoffs)	37	129
No. and Yards Punt Returns	1-30	6-120
No. and Yards Kickoff Returns	3-65	2-60
No. and Yards Interception Returns	1-7	1-9
PENALTIES Number and Yards	8-66	5-45
FUMBLES Number and Lost	0-0	0-0
TOUCHDOWNS	0	2
Rushing	0	2
Passing	0	0
EXTRA POINTS Made-Attempts	0-0	2-2
Kicking Made-Attempts	0-0	2-2
FIELD GOALS Made-Attempts	1-1	1-3
RED ZONE EFFICIENCY	0-0-0%	2-7-29%
GOAL TO GO EFFICIENCY	0-0-0%	1-2-50%
SAFETIES	0	0
FINAL SCORE	3	17
TIME OF POSSESSION	26:26	33:34

DEFENSIVE STATISTICS

PLAYER	TACKLES			TFL	SACKS	YDS	PRESS.	HITS	INTS	YDS	PBU	FUMBLES		SAFETIES
	TOTAL	SOLO	ASST.									FOR.	REC.	
Anthony Henry	7	7	0	0	0	0	0	0	0	0	0	0	0	0
Darren Hambrick	7	4	3	0	0	0	0	0	0	0	0	1	0	0
Earl Little	7	4	3	0	0	0	0	0	1	7	1	0	0	0
Earl Holmes	7	3	4	0	0	0	0	0	0	0	1	0	0	0
Devin Bush	6	5	1	0	0	0	0	0	0	0	1	0	0	0
Orpheus Roye	6	4	1	1	0	0	2	1	0	0	0	0	0	0
Kenard Lang	5	2	2	1	0	0	1	0	0	0	1	0	0	0
Corey Fuller	4	2	2	0	0	0	0	0	0	0	0	1	0	0
Gerard Warren	4	2	2	0	0	0	2	3	0	0	0	0	0	0
Alvin McKinley	4	2	2	0	0	0	1	0	0	0	2	0	0	0
Ben Taylor	4	1	3	0	0	0	0	0	0	0	0	0	0	0
Dwayne Rudd	3	3	0	0	0	0	0	0	0	0	0	0	0	0
Daylon McCutcheon	3	3	0	0	0	0	0	0	0	0	0	0	0	0
Kevin Bentley	3	3	0	0	0	0	0	0	0	0	0	0	0	0
Courtney Brown	3	1	1	1	0	0	1	2	0	0	0	0	0	0
Brant Boyer	3	1	2	0	0	0	0	0	0	0	0	0	0	0
Mark Word	3	1	1	1	0	0	1	1	0	0	0	0	0	0
Mark Smith	1	1	0	0	0	0	0	0	0	0	0	0	0	0
Robert Griffith	0	0	0	0	0	0	0	0	0	0	0	0	0	0
Michael Jameson	0	0	0	0	0	0	0	0	0	0	0	0	0	0
Andra Davis	0	0	0	0	0	0	0	0	0	0	0	0	0	0
Lewis Sanders	0	0	0	0	0	0	0	0	0	0	0	0	0	0
BROWNS TOTALS	80	49	27	4	0	0	8	7	1	7	6	2	0	0

CLEVELAND BROWNS SPECIAL TEAMS STATISTICS AT TAMPA BAY

PLAYER	TACKLES			FUMBLES		PATs	BLOCKED		TDS	SAFETIES
	TOTAL	SOLO	ASST.	FOR.	REC.		FGS	PUNTS		
Brant Boyer	4	1	3	0	0	0	0	0	0	0
Chris Akins	3	3	0	0	0	0	0	0	0	0
Lewis Sanders	2	2	0	0	0	0	0	0	0	0
Anthony Henry	1	1	0	0	0	0	0.5	0	0	0
Chris Gardocki	1	1	0	0	0	0	0	0	0	0
James Jackson	1	1	0	0	0	0	0	0	0	0
Kevin Bentley	1	1	0	0	0	0	0	0	0	0
Ryan Kuehl	1	0	1	0	0	0	0	0	0	0
Alvin McKinley	0	0	0	0	0	0	0.5	0	0	0
BROWNS TOTALS	14	10	4	0	0	0	1	0	0	0

STARTING LINEUPS

HOUSTON TEXANS

OFFENSE		DEFENSE	
WR 86	J. Gaffney	LE 96	G. Walker
LT 69	C. Pitts	NT 91	S. Payne
LG 70	D. Graham	RE 95	J. DeLoach
C 76	S. McKinney	LOLB 56	K. Wong
RG 65	R. Schau	LILB 52	J. Foreman
RT 74	R. Young	RILB 55	J. Sharper
TE 82	B. Miller	ROLB 59	K. Mitchell
WR 85	C. Bradford	LCB 31	A. Glenn
QB 8	D. Carr	RCB 42	M. Coleman
RB 32	J. Wells	SS 41	R. Walker
WR 84	J. Lewis	FS 26	M. Stevens

CLEVELAND BROWNS

OFFENSE		DEFENSE	
WR 81	Q. Morgan	LDE 96	K. Lang
LT 77	R. Verba	LDT 94	G. Warren
LG 79	B. Stokes	RDT 99	O. Royce
C 64	D. Wohlabaugh	RDE 92	C. Brown
RG 60	S. O'Hara	SLB 56	D. Hambrick
RT 72	R. Tucker	MLB 50	E. Holmes
TE 83	M. Campbell	WLB 57	D. Rudd
WR 85	K. Johnson	LCB 25	C. Fuller
QB 2	T. Couch	RCB 37	A. Henry
RB 31	W. Green	SS 21	L. Sanders
WR 87	A. Davis	FS 23	D. Bush

TEAM	1	2	3	4	FINAL
Houston	0	7	10	0	17
Cleveland	0	7	17	10	34

SCORING SUMMARY

TEAM	Q	TIME	PLAY DESCRIPTION (EXTRA POINT) (DRIVE INFO)	V	H
Browns	2	14:07	W. Green 1 yd. Run (Dawson kick) (5-13, 2:34)	0	7
Texans	2	11:49	C. Bradford 37 yd. Pass from D. Carr (Brown kick) (4-62, 2:18)	7	7
Browns	3	10:26	P. Dawson 35 yd. field goal (7-36, 3:04)	7	10
Texans	3	8:44	C. Bradford 39 yd. pass from J. Gaffney (Brown kick) (5-70, 1:42)	14	10
Browns	3	8:31	A. Davis 95 yd. kickoff return (Dawson kick) (0-0, 0:13)	14	17
Texans	3	5:44	K. Brown 47 yd. field goal (8-35, 2:47)	17	17
Browns	3	2:15	Q. Morgan 25 yd. pass T. Couch (Dawson kick) (6-60, 3:29)	17	24
Browns	4	5:20	P. Dawson 43 yd. field goal (9-31, 4:23)	17	27
Browns	4	1:56	J. White 2 yd. run (Dawson kick) (2-4, 0:29)	17	34

INDIVIDUAL STATISTICS

HOUSTON TEXANS						CLEVELAND BROWNS															
RUSHING	ATT	YDS	AVG	LG	TD	RUSHING	ATT	YDS	AVG	LG	TD										
J. Allen	5	61	12.2	32	0	J. White	12	65	5.4	36	1										
J. Wells	13	23	1.8	12	0	W. Green	12	24	2.0	5	1										
D. Carr	2	9	4.5	8	0																
J. Lewis	1	2	2.0	2	0																
TOTAL	21	95	4.5	32	0	TOTAL	24	89	3.7	36	2										
PASSING	ATT	CMP	YDS	SK/YD	TD	LG	INT	RT	PASSING	ATT	CMP	YDS	SK/YD	TD	LG	INT	RT				
D. Carr	36	22	267	9/47	1	37	0	93.2	T. Couch	31	21	148	1/7	1	25	0	89.2				
J. Gaffney	1	1	39	0/0	1	39	0	158.3													
TOTAL	37	23	306	9/47	2	39	0	106.3	TOTAL	31	21	148	1/7	1	25	0	89.2				
PASS RECEIVING	NO	YDS	AVG	LG	TD	PASS RECEIVING	NO	YDS	AVG	LG	TD										
B. Miller	6	78	13.0	21	0	Q. Morgan	7	81	11.6	25	1										
J. Gaffney	4	47	11.8	20	0	J. White	5	34	6.8	13	0										
J. Allen	4	38	9.5	21	0	K. Johnson	4	22	5.5	8	0										
A. Black	4	31	7.8	1	0	D. Northcutt	3	6	2.0	7	0										
C. Bradford	2	76	38.0	39	2	A. Davis	1	3	3.0	3	0										
J. Wells	2	11	5.5	6	0	J. Jackson	1	2	2.0	2	0										
J. Dawson	1	25	25.0	25	0																
TOTAL	23	306	13.3	39	2	TOTAL	21	148	7.0	25	1										
INTERCEPTIONS	NO	YDS	AVG	LG	TD	INTERCEPTIONS	NO	YDS	AVG	LG	TD										
TOTAL	0	0	0.0	0	0	TOTAL	0	0	0.0	0	0										
PUNTING	NO	YDS	AVG	TB	IN20	LG	PUNTING	NO	YDS	AVG	TB	IN20	LG								
C. Stanley	7	272	38.9	1	1	48	C. Gardocki	7	278	39.7	0	4	48								
TOTAL	7	272	38.9	1	1	48	TOTAL	7	278	39.7	0	4	48								
PUNT RETURNS	NO	YDS	AVG	FC	LG	TD	PUNT RETURNS	NO	YDS	AVG	FC	LG	TD								
J. Lewis	4	14	3.5	2	9	0	D. Northcutt	3	17	5.7	2	9	0								
[DOWNED]	1	0	0.0	0	0	0	[DOWNED]	1	0	0.0	0	0	0								
							[TOUCHBACK]	1	0	0.0	0	0	0								
RETURNS	4	14	3.5	2	9	0	RETURNS	3	17	5.7	2	9	0								
KICKOFF RETURNS	NO	YDS	AVG	FC	LG	TD	KICKOFF RETURNS	NO	YDS	AVG	FC	LG	TD								
J. Lewis	6	98	16.3	0	33	0	A. Davis	4	168	42.0	0	95	1								
M. Norris	1	1	1.0	0	1	0															
RETURNS	7	99	14.1	0	33	0	RETURNS	4	168	42.0	0	95	1								
FUMBLES	OWN	FUM	REC	YDS	TD	FORCED	REC	YDS	TD	BDS	FUMBLES	OWN	FUM	REC	YDS	TD	FORCED	REC	YDS	TD	BDS
J. Lewis		2	1	0	0	0	0	0	0	0	S. Heiden		0	0	0	0	1	0	0	0	0
D. Carr		1	0	0	0	0	0	0	0	0	M. Word		0	0	0	0	1	0	0	0	0
TOTAL		3	1	0	0	0	0	0	0	0	TOTAL		0	0	0	0	2	2	0	0	0

TEAM STATISTICS

	VISITOR TEXANS	HOME BROWNS
TOTAL FIRST DOWNS	17	14
By Rushing	4	5
By Passing	12	7
By Penalty	1	2
THIRD DOWN EFFICIENCY	8-18-44%	3-13-23%
FOURTH DOWN EFFICIENCY	0-0-0%	1-1-100%
TOTAL NET YARDS	354	230
Total Offensive Plays (inc. times thrown passing)	67	56
Average gain per offensive play	5.3	4.1
NET YARDS RUSHING	95	89
Total Rushing Plays	21	24
Average gain per rushing play	4.5	3.7
Tackles for a loss-number and yards	5-9	1-1
NET YARDS PASSING	259	141
Times thrown - yards lost attempting to pass	9-47	1-7
Gross yards passing	306	148
PASS ATTEMPTS-COMPLETIONS-HAD INTERCEPTED	37-23-0	31-21-0
Avg gain per pass play (inc.# thrown passing)	5.6	4.4
KICKOFFS Number-In End Zone-Touchbacks	4-0-0	7-0-0
PUNTS Number and Average	7-38.9	7-39.7
Had Blocked	0	0
FGs - PATs Had Blocked	0-0	0-0
Net Punting Average	33.6	37.7
TOTAL RETURN YARDAGE (Not Including Kickoffs)	14	17
No. and Yards Punt Returns	4-14	3-17
No. and Yards Kickoff Returns	7-99	4-168
No. and Yards Interception Returns	0-0	0-0
PENALTIES Number and Yards	6-54	4-42
FUMBLES Number and Lost	3-2	0-0
TOUCHDOWNS	2	4
Rushing	0	2
Passing	2	1
Kickoff Returns	0	1
EXTRA POINTS Made-Attempts	2-2	4-4
Kicking Made-Attempts	2-2	4-4
FIELD GOALS Made-Attempts	1-2	2-2
RED ZONE EFFICIENCY	0-1-0%	2-3-67%
GOAL TO GO EFFICIENCY	0-1-0%	2-2-100%
SAFETIES	0	0
FINAL SCORE	17	34
TIME OF POSSESSION	29:40	30:20

DEFENSIVE STATISTICS

PLAYER	TACKLES				SACKS	YDS	PRESS.	HITS	INTS	YDS	PBU	FUMBLES		SAFETIES
	TOTAL	SOLO	ASST.	TFL								FOR.	REC.	
Brant Boyer	9	6	2	1	1	9	0	0	0	0	1	0	0	0
Lewis Sanders	7	5	2	0	0	0	0	0	0	0	0	0	0	0
Earl Little	7	4	2	1	0	0	0	0	0	0	1	0	0	0
Anthony Henry	6	6	0	0	0	0	0	0	0	0	1	0	0	0
Devin Bush	5	5	0	0	0	0	0	0	0	0	0	0	0	0
Courtney Brown	5	2	2	1	0	0	0	0	0	0	0	0	0	0
Michael Jameson	4	3	1	0	1	3	0	0	0	0	0	0	0	0
Kevin Bentley	4	2	1	1	0	0	0	0	0	0	0	0	1	0
Earl Holmes	4	0	4	0	0	0	0	0	0	0	0	0	0	0
Darren Hambrick	3	2	1	0	0	0	0	0	0	0	0	0	0	0
Kenard Lang	3	2	1	0	2	12	2	0	0	0	0	0	0	0
Orpheus Roye	2	2	0	0	0	0	3	0	0	0	1	0	0	0
Dwayne Rudd	2	1	1	0	0	0	0	0	0	0	0	0	0	0
Gerard Warren	2	0	2	0	0	0	2	0	0	0	0	0	0	0
Alvin McKinley	1	1	0	0	0	0	0	0	0	0	0	0	0	0
Corey Fuller	1	0	1	0	0	0	0	0	0	0	0	0	0	0
Mark Word	1	0	0	1	2	8	3	2	0	0	0	1	0	0
Andra Davis	1	0	1	0	0	0	0	0	0	0	0	0	0	0
Chris Akins	0	0	0	0	0	0	0	0	0	0	0	0	0	0
Ben Taylor	0	0	0	0	0	0	0	0	0	0	0	0	0	0
Tyrone Rogers	0	0	0	0	2	9	0	0	0	0	1	0	0	0
BROWNS TOTALS	67	41	21	5	8	41	10	2	0	0	5	1	1	0

CLEVELAND BROWNS SPECIAL TEAMS STATISTICS VS. HOUSTON

PLAYER	TACKLES			FUMBLES		PATs	BLOCKED		TDS	SAFETIES
	TOTAL	SOLO	ASST.	FOR.	REC.		FGS	PUNTS		
Anthony Henry	4	0	4	0	0	0	0	0	0	0
Andra Davis	3	3	0	0	0	0	0	0	0	0
Brant Boyer	2	2	0	0	0	0	0	0	0	0
Lewis Sanders	2	2	0	0	0	0	0	0	0	0
Michael Jameson	2	2	0	0	0	0	0	0	0	0
Chris Akins	1	1	0	0	0	0	0	0	0	0
Steve Heiden	1	1	0	1	0	0	0	0	0	0
Aaron Shea	1	1	0	0	0	0	0	0	0	0
Frisman Jackson	1	0	1	0	0	0	0	0	0	0
Ben Taylor	0	0	0	0	1	0	0	0	0	0
Kevin Bentley	0	0	0	0	0	0	0	0	0	0
James Jackson	0	0	0	0	0	0	0	0	0	0
BROWNS TOTALS	17	12	5	1	1	0	0	0	0	0

STARTING LINEUPS

CLEVELAND BROWNS					NEW YORK JETS				
OFFENSE			DEFENSE		OFFENSE			DEFENSE	
WR 81	Q. Morgan	LE 96	K. Lang	WR 87	L. Coles	LDE 92	S. Ellis		
LT 77	R. Verba	LT 94	G. Warren	LT 69	J. Fabiani	LDT 91	J. Evans		
LG 79	B. Stokes	RT 99	O. Roye	LG 63	J. Machado	RDT 72	J. Ferguson		
C 64	D. Wohlabaugh	RE 92	C. Brown	C 68	K. Mawae	RDE 94	J. Abraham		
RG 60	S. O'Hara	SLB 56	D. Hambrick	RG 77	R. Thomas	SLB 57	M. Lewis		
RT 72	R. Tucker	MLB 50	E. Holmes	RT 67	K. McKenzie	MLB 55	M. Jones		
TE 83	M. Campbell	WLB 57	D. Rudd	TE 88	A. Becht	WLB 56	S. Cowart		
WR 85	K. Johnson	LCB 21	L. Sanders	WR 80	W. Chrebet	LCB 29	D. Abraham		
QB 2	T. Couch	RCB 37	A. Henry	QB 10	C. Pennington	RCB 21	A. Beasley		
RB 30	J. White	SS 20	E. Little	FB 20	R. Anderson	SS 42	S. Garnes		
TE 80	A. Shea	FS 23	D. Bush	RB 28	C. Martin	FS 22	D. Robinson		

TEAM	1	2	3	4	FINAL
Cleveland	3	3	15	3	24
New York Jets	14	7	0	0	21

SCORING SUMMARY

TEAM	Q	TIME	PLAY DESCRIPTION (EXTRA POINT) (DRIVE INFO)	V	H
Jets	1	14:21	S. Moss 63 yd. punt return (Hall kick)	0	7
Browns	1	8:12	P. Dawson 23 yd. field goal (10-74-6:09)	3	7
Jets	1	5:57	L. Coles 37 yd. pass from C. Pennington (Hall kick) (5-70, 2:15)	3	14
Jets	2	14:23	W. Chrebet 8 yd. pass from C. Pennington (Hall kick) (8-62, 4:22)	3	21
Browns	2	7:29	P. Dawson 26 yd. field goal (7-41, 3:39)	6	21
Browns	3	4:40	M. Campbell 5 yd. pass from T. Couch (Dawson kick) (11-60, 4:41)	13	21
Browns	3	0:09	A. Davis 4 yd. pass from T. Couch (Couch pass to Northcutt) (3-11, 1:26)	21	21
Browns	4	3:30	P. Dawson 35 yd. field goal (14-61, 8:33)	24	21

INDIVIDUAL STATISTICS

CLEVELAND BROWNS											NEW YORK JETS														
RUSHING		ATT	YDS	AVG	LG	TD	PASSING		ATT	YDS	AVG	LG	TD	RUSHING		ATT	YDS	AVG	LG	TD					
J. White	14	25	1.8	6	0	C. Martin	18	65	3.6	15	0	T. Couch	3	9	3.0	10	0	R. Anderson	1	2	2.0	2	0		
T. Couch	3	8	2.7	5	0	C. Pennington	1	-1	-1.0	-1	0	W. Green	3	8	2.7	5	0	C. Pennington	1	-1	-1.0	-1	0		
TOTAL	20	42	2.1	10	0	TOTAL	20	66	3.3	15	0	TOTAL	20	42	2.1	10	0	TOTAL	20	66	3.3	15	0		
PASSING		ATT	CMP	YDS	SK/YD	TD	LG	INT	RT	PASSING		ATT	CMP	YDS	SK/YD	TD	LG	INT	RT						
T. Couch	49	33	307	2/15	2	43	0	97.9	C. Pennington	26	19	183	1/8	2	37	1	101.9	W. Chrebet	1	0	0/0	0	0	39.6	
TOTAL	49	33	307	2/15	2	43	0	97.9	TOTAL	27	19	183	1/8	2	37	1	98.2	TOTAL	27	19	183	1/8	2	37	1
PASS RECEIVING		NO	YDS	AVG	LG	TD	PASS RECEIVING		NO	YDS	AVG	LG	TD												
M. Campbell	7	34	4.9	7	1	L. Coles	5	61	12.2	37	1	J. White	6	42	7.0	11	0	W. Chrebet	4	40	10.0	24	1		
J. White	6	42	7.0	11	0	W. Chrebet	4	40	10.0	24	1	K. Johnson	5	73	14.6	26	0	C. Martin	4	39	9.8	17	0		
K. Johnson	5	73	14.6	26	0	R. Anderson	3	16	5.3	9	0	D. Northcutt	4	76	19.0	43	0	S. Moss	2	23	11.5	15	0		
D. Northcutt	4	76	19.0	43	0	S. Moss	2	23	11.5	15	0	Q. Morgan	4	40	10.0	19	0	A. Becht	1	4	4.0	4	0		
Q. Morgan	4	40	10.0	19	0	A. Becht	1	4	4.0	4	0	A. Davis	3	29	9.7	18	1	TOTAL	19	183	9.6	37	2		
A. Davis	3	29	9.7	18	1	TOTAL	19	183	9.6	37	2	A. Shea	3	10	3.3	5	0	INTERCEPTIONS	NO	YDS	AVG	LG	TD		
A. Shea	3	10	3.3	5	0	E. Little	1	3	3.0	3	0	J. Jackson	1	3	3.0	3	0	TOTAL	0	0	0.0	0	0		
J. Jackson	1	3	3.0	3	0	TOTAL	0	0	0.0	0	0	TOTAL	33	307	9.3	43	2	INTERCEPTIONS	NO	YDS	AVG	LG	TD		
TOTAL	33	307	9.3	43	2	INTERCEPTIONS	NO	YDS	AVG	LG	TD	TOTAL	33	307	9.3	43	2	TOTAL	0	0	0.0	0	0		
INTERCEPTIONS		NO	YDS	AVG	LG	TD	INTERCEPTIONS		NO	YDS	AVG	LG	TD												
E. Little	1	3	3.0	3	0	M. Turk	4	159	39.8	1	0	50	C. Gardocki	6	252	42.0	1	1	49						
TOTAL	1	3	3.0	3	0	TOTAL	4	159	39.8	1	0	50	TOTAL	6	252	42.0	1	1	49						
PUNTING		NO	YDS	AVG	TB	IN20	LG	PUNTING		NO	YDS	AVG	TB	IN20	LG										
C. Gardocki	6	252	42.0	1	1	49	M. Turk	4	159	39.8	1	0	50	D. Northcutt	2	11	5.5	0	11	0					
TOTAL	6	252	42.0	1	1	49	TOTAL	4	159	39.8	1	0	50	[OUT OF BOUNDS]	1	0	0.0	0	0						
PUNT RETURNS		NO	YDS	AVG	FC	LG	TD	PUNT RETURNS		NO	YDS	AVG	FC	LG	TD										
D. Northcutt	2	11	5.5	0	11	0	S. Moss	4	103	25.8	1	63	1	[TOUCHBACK]	1	0	0.0	0	0						
[OUT OF BOUNDS]	1	0	0.0	0	0	0	[TOUCHBACK]	1	0	0.0	0	0	0	RETURNS	4	103	25.8	1	63	1					
[TOUCHBACK]	1	0	0.0	0	0	0	RETURNS	4	103	25.8	1	63	1	KICKOFF RETURNS	NO <th>YDS</th> <th>AVG</th> <th>FC</th> <th>LG</th> <th>TD</th>	YDS	AVG	FC	LG	TD					
RETURNS	2	11	5.5	0	11	0	RETURNS	6	113	18.8	0	34	0	A. Davis	2	44	22.0	0	22	0					
KICKOFF RETURNS	NO <th>YDS</th> <th>AVG</th> <th>FC</th> <th>LG</th> <th>TD</th> <td>KICKOFF RETURNS</td> <td>NO <th>YDS</th> <th>AVG</th> <th>FC</th> <th>LG</th> <th>TD</th> <td>F. Jackson</td> <td>1</td> <td>18</td> <td>18.0</td> <td>0</td> <td>18</td> <td>0</td> </td>	YDS	AVG	FC	LG	TD	KICKOFF RETURNS	NO <th>YDS</th> <th>AVG</th> <th>FC</th> <th>LG</th> <th>TD</th> <td>F. Jackson</td> <td>1</td> <td>18</td> <td>18.0</td> <td>0</td> <td>18</td> <td>0</td>	YDS	AVG	FC	LG	TD	F. Jackson	1	18	18.0	0	18	0					
A. Davis	2	44	22.0	0	22	0	C. Morton	4	66	16.5	0	33	0	[TOUCHBACK]	1	0	0.0	0	0						
F. Jackson	1	18	18.0	0	18	0	L. Jordan	2	47	23.5	0	34	0	RETURNS	3	62	20.7	0	22	0					
[TOUCHBACK]	1	0	0.0	0	0	0	RETURNS	6	113	18.8	0	34	0	FUMBLES	OWN	REC	YDS	TD	FORCED	OPP	REC	YDS	TD	OUT	BDS
RETURNS	3	62	20.7	0	22	0	RETURNS	6	113	18.8	0	34	0	E. Little	1	0	0	0	1	1	0	0	0	0	
FUMBLES		OWN	REC	YDS	TD	FORCED	OPP	REC	YDS	TD	OUT	BDS	L. Coles	1	1	0	0	0	0	0	0	0	0		
E. Little	1	0	0	0	1	1	0	0	0	0	0	0	S. Moss	1	1	0	0	0	0	0	0	0	0		
T. Couch	1	0	-5	0	0	0	0	0	0	0	0	0	W. Chrebet	1	0	0	0	1	0	0	0	0	0		
D. Bush	0	1	0	0	0	0	0	0	0	0	0	0	C. Pennington	1	0	0	0	0	0	0	0	0	0		
J. White	0	1	0	0	0	0	0	0	0	0	0	0	TOTAL	4	2	0	0	1	0	0	0	0	0		
B. Boyer	0	0	0	0	1	0	0	0	0	0	0	0	TOTAL	4	2	0	0	1	0	0	0	0	0		
A. Henry	0	0	0	0	1	0	0	0	0	0	0	0													
G. Warren	0	0	0	0	1	0	0	0	0	0	0	0													
C. Brown	0	0	0	0	1	1	0	0	0	0	0	0													
TOTAL	2	2	-5	0	4	2	1	0	0	0	0	0													

TEAM STATISTICS

	VISITOR BROWNS	HOME JETS
TOTAL FIRST DOWNS	18	14
By Rushing	4	5
By Passing	13	8
By Penalty	1	1
THIRD DOWN EFFICIENCY	9-19-47%	3-9-33%
FOURTH DOWN EFFICIENCY	1-1-100%	0-0-0%
TOTAL NET YARDS	334	241
Total Offensive Plays (inc. times thrown passing)	71	48
Average gain per offensive play	4.7	5.0
NET YARDS RUSHING	42	66
Total Rushing Plays	20	20
Average gain per rushing play	2.1	3.3
Tackles for a loss-number and yards	3-5	2-5
NET YARDS PASSING	292	175
Times thrown - yards lost attempting to pass	2-15	1-8
Gross yards passing	307	183
PASS ATTEMPTS-COMPLETIONS-HAD INTERCEPTED	49-33-0	27-19-1
Avg gain per pass play (inc.# thrown passing)	5.7	6.3
KICKOFFS Number-In End Zone-Touchbacks	6-0-0	4-1-1
PUNTS Number and Average	6-42.0	4-39.8
Had Blocked	0	0
FGs - PATs Had Blocked	0-0	1-0
Net Punting Average	21.5	32.0
TOTAL RETURN YARDAGE (Not Including Kickoffs)	14	103
No. and Yards Punt Returns	2-11	4-103
No. and Yards Kickoff Returns	3-62	6-113
No. and Yards Interception Returns	1-3	0-0
PENALTIES Number and Yards	7-45	6-40
FUMBLES Number and Lost	2-0	4-2
TOUCHDOWNS	2	3
Rushing	0	0
Passing	2	2
Punt Returns	0	1
EXTRA POINTS Made-Attempts	2-2	3-3
Kicking Made-Attempts	1-1	3-3
Passing Made-Attempts	1-1	0-0
FIELD GOALS Made-Attempt	3-3	0-1
RED ZONE EFFICIENCY	2-5-40%	1-1-100%
GOAL TO GO EFFICIENCY	0-0-0%	1-1-100%
SAFETIES	0	0
FINAL SCORE	24	21
TIME OF POSSESSION	37:54	22:06

DEFENSIVE STATISTICS

PLAYER	TACKLES			TFL	SACKS	YDS	PRESS.	HITS	INTS	YDS	PBU	FUMBLES		SAFETIES
	TOTAL	SOLO	ASST.									FOR.	REC.	
Darren Hambrick	9	6	3	0	0	0	0	0	0	0	1	0	0	0
Anthony Henry	7	7	0	0	0	0	0	0	0	0	1	1	0	0
Earl Holmes	7	2	5	0	0	0	0	0	0	0	1	0	0	0
Gerard Warren	4	4	0	0	1	8	1	1	0	0	0	1	0	0
Kenard Lang	4	3	1	0	0	0	3	0	0	0	0	0	0	0
Orpheus Roye	4	2	2	0	0	0	2	0	0	0	0	0	0	0
Lewis Sanders	3	1	2	0	0	0	0	0	0	0	0	0	1	0
Brant Boyer	2	2	0	0	0	0	0	0	0	0	0	0	0	0
Earl Little	2	2	0	0	0	0	0	1	3	0	1	0	0	0
Devin Bush	2	2	0	0	0	0	0	0	0	0	0	1	0	0
Kevin Bentley	2	2	0	0	0	0	0	0	0	0	0	1	0	0
Alvin McKinley	2	2	0	0	0	0	0	0	0	0	0	0	0	0
Dwayne Rudd	2	1	0	1	0	0	0	0	0	0	0	0	0	0
Tyrone Rogers	1	0	1	0	0	0	0	0	0	0	0	0	0	0
Courtney Brown	0	0	0	0	0	0	0	0	0	0	0	0	1	0
Daylon McCutcheon	0	0	0	0	0	0	0	0	0	0	0	0	0	0
Mark Word	0	0	0	0	0	0	3	1	0	0	0	0	0	0
BROWNS TOTALS	51	36	14	1	1	8	9	2	1	3	3	4	3	0

CLEVELAND BROWNS SPECIAL TEAMS STATISTICS AT NEW YORK JETS

PLAYER	TACKLES			FUMBLES		PATs	BLOCKED			TDS	SAFETIES
	TOTAL	SOLO	ASST.	FOR.	REC.		FGS	PUNTS			
Brant Boyer	4	2	2	1	0	0	0	0	0	0	0
Phil Dawson	1	1	0	0	0	0	0	0	0	0	0
Chris Akins	1	1	0	0	0	0	0	0	0	0	0
Andre King	1	1	0	0	0	0	0	0	0	0	0
Aaron Shea	1	1	0	0	0	0	0	0	0	0	0
Kevin Bentley	1	1	0	0	0	0	0	0	0	0	0
Michael Jameson	1	0	1	0	0	0	0	0	0	0	0
Alvin McKinley	0	0	0	0	0	0	0.5	0	0	0	0
Courtney Brown	0	0	0	0	0	0	0.5	0	0	0	0
BROWNS TOTALS	10	7	3	1	0	0	1	0	0	0	0

STARTING LINEUPS

PITTSBURGH STEELERS					CLEVELAND BROWNS						
OFFENSE			DEFENSE		OFFENSE			DEFENSE			
SE	80	P. Burress	DE	91	A. Smith	WR	81	Q. Morgan	LDE	96	K. Lang
LT	72	W. Gandy	NT	98	C. Hampton	LT	77	R. Verba	LDT	94	G. Warren
LG	66	A. Faneca	DE	67	K. Von Oelhoffen	LG	79	B. Stokes	RDT	99	O. Roye
C	56	C. Okobi	LOLB	92	J. Gildon	C	64	D. Wohlabaugh	RDE	92	C. Brown
RG	73	K. Simmons	LILB	51	J. Fariior	RG	60	S. O'Hara	SLB	56	D. Hambrick
RT	77	M. Smith	RILB	97	K. Bell	RT	72	R. Tucker	MLB	50	E. Holmes
TE	87	M. Bruener	ROLB	55	J. Porter	TE	83	M. Campbell	WLB	57	D. Rudd
HB	21	A. Zereoue	LCB	30	C. Scott	WR	85	K. Johnson	LCB	33	D. McCutcheon
QB	8	T. Maddox	FS	27	B. Alexander	QB	2	T. Couch	RCB	37	A. Henry
FB	35	D. Kreider	SS	41	L. Flowers	RB	30	J. White	SS	20	E. Little
FL	86	H. Ward	RCB	20	D. Washington	WR	84	A. King	FS	23	D. Bush

TEAM	1	2	3	4	FINAL
Pittsburgh	3	14	0	6	23
Cleveland	7	7	0	6	20

SCORING SUMMARY

TEAM	Q	TIME	PLAY DESCRIPTION (EXTRA POINT) (DRIVE INFO)	V	H
Browns	1	9:47	D. Northcutt 87 yd. punt return (Dawson kick)	0	7
Steelers	1	5:33	T. Peterson 43 yd. field goal (9-53, 4:14)	3	7
Browns	2	11:45	S. Heiden 1 yd. pass from T. Couch (Dawson kick) (6-70, 2:56)	3	14
Steelers	2	8:29	H. Ward 20 yd. pass from T. Maddox (Peterson kick) (7-70, 3:16)	10	14
Steelers	2	1:56	M. Bruener 1 yd. pass from T. Maddox (Peterson kick) (9-75, 4:22)	17	14
Steelers	4	14:11	T. Peterson 28 yd. field goal (11-56, 4:32)	20	14
Steelers	4	11:55	T. Peterson 42 yd. field goal (4-(-4), 1:55)	23	14
Browns	4	4:32	Q. Morgan 31 yd. pass from T. Couch (kick failed) (8-73, 2:20)	23	20

INDIVIDUAL STATISTICS

PITTSBURGH STEELERS							CLEVELAND BROWNS											
RUSHING	ATT	YDS	AVG	LG	TD		RUSHING	ATT	YDS	AVG	LG	TD						
A. Zereoue	29	111	3.8	27	0		J. White	6	19	3.2	10	0						
T. Maddox	3	8	2.7	4	0		W. Green	4	10	2.5	4	0						
H. Ward	1	8	8.0	8	0		D. Northcutt	1	5	5.0	5	0						
V. Haynes	4	5	1.3	3	0		T. Couch	3	2	0.7	3	0						
A. Randle El	1	2	2.0	2	0													
D. Kreider	1	2	2.0	2	0													
TOTAL	39	136	3.5	27	0		TOTAL	14	36	2.6	10	0						
PASSING	ATT	CMP	YDS	SK/YD	TD	LG	INT	RT		PASSING	ATT	CMP	YDS	SK/YD	TD	LG	INT	RT
T. Maddox	42	23	239	2/10	2	31	1	77.4		T. Couch	24	15	181	4/24	2	63	2	78.6
A. Randle El	2	2	26	0/0	0	25	0	118.8										
TOTAL	44	25	265	2/10	2	31	1	80.2		TOTAL	24	15	181	4/24	2	63	2	78.6
PASS RECEIVING	NO	YDS	AVG	LG	TD		PASS RECEIVING	NO	YDS	AVG	LG	TD						
H. Ward	9	79	8.8	21	1		Q. Morgan	4	98	24.5	63	1						
A. Zereoue	5	62	12.4	25	0		A. Davis	3	31	10.3	17	0						
P. Burress	4	69	17.3	31	0		J. White	3	18	6.0	13	0						
A. Randle El	3	18	6.0	6	0		D. Northcutt	2	27	13.5	10	0						
D. Kreider	2	23	11.5	15	0		K. Johnson	2	7	3.5	4	0						
T. Mathis	1	13	13.0	13	0		S. Heiden	1	1	1.0	1	1						
M. Bruener	1	1	1.0	1	1		J. Jackson	0	-1	0.0	-1	0						
TOTAL	25	265	10.6	31	2		TOTAL	15	181	12.1	63	2						
INTERCEPTIONS	NO	YDS	AVG	LG	TD		INTERCEPTIONS	NO	YDS	AVG	LG	TD						
D. Washington	1	23	23.0	23	0		L. Sanders	1	25	25.0	25	0						
B. Alexander	1	5	5.0	5	0													
TOTAL	2	28	14.0	23	0		TOTAL	1	25	25.0	25	0						
PUNTING	NO	YDS	AVG	TB	IN20	LG	PUNTING	NO	YDS	AVG	TB	IN20	LG					
J. Miller	3	127	42.3	0	1	49	C. Gardocki	5	200	40.0	0	1	44					
TOTAL	3	127	42.3	0	1	49	TOTAL	5	200	40.0	0	1	44					
PUNT RETURNS	NO	YDS	AVG	FC	LG	TD	PUNT RETURNS	NO	YDS	AVG	FC	LG	TD					
A. Randle El	1	11	11.0	2	11	0	D. Northcutt	1	87	87.0	1	87	1					
[DOWNED]	2	0	0.0	0	0	0	A. King	1	15	15.0	0	15	0					
RETURNS	1	11	11.0	2	11	0	RETURNS	2	102	51.0	1	87	1					
KICKOFF RETURNS	NO	YDS	AVG	FC	LG	TD	KICKOFF RETURNS	NO	YDS	AVG	FC	LG	TD					
L. Mays	3	63	21.0	0	26	0	A. Davis	4	94	23.5	0	32	0					
A. Randle El	1	12	12.0	0	12	0	F. Jackson	1	14	14.0	0	14	0					
RETURNS	4	75	18.8	0	26	0	RETURNS	1	13	13.0	0	13	0					
FUMBLES	OWN	REC	YDS	TD	FORCED	OPP	REC	YDS	TD	FORCED	OPP	REC	YDS	TD	BDS			
T. Maddox	2	2	0	0	0	0	0	0	0	0	0	0	0	0	0			
R. Bailey	0	0	0	0	0	1	0	0	0	0	1	0	0	0	0			
TOTAL	2	2	0	0	0	1	0	0	0	0	1	0	0	0	0			

TEAM STATISTICS

	VISITOR STEELERS	HOME BROWNS
TOTAL FIRST DOWNS	25	9
By Rushing	9	1
By Passing	14	7
By Penalty	2	1
THIRD DOWN EFFICIENCY	10-20-50%	2-9-22%
FOURTH DOWN EFFICIENCY	1-3-33%	1-1-100%
TOTAL NET YARDS	391	193
Total Offensive Plays (inc. times thrown passing)	85	42
Average gain per offensive play	4.6	4.6
NET YARDS RUSHING	136	36
Total Rushing Plays	39	14
Average gain per rushing play	3.5	2.6
Tackles for a loss-number and yards	6-18	0-0
NET YARDS PASSING	255	157
Times thrown - yards lost attempting to pass	2-10	4-24
Gross yards passing	265	181
PASS ATTEMPTS-COMPLETIONS-HAD INTERCEPTED	44-25-1	24-15-2
Avg gain per pass play (inc.# thrown passing)	5.5	5.6
KICKOFFS Number-In End Zone-Touchbacks	6-0-0	4-0-0
PUNTS Number and Average	3-42.3	5-40.0
Had Blocked	0	0
FGs - PATs Had Blocked	0-0	0-0
Net Punting Average	8.3	37.8
TOTAL RETURN YARDAGE (Not Including Kickoffs)	39	127
No. and Yards Punt Returns	1-11	2-102
No. and Yards Kickoff Returns	4-75	6-121
No. and Yards Interception Returns	2-28	1-25
PENALTIES Number and Yards	3-21	11-85
FUMBLES Number and Lost	2-0	1-1
TOUCHDOWNS	2	3
Rushing	0	0
Passing	2	2
Punt Returns	0	1
EXTRA POINTS Made-Attempts	2-2	2-3
Kicking Made-Attempts	2-2	2-3
FIELD GOALS Made-Attempts	3-4	0-0
RED ZONE EFFICIENCY	1-4-25%	1-1-100%
GOAL TO GO EFFICIENCY	1-2-50%	1-1-100%
SAFETIES	0	0
FINAL SCORE	23	20
TIME OF POSSESSION	42:10	17:50

DEFENSIVE STATISTICS

PLAYER	TACKLES				TFL	SACKS	YDS	PRESS.	HITS	INTS	YDS	PBU	FUMBLES		SAFETIES
	TOTAL	SOLO	ASST.										FOR.	REC.	
Earl Holmes	11	7	4	0	0	0	0	0	0	0	0	1	0	0	0
Orpheus Roye	11	5	3	3	0	0	4	0	0	0	1	0	0	0	0
Earl Little	9	5	4	0	0	0	0	0	0	0	0	0	0	0	0
Devin Bush	8	8	0	0	0	0	0	0	0	0	0	0	0	0	0
Courtney Brown	8	5	3	0	2	10	0	0	0	0	3	1	0	0	0
Darren Hambrick	8	4	3	1	0	0	0	0	0	0	1	0	0	0	0
Anthony Henry	6	5	1	0	0	0	0	0	0	0	1	0	0	0	0
Michael Jameson	5	5	0	0	0	0	0	0	0	0	1	0	0	0	0
Gerard Warren	4	2	1	1	0	0	3	1	0	0	0	0	0	0	0
Brant Boyer	4	2	2	0	0	0	0	0	0	0	0	0	0	0	0
Lewis Sanders	3	3	0	0	0	0	0	0	1	25	0	0	0	0	0
Daylon McCutcheon	3	3	0	0	0	0	0	0	0	0	2	0	0	0	0
Kevin Bentley	3	2	1	0	0	0	0	0	0	0	1	0	0	0	0
Dwayne Rudd	2	1	0	1	0	0	0	0	0	0	0	0	0	0	0
Tyrone Rogers	2	1	1	0	0	0	0	0	0	0	0	0	0	0	0
Kenard Lang	1	1	0	0	0	0	0	0	0	0	0	0	0	0	0
Chris Akins	0	0	0	0	0	0	0	0	0	0	0	0	0	0	0
Alvin McKinley	0	0	0	0	0	0	0	0	0	0	0	0	0	0	0
Mark Word	0	0	0	0	0	0	0	0	0	0	0	0	0	0	0
BROWNS TOTALS	88	59	23	6	2	10	7	1	1	25	11	1	0	0	0

CLEVELAND BROWNS SPECIAL TEAMS STATISTICS VS. PITTSBURGH STEELERS

PLAYER	TACKLES			FUMBLES		PATs	BLOCKED		TDS	SAFETIES
	TOTAL	SOLO	ASST.	FOR.	REC.		FGS	PUNTS		
Andre King	2	2	0	0	0	0	0	0	0	0
Chris Akins	2	1	1	0	0	0	0	0	0	0
Brant Boyer	1	1	0	0	0	0	0	0	0	0
Kevin Bentley	1	1	0	0	0	0	0	0	0	0
Raymond Walls	1	1	0	0	0	0	0	0	0	0
Michael Jameson	1	0	1	0	0	0	0	0	0	0
Ryan Kuehl	1	0	1	0	0	0	0	0	0	0
BROWNS TOTALS	9	6	3	0	0	0	0	0	0	0

STARTING LINEUPS

CLEVELAND BROWNS					CINCINNATI BENGALS				
OFFENSE			DEFENSE		OFFENSE			DEFENSE	
WR 81	Q. Morgan	LDE 92	C. Brown	WR 85	C. Johnson	LDE 96	V. Booker		
LT 77	R. Verba	LDT 94	G. Warren	WR 84	T. Houshmandzadeh	LDT 70	G. Steele		
LG 79	B. Stokes	RDT 99	O. Royce	LOT 76	L. Jones	RDE 94	T. Williams		
C 64	D. Wohlabaugh	RDE 90	M. Word	LG 72	M. O'Dwyer	RDT 90	J. Smith		
RG 60	S. O'Hara	MLB 52	B. Boyer	C 74	R. Braham	LL B	98 C. Curtis		
RT 72	R. Tucker	LCB 25	C. Fuller	RC 63	M. Goff	MLB 56	B. Simmons		
TE 83	M. Campbell	RCB 33	D. McCutcheon	ROT 71	W. Anderson	RLB 51	T. Spikes		
WR 85	K. Johnson	SS 24	R. Griffith	WR 80	P. Warrick	LC B 34	K. Kaesviharn		
QB 2	T. Couch	FS 20	E. Little	WR 81	R. Dugans	RCB 27	A. Hawkins		
RB 31	W. Green	DB 37	A. Henry	QB 3	J. Kitna	SS 44	M. Manuel		
TE 82	S. Heiden	DB 22	M. Jameson	HB 28	C. Dillon	FS 26	C. Hall		

TEAM	1	2	3	4	FINAL
Cleveland	14	3	7	3	27
Cincinnati	7	7	3	3	20

SCORING SUMMARY

TEAM	Q	TIME	PLAY DESCRIPTION (EXTRA POINT) (DRIVE INFO)	V	H
Bengals	1	14:13	C. Johnson 72 yd. pass from J. Kitna (Rackers kick) (3-7, 0:47)	0	7
Browns	1	9:50	D. Sanders 14 yd. pass from T. Couch (Dawson kick) (9-66, 4:34)	7	7
Browns	1	2:01	A. Davis 15 yd. pass from T. Couch (Dawson kick) (12-80, 6:44)	14	7
Bengals	2	13:44	J. Kitna 3 yd. run (Rackers kick) (9-68, 3:17)	14	14
Browns	2	0:35	P. Dawson 27 yd. field goal (11-58, 2:51)	17	14
Bengals	3	8:53	N. Rackers 37 yd. field goal (9-48, 4:29)	17	17
Browns	3	2:25	D. Northcutt 13 yd. pass from T. Couch (Dawson kick) (10-65, 6:28)	24	17
Bengals	4	14:37	N. Rackers 31 yd. field goal (8-55, 2:48)	24	20
Browns	4	8:14	P. Dawson 40 yd. field goal (4-7, 2:11)	27	20

INDIVIDUAL STATISTICS

CLEVELAND BROWNS						CINCINNATI BENGALS					
RUSHING	ATT	YDS	AVG	LG	TD	RUSHING	ATT	YDS	AVG	LG	TD
W. Green	25	96	3.8	16	0	C. Dillon	19	92	4.8	27	0
J. Jackson	7	27	3.9	18	0	P. Warrick	1	4	4.0	4	0
Q. Morgan	1	11	11.0	11	0	J. Kitna	1	3	3.0	3	1
T. Couch	1	5	5.0	5	0	B. Bennett	1	3	3.0	3	0
Andre' Davis	1	1	1.0	1	0						
TOTAL	35	140	4.0	18	0	TOTAL	22	102	4.6	27	1

PASSING	ATT	CMP	YDS	SK/YD	TD	LG	INT	RT	PASSING	ATT	CMP	YDS	SK/YD	TD	LG	INT	RT
T. Couch	35	22	242	0/0	3	26	1	99.9	J. Kitna	30	17	258	1/10	1	72	0	96.2
F. Jackson	1	0	0	0/0	0	0	0	39.6									
TOTAL	36	22	242	0/0	3	26	1	97.2	TOTAL	30	17	258	1/10	1	72	0	96.2

PASS RECEIVING	NO	YDS	AVG	LG	TD	PASS RECEIVING	NO	YDS	AVG	LG	TD
D. Northcutt	6	71	11.8	18	1	C. Johnson	4	103	25.8	72	1
Q. Morgan	5	81	16.2	26	0	T. Houshmandzadeh	3	59	19.7	31	0
K. Johnson	3	32	10.7	19	0	C. Dillon	2	18	9.0	14	0
S. Heiden	2	15	7.5	8	0	L. Neal	2	17	8.5	9	0
W. Green	2	4	2.0	3	0	M. Schobel	2	17	8.5	17	0
Andre' Davis	1	15	15.0	15	1	B. Bennett	2	9	4.5	6	0
D. Sanders	1	14	14.0	14	1	P. Warrick	1	26	26.0	26	0
F. Jackson	1	6	6.0	6	0	M. Westbrook	1	9	9.0	9	0
M. Campbell	1	4	4.0	4	0						
TOTAL	22	242	11.0	26	3	TOTAL	17	258	15.2	72	1

INTERCEPTIONS	NO	YDS	AVG	LG	TD	INTERCEPTIONS	NO	YDS	AVG	LG	TD
	0	0	0.0	0	0	K. Kaesviharn	1	0	0.0	0	0
TOTAL	0	0	0.0	0	0	TOTAL	1	0	0.0	0	0

PUNTING	NO	YDS	AVG	TB	IN20	PUNTING	NO	YDS	AVG	TB	IN20	LG	
C. Gardocki	4	158	39.5	0	2	48	N. Harris	4	138	34.5	0	0	47
TOTAL	4	158	39.5	0	2	48	TOTAL	4	138	34.5	0	0	47

PUNT RETURNS	NO	YDS	AVG	FC	LG	TD	PUNT RETURNS	NO	YDS	AVG	FC	LG	TD
D. Northcutt	2	19	9.5	2	12	0	T. Houshmandzadeh	3	6	2.0	1	8	0
RETURNS	2	19	9.5	2	12	0	RETURNS	3	6	2.0	1	8	0

KICKOFF RETURNS	NO	YDS	AVG	FC	LG	TD	KICKOFF RETURNS	NO	YDS	AVG	FC	LG	TD
Andre' Davis	4	46	11.5	0	19	0	B. Bennett	5	173	34.6	0	82	0
F. Jackson	1	26	26.0	0	26	0	N. Luchey	1	7	7.0	0	7	0
RETURNS	5	72	14.4	0	26	0	RETURNS	6	180	30.0	0	82	0

OWN					OPP					OUT									
FUMBLES	FUM	REC	YDS	TD	FORCED	REC	YDS	TD	BDS	FUMBLES	FUM	REC	YDS	TD	FORCED	REC	YDS	TD	BDS
W. Green	1	0	0	0	0	0	0	0	1	Houshmandzadeh	1	0	0	0	0	0	0	0	0
M. Word	0	0	0	0	1	0	0	0	0	J. Kitna	1	0	0	0	0	0	0	0	0
S. Heiden	0	0	0	0	0	1	0	0	0	L. Jones	0	1	0	0	0	0	0	0	0
										M. Manuel	0	0	0	0	1	0	0	0	0
TOTAL	1	0	0	0	1	1	0	0	1	TOTAL	2	1	0	0	1	0	0	0	0

2002 REVIEW WEEK-BY-WEEK SUMMARIES



TEAM STATISTICS

	VISITOR BROWNS	HOME BENGALS
TOTAL FIRST DOWNS	22	14
By Rushing	7	4
By Passing	15	10
By Penalty	0	0
THIRD DOWN EFFICIENCY	11-18-61%	5-12-42%
FOURTH DOWN EFFICIENCY	0-0-0%	0-1-0%
TOTAL NET YARDS	382	350
Total Offensive Plays (inc. times thrown passing)	71	53
Average gain per offensive play	5.4	6.6
NET YARDS RUSHING	140	102
Total Rushing Plays	35	22
Average gain per rushing play	4.0	4.6
Tackles for a loss-number and yards	4-11	0-0
NET YARDS PASSING	242	248
Times thrown - yards lost attempting to pass	0-0	1-10
Gross yards passing	242	258
PASS ATTEMPTS-COMPLETIONS-HAD INTERCEPTED	36-22-1	30-17-0
Avg gain per pass play (inc.# thrown passing)	6.7	8.0
KICKOFFS Number-In End Zone-Touchbacks	6-0-0	5-0-0
PUNTS Number and Average	4-39.5	4-34.5
Had Blocked	0	0
FGs - PATs Had Blocked	0-0	0-0
Net Punting Average	38.0	29.8
TOTAL RETURN YARDAGE (Not Including Kickoffs)	19	6
No. and Yards Punt Returns	2-19	3-6
No. and Yards Kickoff Returns	5-72	6-180
No. and Yards Interception Returns	0-0	1-0
PENALTIES Number and Yards	4-15	4-32
FUMBLES Number and Lost	1-0	2-1
TOUCHDOWNS	3	2
Rushing	0	1
Passing	3	1
EXTRA POINTS Made-Attempts	3-3	2-2
Kicking Made-Attempts	3-3	2-2
FIELD GOALS Made-Attempts	2-3	2-2
RED ZONE EFFICIENCY	3-5-60%	1-4-25%
GOAL TO GO EFFICIENCY	1-2-50%	1-2-50%
SAFETIES	0	0
FINAL SCORE	27	20
TIME OF POSSESSION	36:22	23:38

DEFENSIVE STATISTICS

PLAYER	TACKLES			TFL	SACKS	YDS	PRESS.	HITS	INTS	YDS	PBU	FUMBLES		SAFETIES
	TOTAL	SOLO	ASST.									FOR.	REC.	
Earl Holmes	13	9	4	0	0	0	0	0	0	0	0	0	0	0
Darren Hambrick	7	7	0	0	0	0	0	0	0	0	0	0	0	0
Earl Little	7	5	2	0	0	0	0	0	0	0	0	0	0	0
Daylon McCutcheon	6	5	1	0	0	0	0	0	0	0	2	0	0	0
Anthony Henry	6	3	3	0	0	0	0	0	0	0	0	0	0	0
Orpheus Roye	4	2	2	0	0	0	1	0	0	0	0	0	0	0
Robert Griffith	3	3	0	0	0	0	0	0	0	0	0	0	0	0
Lewis Sanders	2	2	0	0	0	0	0	0	0	0	1	0	0	0
Mark Word	2	2	0	0	1	10	1	1	0	0	0	1	0	0
Brant Boyer	2	1	1	0	0	0	0	0	0	0	0	0	0	0
Courtney Brown	1	1	0	0	0	0	1	0	0	0	0	0	0	0
Michael Jameson	1	1	0	0	0	0	0	0	0	0	0	0	0	0
Damian Gregory	1	0	1	0	0	0	0	0	0	0	0	0	0	0
Corey Fuller	1	0	1	0	0	0	0	0	0	0	0	0	0	0
Gerard Warren	1	0	1	0	0	0	3	0	0	0	0	0	0	0
Dwayne Rudd	1	0	1	0	0	0	0	0	0	0	0	0	0	0
Tyrone Rogers	1	0	1	0	0	0	0	0	0	0	0	0	0	0
Devin Bush	0	0	0	0	0	0	0	0	0	0	0	0	0	0
BROWNS TOTALS	59	41	18	0	1	10	6	1	0	0	3	1	0	0

CLEVELAND BROWNS SPECIAL TEAMS STATISTICS AT CINCINNATI

PLAYER	TACKLES			FUMBLES		PATs	BLOCKED		TDS	SAFETIES
	TOTAL	SOLO	ASST.	FOR.	REC.		FGS	PUNTS		
Brant Boyer	3	3	0	0	0	0	0	0	0	0
Steve Heiden	2	2	0	0	1	0	0	0	0	0
Chris Akins	2	0	2	0	0	0	0	0	0	0
Devin Bush	1	1	0	0	0	0	0	0	0	0
Lewis Sanders	1	1	0	0	0	0	0	0	0	0
Andra Davis	1	1	0	0	0	0	0	0	0	0
Frisman Jackson	1	0	1	0	0	0	0	0	0	0
Michael Jameson	1	0	1	0	0	0	0	0	0	0
BROWNS TOTALS	12	8	4	0	1	0	0	0	0	0

CLEVELAND BROWNS 24, NEW ORLEANS SAINTS 15

NOV. 24, 2002 • LOUISIANA SUPERDOME • ATTENDANCE: 68,295

STARTING LINEUPS

CLEVELAND BROWNS

OFFENSE		DEFENSE	
WR 81	Q. Morgan	LE 96	K. Lang
LT 77	R. Verba	LT 94	G. Warren
LG 79	B. Stokes	RT 99	O. Roye
C 64	D. Wohlabaugh	RE 92	C. Brown
RG 60	S. O'Hara	SLB 56	D. Hambrick
RT 72	R. Tucker	MLB 50	E. Holmes
TE 83	M. Campbell	WLB 57	D. Rudd
WR 85	K. Johnson	LCB 25	C. Fuller
QB 2	T. Couch	FS 37	A. Henry
RB 31	W. Green	SS 24	R. Griffith
TE 89	D. Sanders	RCB 33	D. McCutcheon

NEW ORLEANS SAINTS

OFFENSE		DEFENSE	
WR 87	J. Horn	DE 98	W. Whitehead
LT 68	K. Turley	DT 90	K. Smith
LG 64	K. Jacox	DT 91	G. Jackson
C 62	J. Fontenot	DE 93	D. Howard
RG 71	S. Fola	OLB 54	D. Smith
RT 66	V. Riley	MLB 56	C. Clemons
TE 82	B. Williams	OLB 52	S. Hodge
WR 80	J. Pathon	LCB 21	D. Carter
QB 2	A. Brooks	RCB 22	F. Thomas
WR 83	D. Stallworth	SS 29	S. Knight
RB 48	J. Fenderson	FS 20	J. Bellamy

TEAM	1	2	3	4	FINAL
Cleveland	7	7	7	3	24
New Orleans	3	3	6	3	15

SCORING SUMMARY

TEAM	Q	TIME	PLAY DESCRIPTION (EXTRA POINT) (DRIVE INFO)	V	H
Saints	1	11:09	J. Carney 33 yd. field goal (6-22, 2:08)	0	3
Browns	1	3:30	W. Green 1 yd. run (Dawson kick) (9-85, 5:17)	7	3
Saints	2	14:06	J. Carney 27 yd. field goal (9-45, 4:24)	7	6
Browns	2	3:50	D. Northcutt 36 yd. run (Dawson kick) (2-36, 0:15)	14	6
Saints	3	8:18	Fenderson 17 yd. run (pass failed) (12-80, 6:42)	14	12
Browns	3	4:44	K. Johnson 24 yd. pass from T. Couch (Dawson kick) (6-79, 3:34)	21	12
Saints	4	10:14	J. Carney 48 yd. field goal (4-9, 1:41)	21	15
Browns	4	3:25	P. Dawson 28 yd. field goal (13-68, 6:49)	24	15

INDIVIDUAL STATISTICS

CLEVELAND BROWNS						NEW ORLEANS SAINTS					
RUSHING	ATT	YDS	AVG	LG	TD	RUSHING	ATT	YDS	AVG	LG	TD
W. Green	28	114	4.1	23	1	J. Fenderson	7	35	5.0	17	1
D. Northcutt	2	35	17.5	36	1	C. Keaton	10	19	1.9	4	0
J. Jackson	2	11	5.5	8	0	F. McAfee	1	11	11.0	11	0
T. Couch	5	3	0.6	3	0	A. Brooks	3	9	3.0	7	0
TOTAL	37	163	4.4	36	2	TOTAL	21	74	3.5	17	1

PASSING	ATT	CMP	YDS	SK/YD	TD	LG	INT	RT	PASSING	ATT	CMP	YDS	SK/YD	TD	LG	INT	RT
T. Couch	21	12	182	1/6	1	46	2	62.1	A. Brooks	40	23	318	2/9	0	59	3	51.9
K. Johnson	1	0	0	0/0	0	0	0	39.6	TOTAL	40	23	318	2/9	0	59	3	51.9
TOTAL	22	12	182	1/6	1	46	2	59.2	TOTAL	40	23	318	2/9	0	59	3	51.9

PASS RECEIVING	NO	YDS	AVG	LG	TD	PASS RECEIVING	NO	YDS	AVG	LG	TD
D. Northcutt	3	68	22.7	40	0	J. Fenderson	5	33	6.6	13	0
K. Johnson	3	51	10.3	24	1	B. Williams	4	43	10.8	13	0
Q. Morgan	2	37	28.5	46	0	J. Pathon	4	39	9.8	16	0
D. Sanders	1	9	9.0	9	0	M. Lewis	3	114	38.0	59	0
S. Heiden	1	8	8.0	8	0	J. Horn	3	47	15.7	18	0
J. Jackson	1	5	5.0	5	0	D. Stallworth	2	24	12.0	18	0
M. Campbell	1	4	4.0	4	0	D. Sloan	1	14	14.0	14	0
TOTAL	12	182	15.2	46	1	L. Hall	1	4	4.0	4	0
TOTAL	23	318	13.8	59	0	TOTAL	23	318	13.8	59	0

INTERCEPTIONS	NO	YDS	AVG	LG	TD	INTERCEPTIONS	NO	YDS	AVG	LG	TD
A. Henry	2	4	2.0	4	0	F. Thomas	1	31	31.0	31	0
E. Little	1	0	0.0	0	0	D. Carter	1	25	25.0	25	0
TOTAL	3	4	1.3	4	0	TOTAL	2	56	28.0	31	0

PUNTING	NO	YDS	AVG	TB	IN20	LG	PUNTING	NO	YDS	AVG	TB	IN20	LG
C. Gardocki	4	152	38.0	0	2	49	T. Gowin	1	45	45.0	0	0	45
TOTAL	4	152	38.0	0	2	49	TOTAL	1	45	45.0	0	0	45

PUNT RETURNS	NO	YDS	AVG	FC	LG	TD	PUNT RETURNS	NO	YDS	AVG	FC	LG	TD
D. Northcutt	1	0	0.0	0	0	0	M. Lewis	2	7	3.5	1	7	0
TOTAL	1	0	0.0	0	0	0	[OUT OF BOUNDS]	1	0	0.0	0	0	0
TOTAL	2	7	3.5	1	7	0	RETURNS	2	7	3.5	1	7	0

KICKOFF RETURNS	NO	YDS	AVG	FC	LG	TD	KICKOFF RETURNS	NO	YDS	AVG	FC	LG	TD
Andre' Davis	4	80	20.0	0	26	0	M. Lewis	4	103	25.8	0	29	0
[TOUCHBACK]	1	0	0.0	0	0	0	[TOUCHBACK]	1	0	0.0	0	0	0
RETURNS	4	80	20.0	0	26	0	RETURNS	4	103	25.8	0	29	0

FUMBLES	OWN	REC	YDS	TD	FORCED	OPP	REC	YDS	TD	OUT	BDS	FUMBLES	OWN	REC	YDS	TD	FORCED	OPP	REC	YDS	TD	OUT	BDS
W. Green	1	0	0	0	0	0	0	0	0	0	0	C. Keaton	1	1	0	0	0	0	0	0	0	0	0
R. Verba	0	1	0	0	0	0	0	0	0	0	0	A. Brooks	1	0	0	0	0	0	0	0	0	0	0
K. Lang	0	0	0	0	1	0	0	0	0	0	0	J. Fenderson	1	0	0	0	0	0	0	0	0	0	0
O. Roye	0	0	0	0	1	0	0	0	0	0	0	M. Lewis	1	0	0	0	0	0	0	0	0	0	0
C. Brown	0	0	0	0	0	1	0	0	0	0	0	F. Thomas	0	0	0	0	1	0	0	0	0	0	
Andra Davis	0	0	0	0	0	1	0	0	0	0	0	TOTAL	4	1	0	0	1	0	0	0	0	0	0
L. Sanders	0	0	0	0	0	1	13	0	0	0	0	TOTAL	4	1	0	0	1	0	0	0	0	0	0
TOTAL	1	1	0	0	2	3	13	0	0	0	0	TOTAL	4	1	0	0	1	0	0	0	0	0	0

2002 REVIEW WEEK-BY-WEEK SUMMARIES



TEAM STATISTICS

	VISITOR BROWNS	HOME SAINTS
TOTAL FIRST DOWNS	17	19
By Rushing	7	4
By Passing	8	14
By Penalty	2	1
THIRD DOWN EFFICIENCY	5-13-38%	3-11-27%
FOURTH DOWN EFFICIENCY	0-0-0%	1-1-100%
TOTAL NET YARDS	339	383
Total Offensive Plays (inc. times thrown passing)	60	63
Average gain per offensive play	5.7	6.1
NET YARDS RUSHING	163	74
Total Rushing Plays	37	21
Average gain per rushing play	4.4	3.5
Tackles for a loss-number and yards	4-6	2-4
NET YARDS PASSING	176	309
Times thrown - yards lost attempting to pass	1-6	2-9
Gross yards passing	182	318
PASS ATTEMPTS-COMPLETIONS-HAD INTERCEPTED	22-12-2	40-23-3
Avg gain per pass play (inc.# thrown passing)	7.7	7.4
KICKOFFS Number-In End Zone-Touchbacks	5-2-1	5-1-1
PUNTS Number and Average	4-38.0	1-45.0
Had Blocked	0	0
FGs - PATs Had Blocked	0-0	0-0
Net Punting Average	36.3	45.0
TOTAL RETURN YARDAGE (Not Including Kickoffs)	4	63
No. and Yards Punt Returns	1-0	2-7
No. and Yards Kickoff Returns	4-80	4-103
No. and Yards Interception Returns	3-4	2-56
PENALTIES Number and Yards	4-31	5-24
FUMBLES Number and Lost	1-0	4-3
TOUCHDOWNS	3	1
Rushing	2	1
Passing	1	0
EXTRA POINTS Made-Attempts	3-3	0-1
Kicking Made-Attempts	3-3	0-0
Passing Made-Attempts	0-0	0-1
FIELD GOALS Made-Attempts	1-1	3-3
RED ZONE EFFICIENCY	1-2-50%	1-6-17%
GOAL TO GO EFFICIENCY	1-1-100%	0-1-0%
SAFETIES	0	0
FINAL SCORE	24	15
TIME OF POSSESSION	31:11	28:49

DEFENSIVE STATISTICS

PLAYER	TACKLES			TFL	SACKS	YDS	PRESS.	HITS	INTS	YDS	PBU	FUMBLES		SAFETIES
	TOTAL	SOLO	ASST.									FOR.	REC.	
Robert Griffith	9	6	2	1	0	0	0	0	0	0	1	0	0	0
Earl Holmes	9	3	6	0	0	0	0	0	0	0	0	0	0	0
Orpheus Roye	7	6	1	0	0	0	7	1	0	0	1	1	0	0
Devin Bush	5	4	1	0	0	0	0	0	0	0	1	0	0	0
Dwayne Rudd	4	4	0	0	0	0	0	0	0	0	0	0	0	0
Earl Little	4	3	1	0	0	0	0	0	1	0	2	0	0	0
Kenard Lang	4	3	1	0	0	0	1	0	0	0	0	1	0	0
Courtney Brown	4	3	1	0	0	0	2	1	0	0	1	0	1	0
Gerard Warren	4	3	1	0	0	0	1	0	0	0	1	0	0	0
Darren Hambrick	4	2	2	0	0	0	0	0	0	0	0	0	0	0
Corey Fuller	3	3	0	0	0	0	0	0	0	0	0	0	0	0
Daylon McCutcheon	3	2	1	0	0	0	0	0	0	0	1	0	0	0
Mark Word	1	1	0	0	1	7	4	1	0	0	0	0	0	0
Tyrone Rogers	1	1	0	0	0	0	1	0	0	0	0	0	0	0
Anthony Henry	1	0	1	0	0	0	0	0	2	4	0	0	0	0
Alvin McKinley	1	0	0	1	0	0	0	0	0	0	0	0	0	0
Chris Akins	0	0	0	0	0	0	0	0	0	0	0	0	0	0
Lewis Sanders	0	0	0	0	0	0	0	0	0	0	0	0	1	0
Michael Jameson	0	0	0	0	0	0	0	0	0	0	0	0	0	0
Brant Boyer	2	2	0	0	0	0	0	0	0	0	0	0	0	0
Michael Jameson	0	0	0	0	0	0	0	0	0	0	0	0	0	0
Damian Gregory	0	0	0	0	0	0	0	0	0	0	0	0	0	0
Team	0	0	0	0	1	2	0	0	0	0	0	0	0	0
BROWNS TOTALS	66	46	18	2	2	9	16	3	3	4	8	2	2	0

CLEVELAND BROWNS SPECIAL TEAMS STATISTICS AT NEW ORLEANS

PLAYER	TACKLES			FUMBLES		PATs	BLOCKED			SAFETIES
	TOTAL	SOLO	ASST.	FOR.	REC.		FGS	PUNTS	TDS	
Chris Akins	2	2	0	0	0	0	0	0	0	0
Earl Little	2	2	0	0	0	0	0	0	0	0
Brant Boyer	2	1	1	0	0	0	0	0	0	0
Steve Heiden	1	1	0	0	0	0	0	0	0	0
Frisman Jackson	1	1	0	0	0	0	0	0	0	0
Michael Jameson	1	0	1	0	0	0	0	0	0	0
Andra Davis	0	0	0	0	1	0	0	0	0	0
BROWNS TOTALS	9	7	2	0	1	0	0	0	0	0

STARTING LINEUPS

CAROLINA PANTHERS					CLEVELAND BROWNS				
OFFENSE			DEFENSE		OFFENSE			DEFENSE	
WR 87	M. Muhammad	LDE 90	J. Peppers	WR 81	Q. Morgan	LDE 96	K. Lang		
LT 75	T. Staussie	LDT 98	S. Burton	LT 77	R. Verba	LDT 94	G. Warren		
LG 63	J. Nesbitt	RDT 77	K. Jenkins	LG 79	B. Stokes	RDE 99	O. Roye		
C 60	J. Mitchell	RDE 93	M. Rucker	C 64	D. Wohlabough	RDT 92	C. Brown		
RG 65	K. Donnalley	SLB 58	M. Fields	RG 60	S. O'Hara	SLB 56	D. Hambrick		
RT 73	M. Tuten	MLB 54	W. Witherspoon	RT 72	R. Tucker	MLB 50	E. Holmes		
TE 85	W. Walls	DB 29	D. Wesley	TE 83	M. Campbell	WLB 57	D. Rudd		
WR 89	S. Smith	LCB 21	T. Cousin	WR 85	K. Johnson	LCB 25	C. Fuller		
QB 9	R. Peete	RCB 23	R. Howard	QB 2	T. Couch	RCB 37	A. Henry		
FB 45	B. Hoover	SS 30	M. Minter	RB 31	W. Green	SS 24	R. Griffith		
RB 22	D. Brown	FS 27	D. Grant	WR 87	Andre' Davis	FS 20	E. Little		

TEAM	1	2	3	4	FINAL
Carolina	7	0	0	6	13
Cleveland	3	0	3	0	6

SCORING SUMMARY

TEAM	Q	TIME	PLAY DESCRIPTION (EXTRA POINT) (DRIVE INFO)	V	H
Browns	1	6:52	P. Dawson 25 yd. field goal (12-58, 6:51)	0	7
Panthers	1	0:09	W. Walls 24 yd. pass from R. Peete (Graham kick) (3-22, 1:56)	7	3
Browns	3	0:07	P. Dawson 33 yd. field goal (7-20, 3:32)	7	6
Panthers	4	9:13	S. Graham 43 yd. field goal (11-45, 5:54)	10	6
Panthers	4	2:53	S. Graham 44 yd. field goal (8-13, 4:49)	13	6

INDIVIDUAL STATISTICS

CAROLINA PANTHERS							CLEVELAND BROWNS										
RUSHING	ATT	YDS	AVG	LG	TD		RUSHING	ATT	YDS	AVG	LG	TD					
D. Brown	27	122	4.5	24	0		W. Green	24	94	3.9	16	0					
B. Hoover	4	20	5.0	9	0		D. Northcutt	1	34	34.0	34	0					
R. Fasani	4	6	1.5	7	0		J. White	1	7	7.0	7	0					
R. Peete	3	-3	-1.0	-1	0		J. Jackson	2	5	2.5	3	0					
TOTAL	38	145	3.8	24	0		TOTAL	28	140	5.0	34	0					
PASSING	ATT	CMP	YDS	SK/YD	TD	LG	INT	RT	PASSING	ATT	CMP	YDS	SK/YD	TD	LG	INT	RT
R. Peete	17	8	89	0/0	1	24	1	58.2	T. Couch	27	12	130	3/12	0	18	3	19.6
R. Fasani	1	0	0	0/0	0	0	0	39.6									
D. Brown	1	0	0	0/0	0	0	0	1 0.0									
TOTAL	19	8	89	0/0	1	24	2	34.6	TOTAL	27	12	130	3/12	0	18	3	19.6
PASS RECEIVING	NO	YDS	AVG	LG	TD		PASS RECEIVING	NO	YDS	AVG	LG	TD					
M. Muhammad	4	49	12.3	17	0		K. Johnson	5	57	11.4	18	0					
W. Walls	1	24	24.0	24	1		W. Green	3	44	14.7	18	0					
K. Mangum	1	9	9.0	9	0		S. Heiden	2	18	9.0	9	0					
D. Brown	1	4	4.0	4	0		J. White	2	11	5.5	10	0					
S. Smith	1	3	3.0	3	0												
TOTAL	8	89	11.1	24	1		TOTAL	12	130	10.8	18	0					
INTERCEPTIONS	NO	YDS	AVG	LG	TD		INTERCEPTIONS	NO	YDS	AVG	LG	TD					
E. McDaniel	2	13	6.5	13	0		E. Little	1	7	7.0	7	0					
M. Minter	1	23	23.0	23	0		C. Fuller	1	0	0.0	0	0					
TOTAL	3	36	12.0	23	0		TOTAL	2	7	3.5	7	0					
PUNTING	NO	YDS	AVG	TB	IN20	LG	PUNTING	NO	YDS	AVG	TB	IN20	LG				
T. Sauerbrun	4	168	42.0	0	1	51	C. Gardocki	4	130	32.5	0	1	37				
TOTAL	4	168	42.0	0	1	51	TOTAL	4	130	32.5	0	1	37				
PUNT RETURNS	NO	YDS	AVG	FC	LG	TD	PUNT RETURNS	NO	YDS	AVG	FC	LG	TD				
S. Smith	1	6	6.0	0	6	0	D. Northcutt	2	21	10.5	0	17	0				
I. Byrd	0	0	0.0	2	0	0	Andre' Davis	2	9	4.5	0	9	0				
[DOWNED]	1	0	0.0	0	0	0											
RETURNS	1	6	6.0	2	6	0	RETURNS	4	30	7.5	0	17	0				
KICKOFF RETURNS	NO	YDS	AVG	FC	LG	TD	KICKOFF RETURNS	NO	YDS	AVG	FC	LG	TD				
I. Byrd	2	42	21.0	0	28	0	Andre' Davis	3	68	22.7	0	26	0				
D. Brown	1	14	14.0	0	14	0	[OUT OF BOUNDS]	1	0	0.0	0	0	0				
RETURNS	3	56	18.7	0	28	0	RETURNS	3	68	22.7	0	26	0				
FUMBLES	OWN	FUM	REC	YDS	TD	FORCED	OPP	FUM	REC	YDS	TD	FORCED	OPP	OUT	BDS		
D. Brown	1	1	0	0	0	0	T. Couch	1	0	0	0	0	0	0	0		
M. Fields	0	0	0	0	1	0	D. Northcutt	1	0	0	0	0	0	0	0		
D. Richardson	0	0	0	0	1	0											
D. Grant	0	0	0	0	0	1											
J. Kyle	0	0	0	0	0	1											
TOTAL	1	1	0	0	2	2	0	0	0	0	0	0	0	0	0		

TEAM STATISTICS

	VISITOR PANTHERS	HOME BROWNS
TOTAL FIRST DOWNS	11	14
By Rushing	7	7
By Passing	4	7
By Penalty	0	0
THIRD DOWN EFFICIENCY	5-15-33%	4-12-33%
FOURTH DOWN EFFICIENCY	1-1-100%	0-0-0%
TOTAL NET YARDS	234	258
Total Offensive Plays (inc. times thrown passing)	57	58
Average gain per offensive play	4.1	4.4
NET YARDS RUSHING	145	140
Total Rushing Plays	38	28
Average gain per rushing play	3.8	5.0
Tackles for a loss-number and yards	4-7	3-6
NET YARDS PASSING	89	118
Times thrown - yards lost attempting to pass	0-0	3-12
Gross yards passing	89	130
PASS ATTEMPTS-COMPLETIONS-HAD INTERCEPTED	19-8-2	27-12-3
Avg gain per pass play (inc.# thrown passing)	4.7	3.9
KICKOFFS Number-In End Zone-Touchbacks	4-0-0	3-0-0
PUNTS Number and Average	4-42.0	4-32.5
Had Blocked	0	0
FGs - PATs Had Blocked	1-0	0-0
Net Punting Average	34.5	31.0
TOTAL RETURN YARDAGE (Not Including Kickoffs)	42	37
No. and Yards Punt Returns	1-6	4-30
No. and Yards Kickoff Returns	3-56	3-68
No. and Yards Interception Returns	3-36	2-7
PENALTIES Number and Yards	3-25	2-10
FUMBLES Number and Lost	1-0	2-2
TOUCHDOWNS	1	0
Rushing	0	0
Passing	1	0
EXTRA POINTS Made-Attempts	1-1	0-0
Kicking Made-Attempts	1-1	0-0
FIELD GOALS Made-Attempts	2-4	2-3
RED ZONE EFFICIENCY	0-2-0%	0-3-0%
GOAL TO GO EFFICIENCY	0-1-0%	0-1-0%
SAFETIES	0	0
FINAL SCORE	13	6
TIME OF POSSESSION	32:23	27:37

2002 REVIEW
WEEK-BY-WEEK SUMMARIES

DEFENSIVE STATISTICS

PLAYER	TACKLES			TFL	SACKS	YDS	PRESS.	HITS	INTS	YDS	PBU	FUMBLES		SAFETIES
	TOTAL	SOLO	ASST.									FOR.	REC.	
Robert Griffith	9	7	2	0	0	0	0	0	0	0	0	0	0	0
Earl Holmes	8	6	1	1	0	0	0	0	0	0	0	0	0	0
Earl Little	8	3	5	0	0	0	0	0	1	7	0	0	0	0
Dwayne Rudd	7	3	3	1	0	0	0	0	0	0	0	0	0	0
Darren Hambrick	6	4	2	0	0	0	0	0	0	0	0	0	0	0
Anthony Henry	5	5	0	0	0	0	0	0	0	0	0	0	0	0
Orpheus Roye	4	3	1	0	0	0	2	0	0	0	0	0	0	0
Gerard Warren	4	2	1	1	0	0	0	0	0	0	0	0	0	0
Courtney Brown	3	2	1	0	0	0	2	2	0	0	1	0	0	0
Kenard Lang	2	2	0	0	0	0	0	0	0	0	0	0	0	0
Devin Bush	1	1	0	0	0	0	0	0	0	0	0	0	0	0
Corey Fuller	1	1	0	0	0	0	0	0	1	0	2	0	0	0
Lewis Sanders	1	1	0	0	0	0	0	0	0	0	0	0	0	0
Mark Word	0	0	0	0	0	0	0	0	0	0	0	0	0	0
Tyrone Rogers	0	0	0	0	0	0	0	0	0	0	0	0	0	0
Alvin McKinley	0	0	0	0	0	0	0	0	0	0	0	0	0	0
Brant Boyer	0	0	0	0	0	0	0	0	0	0	0	0	0	0
BROWNS TOTALS	59	40	16	3	0	0	4	2	2	7	3	0	0	0

CLEVELAND BROWNS SPECIAL TEAMS STATISTICS VS. CAROLINA

PLAYER	TACKLES			FUMBLES		BLOCKED			TDS	SAFETIES
	TOTAL	SOLO	ASST.	FOR.	REC.	PATS	FGS	PUNTS		
Lenoy Jones	3	3	0	0	0	0	0	0	0	0
Chris Akins	1	1	0	0	0	0	0	0	0	0
Raymond Walls	1	1	0	0	0	0	0	0	0	0
Michael Jameson	1	1	0	0	0	0	0	0	0	0
Jamel White	1	0	1	0	0	0	0	0	0	0
Brant Boyer	1	0	1	0	0	0	0	0	0	0
Gerard Warren	0	0	0	0	0	0	1	0	0	0
BROWNS TOTALS	8	6	2	0	0	0	1	0	0	0

13 CLEVELAND BROWNS 21, JACKSONVILLE JAGUARS 20

DEC. 8, 2002 • ALLTEL STADIUM • ATTENDANCE: 46,267

STARTING LINEUPS

CLEVELAND BROWNS						JACKSONVILLE JAGUARS									
OFFENSE			DEFENSE			OFFENSE			DEFENSE						
WR 81	Q. Morgan	LDE 96	K. Lang	WR 82	J. Smith	LDE 91	M. Coleman	LT 77	R. Verba	LDT 94	G. Warren	LT 72	M. Pearson	LDT 98	J. Henderson
LG 79	B. Stokes	RDT 99	O. Roye	LG 63	B. Meester	RDT 99	M. Stroud	C 64	D. Wohlabough	RDE 98	T. Rogers	C 66	J. Wade	RDE 95	P. Spicer
RG 60	S. O'Hara	SLB 56	D. Hambrick	RG 65	C. Naeole	SLB 55	D. Clark	RT 72	R. Tucker	MLB 50	E. Holmes	RT 78	T. Fordham	MLB 58	W. Rainer
TE 83	M. Campbell	WLB 57	D. Rudd	TE 80	K. Brady	WLB 53	T. Slaughter	WR 85	K. Johnson	LCB 25	C. Fuller	WR 81	B. Shaw	LCB 25	F. Bryant
QB 2	T. Couch	RCB 37	A. Henry	QB 8	M. Brunell	RCB 29	J. Craft	RB 31	W. Green	SS 24	R. Griffith	FB 31	P. Washington	SS 26	A. Battles
TE 82	S. Heiden	FS 20	E. Little	RB 28	F. Taylor	FS 32	M. McCree								

SCORING SUMMARY

TEAM	Q	TIME	PLAY DESCRIPTION (EXTRA POINT) (DRIVE INFO)	V	H
Jaguars	1	1:29	K. Brady 4 yd. pass from M. Brunell (Boyd kick) (8-53, 4:45)	0	7
Browns	3	7:33	W. Green 3 yd. run (Dawson kick) (10-96, 5:51)	7	7
Jaguars	3	5:28	F. Taylor 44 yd. run (Boyd kick) (5-67, 2:05)	7	14
Browns	3	3:52	Q. Morgan 60 yd. pass from T. Couch (Dawson kick) (3-74, 1:36)	14	14
Jaguars	4	2:32	D. Boyd 33 yd. field goal (6-28, 2:41)	14	17
Jaguars	4	0:50	D. Boyd 22 yd. field goal (5-20, 0:35)	14	20
Browns	4	0:00	Q. Morgan 50 yd. pass from T. Couch (Dawson kick) (3-53, 0:50)	21	20

INDIVIDUAL STATISTICS

CLEVELAND BROWNS											JACKSONVILLE JAGUARS										
RUSHING	ATT	YDS	AVG	LG	TD	RUSHING	ATT	YDS	AVG	LG	TD	RUSHING	ATT	YDS	AVG	LG	TD				
W. Green	26	119	4.6	15	1	F. Taylor	23	145	6.3	44	1	J. Smith	2	11.5	17	0	0				
J. White	4	22	5.5	19	0	M. Brunell	4	6	1.5	5	0	F. Taylor	2	12	6.0	11	0				
T. Couch	1	12	12.0	12	0	S. Mack	4	6	1.5	4	0	B. Shaw	1	13	13.0	13	0				
J. Jackson	1	11	11.0	11	0							P. Washington	1	5	5.0	5	0				
Andre' Davis	1	9	9.0	9	0							S. Mack	1	4	4.0	4	0				
TOTAL	33	173	5.2	19	1	TOTAL	31	157	5.1	44	1	TOTAL	10	73	7.3	17	1				
PASSING	ATT	CMP	YDS	SK/YD	TD	LG	INT	RT	PASSING	ATT	CMP	YDS	SK/YD	TD	LG	INT	RT				
T. Couch	35	21	264	3/20	2	60	2	78.8	M. Brunell	14	10	73	3/19	1	17	0	107.1				
TOTAL	35	21	264	3/20	2	60	2	78.8	TOTAL	14	10	73	3/19	1	17	0	107.1				
PASS RECEIVING	NO	YDS	AVG	LG	TD	PASS RECEIVING	NO	YDS	AVG	LG	TD	PASS RECEIVING	NO	YDS	AVG	LG	TD				
S. Heiden	5	21	4.2	8	0	K. Brady	3	16	5.3	8	1	J. Smith	1	1	1.0	1	1				
J. White	4	25	6.3	8	0	J. Smith	2	23	11.5	17	0	B. Shaw	1	1	1.0	1	0				
Q. Morgan	3	118	39.3	60	2	F. Taylor	2	12	6.0	11	0	[OUT OF BOUNDS]	2	0	0.0	0	0				
W. Green	3	25	8.3	12	0	B. Shaw	1	13	13.0	13	0	[TOUCHBACK]	1	0	0.0	0	0				
Andre' Davis	3	20	6.7	10	0	P. Washington	1	5	5.0	5	0	RETURNS	1	1	1.0	1	0				
K. Johnson	2	29	14.5	22	0	S. Mack	1	4	4.0	4	0	KICKOFF RETURNS	NO	YDS	AVG	FC	LG	TD			
M. Campbell	1	26	26.0	26	0							Andre' Davis	4	81	20.3	0	25	0			
TOTAL	21	264	12.6	60	2	TOTAL	10	73	7.3	17	1	J. White	1	10	10.0	0	10	0			
INTERCEPTIONS	NO	YDS	AVG	LG	TD	INTERCEPTIONS	NO	YDS	AVG	LG	TD	RETURNS	5	91	18.2	0	25	0			
	0	0	0.0	0	0	A. Ayodele	1	22	22.0	22	0	KICKOFF RETURNS	NO	YDS	AVG	FC	LG	TD			
TOTAL	0	0	0.0	0	0	M. McCree	1	11	11.0	11	0	Andre' Davis	1	10	10.0	0	10	0			
PUNTING	NO	YDS	AVG	TB	IN20	LG	PUNTING	NO	YDS	AVG	TB	IN20	LG	PUNTING	NO	YDS	AVG	TB	IN20	LG	
C. Gardocki	5	199	39.8	1	1	52	C. Hanson	7	326	46.6	0	4	56	TOTAL	7	326	46.6	0	4	56	
TOTAL	5	199	39.8	1	1	52	TOTAL	7	326	46.6	0	4	56								
PUNT RETURNS	NO	YDS	AVG	FC	LG	TD	PUNT RETURNS	NO	YDS	AVG	FC	LG	TD								
Andre' Davis	3	4	1.3	1	7	0	B. Shaw	1	1	1.0	1	1	0								
[DOWNED]	3	0	0.0	0	0	0	[OUT OF BOUNDS]	2	0	0.0	0	0	0								
RETURNS	3	4	1.3	1	7	0	[TOUCHBACK]	1	0	0.0	0	0	0								
KICKOFF RETURNS	NO	YDS	AVG	FC	LG	TD	RETURNS	1	1	1.0	1	1	0								
Andre' Davis	4	81	20.3	0	25	0	I. Charlton	2	49	24.5	0	26	0								
J. White	1	10	10.0	0	10	0	[OUT OF BOUNDS]	1	0	0.0	0	0	0								
RETURNS	5	91	18.2	0	25	0	RETURNS	2	49	24.5	0	26	0								
FUMBLES	OWN	REC	YDS	TD	FORCED	OPP	REC	YDS	TD	FORCED	OPP	REC	YDS	TD	BDS						
	0	0	0	0	0	0	B. Shaw	1	1	0	0	0	0	0	0						
TOTAL	0	0	0	0	0	0	TOTAL	1	1	0	0	0	0	0	0						

TEAM STATISTICS

	VISITOR BROWNS	HOME JAGUARS
TOTAL FIRST DOWNS	21	13
By Rushing	8	7
By Passing	11	4
By Penalty	2	2
THIRD DOWN EFFICIENCY	7-15-47%	2-11-18%
FOURTH DOWN EFFICIENCY	0-0-0%	0-0-0%
TOTAL NET YARDS	417	211
Total Offensive Plays (inc. times thrown passing)	71	48
Average gain per offensive play	5.9	4.4
NET YARDS RUSHING	173	157
Total Rushing Plays	33	31
Average gain per rushing play	5.2	5.1
Tackles for a loss-number and yards	4-9	4-10
NET YARDS PASSING	244	54
Times thrown - yards lost attempting to pass	3-20	3-19
Gross yards passing	264	73
PASS ATTEMPTS-COMPLETIONS-HAD INTERCEPTED	35-21-2	14-10-0
Avg gain per pass play (inc.# thrown passing)	6.4	3.2
KICKOFFS Number-In End Zone-Touchbacks	3-0-0	5-0-0
PUNTS Number and Average	5-39.8	7-46.6
Had Blocked	0	0
FGs - PATs Had Blocked	1-0	0-0
Net Punting Average	35.6	46.0
TOTAL RETURN YARDAGE (Not Including Kickoffs)	4	34
No. and Yards Punt Returns	3-4	1-1
No. and Yards Kickoff Returns	5-91	2-49
No. and Yards Interception Returns	0-0	2-33
PENALTIES Number and Yards	10-68	5-51
FUMBLES Number and Lost	0-0	1-0
TOUCHDOWNS	3	2
Rushing	1	1
Passing	2	1
EXTRA POINTS Made-Attempts	3-3	2-2
Kicking Made-Attempts	3-3	2-2
FIELD GOALS Made-Attempts	0-2	2-2
RED ZONE EFFICIENCY	1-2-50%	1-3-33%
GOAL TO GO EFFICIENCY	0-0-0%	1-2-50%
SAFETIES	0	0
FINAL SCORE	21	20
TIME OF POSSESSION	34:56	25:04

DEFENSIVE STATISTICS

PLAYER	TACKLES							FUMBLES						
	TOTAL	SOLO	ASST.	TFL	SACKS	YDS	PRESS.	HITS	INTS	YDS	PBU	FOR.	REC.	SAFETIES
Earl Holmes	15	10	3	2	0	0	0	0	0	0	0	0	0	0
Robert Griffith	12	8	4	0	0	0	0	0	0	0	0	0	0	0
Tyrone Rogers	9	6	2	1	1	7	0	0	0	0	0	0	0	0
Dwayne Rudd	7	3	3	1	1	7	0	0	0	0	0	0	0	0
Darren Hambrick	6	4	2	0	0	0	0	0	0	0	0	0	0	0
Orpheus Roye	4	2	1	1	0	0	1	1	0	0	0	0	0	0
Gerard Warren	4	2	2	0	0	0	0	0	0	0	0	0	0	0
Corey Fuller	3	2	1	0	0	0	0	0	0	1	0	0	0	0
Kenard Lang	2	2	0	0	0	0	0	0	0	0	0	0	0	0
Anthony Henry	2	1	1	0	0	0	0	0	0	0	0	0	0	0
Earl Little	2	0	2	0	0	0	0	0	0	0	0	0	0	0
Lewis Sanders	1	1	0	0	1	5	0	0	0	0	0	0	0	0
Mark Word	1	1	0	0	0	0	1	0	0	0	0	0	0	0
Brant Boyer	1	1	0	0	0	0	0	0	0	0	0	0	0	0
Courtney Brown	0	0	0	0	0	0	0	0	0	0	0	0	0	0
Alvin McKinley	0	0	0	0	0	0	0	0	0	0	0	0	0	0
Cedric Scott	0	0	0	0	0	0	0	0	0	0	0	0	0	0
Devin Bush	0	0	0	0	0	0	0	0	0	0	0	0	0	0
BROWNS TOTALS	69	43	21	5	3	19	2	1	0	0	1	0	0	0

CLEVELAND BROWNS SPECIAL TEAMS STATISTICS AT JACKSONVILLE

PLAYER	TACKLES			FUMBLES		PATs	BLOCKED		TDS	SAFETIES
	TOTAL	SOLO	ASST.	FOR.	REC.		FGS	PUNTS		
Lenoy Jones	1	1	0	0	0	0	0	0	0	0
Michael Jameson	1	1	0	0	0	0	0	0	0	0
Dwayne Rudd	1	1	0	0	0	0	0	0	0	0
Andra Davis	1	1	0	0	0	0	0	0	0	0
Brant Boyer	1	0	1	0	0	0	0	0	0	0
Chris Akins	1	0	1	0	0	0	0	0	0	0
BROWNS TOTALS	6	4	2	0	0	0	0	0	0	0

**2002 REVIEW
WEEK-BY-WEEK SUMMARIES**

STARTING LINEUPS

INDIANAPOLIS COLTS					CLEVELAND BROWNS				
OFFENSE			DEFENSE		OFFENSE			DEFENSE	
WR 83	Q. Ismail	LDE 79	R. Brock	WR 81	Q. Morgan	LDE 96	K. Lang		
LT 78	T. Glenn	LDI 92	C. Bratzke	LT 77	R. Verba	LDI 94	G. Warren		
LG 64	R. DeMulling	RDT 75	L. Tripplett	LG 79	B. Stokes	RDT 99	O. Roye		
C 63	J. Saturday	RDE 93	D. Freaney	C 64	D. Wohlabaugh	RDE 78	T. Rogers		
RG 71	R. Diem	MLB 52	M. Peterson	RG 60	S. O'Hara	SLB 56	D. Hambrick		
RT 73	A. Meadows	MLB 94	R. Morris	RT 72	R. Tucker	MLB 50	E. Holmes		
TE 81	M. Pollard	RLB 53	M. Washington	TE 83	M. Campbell	WLB 57	D. Rudd		
WR 88	M. Harrison	LCB 21	W. Harris	WR 85	K. Johnson	LCB 25	C. Fuller		
QB 18	P. Manning	RQB 27	D. Macklin	QB 2	T. Couch	RQB 37	A. Henry		
RB 32	E. James	SS 26	D. Gibson	RB 31	W. Green	SS 24	R. Griffith		
TE 80	J. Davenport	FS 34	J. Doering	TE 82	S. Heiden	FS 20	E. Little		

TEAM	1	2	3	4	FINAL
Indianapolis	0	0	14	14	28
Cleveland	13	3	0	7	23

SCORING SUMMARY

TEAM	Q	TIME	PLAY DESCRIPTION (EXTRA POINT) (DRIVE INFO)	V	H
Browns	1	14:41	Q. Morgan 78 yd. pass from T. Couch (kick aborted) (1-78, 0:19)	0	6
Browns	1	1:10	K. Johnson 30 yd. pass from T. Couch (P. Dawson kick) (4-48, 1:54)	0	13
Browns	2	0:12	P. Dawson 29 yd. field goal (9-34, 1:21)	0	16
Colts	3	12:16	J. Mungro 29 yd. run (Vanderjagt kick) (7-74, 2:44)	7	16
Colts	3	2:51	M. Harrison 25 yd. pass from P. Manning (Vanderjagt kick) (6-48, 2:28)	14	16
Browns	4	14:28	W. Green 2 yd. run (P. Dawson kick) (8-66, 3:23)	14	23
Colts	4	11:30	M. Harrison 3 yd. pass from P. Manning (Vanderjagt kick) (7-57, 2:58)	21	23
Colts	4	6:46	J. Mungro 3 yd. run (Vanderjagt kick) (6-86, 3:00)	28	23

INDIVIDUAL STATISTICS

INDIANAPOLIS COLTS							CLEVELAND BROWNS									
RUSHING							RUSHING									
	ATT	YDS	AVG	LG	TD			ATT	YDS	AVG	LG	TD				
J. Mungro	14	75	5.4	29	2		W. Green	22	69	3.1	9	1				
E. James	10	42	4.2	9	0		J. White	3	19	6.3	9	0				
P. Manning	6	24	4.0	13	0		T. Couch	3	8	2.7	5	0				
R. Williams	3	2	0.7	3	0											
TOTAL	33	143	4.3	29	2		TOTAL	28	96	3.4	9	1				
PASSING							PASSING									
	ATT	CMP	YDS	SK/YD	TD	LG		ATT	CMP	YDS	SK/YD	TD				
P. Manning	34	20	277	1/3	2	46	T. Couch	35	21	287	4/34	2				
TOTAL	34	20	277	1/3	2	46	TOTAL	35	21	287	4/34	2				
PASS RECEIVING							PASS RECEIVING									
	NO	YDS	AVG	LG	TD			NO	YDS	AVG	LG	TD				
M. Harrison	9	172	19.1	46	2		J. White	6	73	12.2	33	0				
E. James	3	20	6.7	10	0		K. Johnson	5	70	14.0	30	1				
Q. Ismail	3	14	4.7	9	0		Q. Morgan	3	90	30.0	78	1				
M. Pollard	2	41	20.5	22	0		W. Green	3	24	8.0	17	0				
J. Mungro	2	8	4.0	7	0		M. Campbell	2	15	7.5	10	0				
J. Davenport	1	22	22.0	22	0		A. King	1	13	13.0	13	0				
							Andre' Davis	1	2	2.0	2	0				
TOTAL	20	277	13.9	46	2		TOTAL	21	287	13.7	78	2				
INTERCEPTIONS							INTERCEPTIONS									
	NO	YDS	AVG	LG	TD			NO	YDS	AVG	LG	TD				
	0	0	0.0	0	0		D. Hambrick	1	6	6.0	6	0				
TOTAL	0	0	0.0	0	0		TOTAL	1	6	6.0	6	0				
PUNTING							PUNTING									
	NO	YDS	AVG	TB	IN20	LG		NO	YDS	AVG	TB	IN20				
H. Smith	6	196	32.7	0	3	41	C. Gardocki	8	342	42.8	0	3				
TOTAL	6	196	32.7	0	3	41	TOTAL	8	342	42.8	0	3				
PUNT RETURNS							PUNT RETURNS									
	NO	YDS	AVG	FC	LG	TD		NO	YDS	AVG	FC	LG				
T. Walters	5	29	5.8	0	12	0	Andre' Davis	1	5	5.0	3	5				
J. Walker	2	6	3.0	0	5	0	[DOWNED]	1	0	0.0	0	0				
[DOWNED]	1	0	0.0	0	0	0	[OUT OF BOUNDS]	1	0	0.0	0	0				
RETURNS	7	35	5.0	0	12	0	RETURNS	1	5	5.0	3	5				
KICKOFF RETURNS							KICKOFF RETURNS									
	NO	YDS	AVG	FC	LG	TD		NO	YDS	AVG	FC	LG				
T. Walters	4	70	17.5	0	28	0	Andre' Davis	5	83	16.6	0	25				
[TOUCHBACK]	1	0	0.0	0	0	0										
RETURNS	4	70	17.5	0	28	0	RETURNS	5	83	16.6	0	25				
FUMBLES							FUMBLES									
	OWN	REC	YDS	TD	FORCED	OPP		OWN	REC	YDS	TD	FORCED				
						YDS							YDS			
J. Mungro	2	0	0	0	0	0	T. Couch	2	0	0	0	0	0	0		
J. Saturday	0	1	0	0	0	0	R. Verba	0	1	0	0	0	0	0		
C. Bratzke	0	0	0	0	1	0	0	D. Wohlabaugh	0	1	0	0	0	0	0	
R. Morris	0	0	0	0	1	0	0	0	G. Warren	0	0	0	0	1	1	0
							E. Holmes	0	0	0	0	1	0	0		
TOTAL	2	1	0	0	2	0	TOTAL	2	2	0	0	2	1	0		

2002 REVIEW WEEK-BY-WEEK SUMMARIES



TEAM STATISTICS

	VISITOR COLTS	HOME BROWNS
TOTAL FIRST DOWNS	20	18
By Rushing	7	5
By Passing	13	10
By Penalty	0	3
THIRD DOWN EFFICIENCY	6-15-40%	-16-25%
FOURTH DOWN EFFICIENCY	2-2-100%	2-3-67%
TOTAL NET YARDS	417	349
Total Offensive Plays (inc. times thrown passing)	68	67
Average gain per offensive play	6.1	5.2
NET YARDS RUSHING	143	96
Total Rushing Plays	33	28
Average gain per rushing play	4.3	3.4
Tackles for a loss-number and yards	4-7	3-8
NET YARDS PASSING	274	253
Times thrown - yards lost attempting to pass	1-3	4-34
Gross yards passing	277	287
PASS ATTEMPTS-COMPLETIONS-HAD INTERCEPTED	34-20-1	35-21-0
Avg gain per pass play (inc.# thrown passing)	7.8	6.5
KICKOFFS Number-In End Zone-Touchbacks	5-0-0	5-1-1
PUNTS Number and Average	6-32.7	8-42.8
Had Blocked	0	0
FGs - PATs Had Blocked	0-0	0-0
Net Punting Average	31.8	38.4
TOTAL RETURN YARDAGE (Not Including Kickoffs)	35	11
No. and Yards Punt Returns	7-35	1-5
No. and Yards Kickoff Returns	4-70	5-83
No. and Yards Interception Returns	0-0	1-6
PENALTIES Number and Yards	5-44	7-39
FUMBLES Number and Lost	2-1	2-0
TOUCHDOWNS	4	3
Rushing	2	1
Passing	2	2
EXTRA POINTS Made-Attempts	4-4	2-3
Kicking Made-Attempts	4-4	2-3
FIELD GOALS Made-Attempts	0-0	1-1
RED ZONE EFFICIENCY	2-2-100%	1-3-33%
GOAL TO GO EFFICIENCY	2-2-100%	1-2-50%
SAFETIES	0	0
FINAL SCORE	28	23
TIME OF POSSESSION	29:09	30:51

DEFENSIVE STATISTICS

PLAYER	TACKLES			TFL	SACKS	YDS	PRESS.	HITS	INTS	YDS	PBU	FUMBLES		SAFETIES
	TOTAL	SOLO	ASST.									FOR.	REC.	
Earl Holmes	16	8	7	1	0	0	0	0	0	0	0	0	0	0
Robert Griffith	10	6	4	0	0	0	1	0	0	0	0	0	0	0
Darren Hambrick	7	5	2	0	0	0	0	1	6	0	0	0	0	0
Earl Little	7	4	3	0	0	0	0	0	0	1	0	0	0	0
Orpheus Roye	5	4	0	1	0	0	3	1	0	0	0	0	0	0
Corey Fuller	5	3	2	0	0	0	0	0	0	1	0	0	0	0
Dwayne Rudd	5	2	2	1	0	0	0	0	0	0	0	0	0	0
Tyrone Rogers	4	1	2	1	0	0	0	0	0	0	0	0	0	0
Anthony Henry	3	1	2	0	0	0	0	0	0	1	0	0	0	0
Gerard Warren	2	2	0	0	1	3	2	1	0	0	0	1	1	0
Kenard Lang	2	2	0	0	0	0	0	2	0	0	0	0	0	0
Mark Word	2	2	0	0	0	0	4	0	0	0	0	0	0	0
Devin Bush	2	1	1	0	0	0	0	0	0	0	0	0	0	0
Brant Boyer	1	0	1	0	0	0	0	0	0	0	0	0	0	0
Lewis Sanders	0	0	0	0	0	0	0	0	0	0	0	0	0	0
Courtney Brown	0	0	0	0	0	0	0	0	0	0	0	0	0	0
Alvin McKinley	0	0	0	0	0	0	0	0	0	0	0	0	0	0
Lewis Sanders	0	0	0	0	0	0	0	0	0	0	0	0	0	0
Daylon McCutcheon	0	0	0	0	0	0	0	0	0	0	0	0	0	0
BROWNS TOTALS	71	41	26	4	1	3	10	4	1	6	3	1	1	0

CLEVELAND BROWNS SPECIAL TEAMS STATISTICS VS. INDIANAPOLIS

PLAYER	TACKLES			FUMBLES		PATs	BLOCKED			TDS	SAFETIES
	TOTAL	SOLO	ASST.	FOR.	REC.		FGS	PUNTS			
Brant Boyer	4	4	0	0	0	0	0	0	0	0	0
Andra Davis	3	3	0	0	0	0	0	0	0	0	0
Chris Akins	3	3	0	0	0	0	0	0	0	0	0
Lenoy Jones	2	1	1	0	0	0	0	0	0	0	0
Lewis Sanders	2	1	1	0	0	0	0	0	0	0	0
Michael Jameson	1	1	0	0	0	0	0	0	0	0	0
Earl Little	1	1	0	0	0	0	0	0	0	0	0
Dwayne Rudd	1	0	1	0	0	0	0	0	0	0	0
Steve Heiden	1	0	1	0	0	0	0	0	0	0	0
BROWNS TOTALS	18	14	4	0	0	0	0	0	0	0	0

STARTING LINEUPS

CLEVELAND BROWNS						BALTIMORE RAVENS					
OFFENSE			DEFENSE			OFFENSE			DEFENSE		
WR	81	Q. Morgan	LDE	96	K. Lang	WR	89	T. Taylor	LDE	98	A. Weaver
LT	77	R. Verba	LDT	94	G. Warren	LT	75	Jo. Ogden	NG	97	K. Gregg
LG	79	B. Stokes	RDT	99	O. Roye	LG	64	E. Multitalo	RDE	96	A. Thomas
C	64	D. Wohlabaugh	RDE	78	T. Rogers	C	62	M. Flynn	LOLB	90	C. Brown
RG	60	S. O'Hara	SLB	56	D. Hambrick	RG	66	B. Anderson	LILB	56	E. Hartwell
RT	72	R. Tucker	MLB	50	E. Holmes	RT	77	E. Brooks	RILB	51	B. Harris
TE	83	M. Campbell	WLB	57	D. Rudd	TE	86	T. Heap	ROLB	58	P. Boulware
WR	85	K. Johnson	LCB	25	C. Fuller	QB	11	J. Blake	LCB	21	C. McAlister
QB	2	T. Couch	RCB	33	D. McCutcheon	RB	31	J. Lewis	RCB	2	G. Baxter
RB	31	W. Green	SS	24	R. Griffith	FB	39	A. Ricard	SS	20	E. Reed
TE	89	D. Sanders	FS	20	E. Little	WR	81	R. Hymes	FS	42	A. Mitchell

TEAM	1	2	3	4	FINAL
Cleveland	7	0	0	7	14
Baltimore	3	7	3	0	13

SCORING SUMMARY

TEAM	Q	TIME	PLAY DESCRIPTION (EXTRA POINT) (DRIVE INFO)	V	H
Browns	1	7:29	J. White 3 yd. run (P. Dawson kick) (15-82, 7:31)	7	0
Ravens	1	0:42	M. Stover 31 yd. field goal (12-53, 6:47)	7	3
Ravens	2	4:30	T. Taylor 17 yd. pass from J. Blake (Stover kick) (12-84, 7:35)	7	10
Ravens	3	5:03	M. Stover 43 yd. field goal (9-38, 3:24)	7	13
Browns	4	0:29	M. Campbell 1 yd. pass from T. Couch (Dawson kick) (8-92, 1:49)	14	13

INDIVIDUAL STATISTICS

CLEVELAND BROWNS										BALTIMORE RAVENS																	
RUSHING		ATT	YDS	AVG	LG	TD	PASSING		ATT	YDS	AVG	LG	TD	RUSHING		ATT	YDS	AVG	LG	TD							
RUSHING		ATT	YDS	AVG	LG	TD	PASSING		ATT	YDS	AVG	LG	TD	RUSHING		ATT	YDS	AVG	LG	TD							
W. Green		20	56	2.8	9	0	J. Lewis		21	100	4.8	25	0	J. Lewis		21	100	4.8	25	0							
J. White		4	11	2.8	6	1	T. Taylor		3	20	6.7	11	0	T. Taylor		3	20	6.7	11	0							
T. Couch		1	-1	-1.0	-1	0	J. Blake		3	12	4.0	9	0	J. Blake		3	12	4.0	9	0							
Andre' Davis		1	-3	-3.0	-3	0	C. Taylor		1	10	10.0	10	0	C. Taylor		1	10	10.0	10	0							
TOTAL		26	63	2.4	9	1	TOTAL		29	146	5.0	25	0	TOTAL		29	146	5.0	25	0							
PASSING		ATT	CMP	YDS	SK/YD	TD	LG	INT	RT	PASSING		ATT	CMP	YDS	SK/YD	TD	LG	INT	RT								
T. Couch		31	22	209	2/16	1	28	1	86.6	J. Blake		28	16	143	2/14	1	17	1	68.0								
TOTAL		31	22	209	2/16	1	28	1	86.6	TOTAL		28	16	143	2/14	1	17	1	68.0								
PASS RECEIVING		NO	YDS	AVG	LG	TD	PASS RECEIVING		NO	YDS	AVG	LG	TD	PASS RECEIVING		NO	YDS	AVG	LG	TD							
K. Johnson		5	44	8.8	13	0	T. Heap		7	61	8.7	12	0	T. Heap		7	61	8.7	12	0							
J. White		4	63	15.8	28	0	T. Taylor		3	39	13.0	17	1	T. Taylor		3	39	13.0	17	1							
Q. Morgan		3	50	16.7	17	0	R. Hymes		3	36	12.0	15	0	R. Hymes		3	36	12.0	15	0							
Andre' Davis		3	21	7.0	13	0	A. Ricard		1	4	4.0	4	0	A. Ricard		1	4	4.0	4	0							
A. King		2	20	10.0	11	0	J. Lewis		1	3	3.0	3	0	J. Lewis		1	3	3.0	3	0							
M. Campbell		2	7	3.5	6	1	C. Taylor		1	0	0.0	0	0	C. Taylor		1	0	0.0	0	0							
W. Green		2	2	1.0	4	0	TOTAL		16	143	8.9	17	1	TOTAL		16	143	8.9	17	1							
S. Heiden		1	2	2.0	2	0	TOTAL		16	143	8.9	17	1	TOTAL		16	143	8.9	17	1							
TOTAL		22	209	9.5	28	1	TOTAL		16	143	8.9	17	1	TOTAL		16	143	8.9	17	1							
INTERCEPTIONS		NO	YDS	AVG	LG	TD	INTERCEPTIONS		NO	YDS	AVG	LG	TD	INTERCEPTIONS		NO	YDS	AVG	LG	TD							
M. Jameson		1	0	0.0	0	0	A. Mitchell		1	0	0.0	0	0	A. Mitchell		1	0	0.0	0	0							
TOTAL		1	0	0.0	0	0	TOTAL		1	0	0.0	0	0	TOTAL		1	0	0.0	0	0							
PUNTING		NO	YDS	AVG	TB	IN20	LG	PUNTING		NO	YDS	AVG	TB	IN20	LG	PUNTING		NO	YDS	AVG	TB	IN20	LG				
C. Gardocki		5	207	41.4	0	2	51	D. Zastudil		5	188	37.6	1	3	52	D. Zastudil		5	188	37.6	1	3	52				
TOTAL		5	207	41.4	0	2	51	TOTAL		5	188	37.6	1	3	52	TOTAL		5	188	37.6	1	3	52				
PUNT RETURNS		NO	YDS	AVG	FC	LG	TD	PUNT RETURNS		NO	YDS	AVG	FC	LG	TD	PUNT RETURNS		NO	YDS	AVG	FC	LG	TD				
Andre' Davis		1	15	15.0	0	15	0	L. Brightful		3	11	3.7	0	8	0	L. Brightful		3	11	3.7	0	8	0				
[DOWNED]		3	0	0.0	0	0	0	[DOWNED]		2	0	0.0	0	0	0	[DOWNED]		2	0	0.0	0	0	0				
[TOUCHBACK]		1	0	0.0	0	0	0	TOTAL		3	11	3.7	0	8	0	TOTAL		3	11	3.7	0	8	0				
TOTAL		1	15	15.0	0	15	0	TOTAL		3	11	3.7	0	8	0	TOTAL		3	11	3.7	0	8	0				
KICKOFF RETURNS		NO	YDS	AVG	FC	LG	TD	KICKOFF RETURNS		NO	YDS	AVG	FC	LG	TD	KICKOFF RETURNS		NO	YDS	AVG	FC	LG	TD				
Andre' Davis		2	35	17.5	0	22	0	L. Brightful		3	24	8.0	0	13	0	L. Brightful		3	24	8.0	0	13	0				
A. King		1	13	13.0	0	13	0	TOTAL		3	24	8.0	0	13	0	TOTAL		3	24	8.0	0	13	0				
[TOUCHBACK]		1	0	0.0	0	0	0	TOTAL		3	24	8.0	0	13	0	TOTAL		3	24	8.0	0	13	0				
TOTAL		3	48	16.0	0	22	0	TOTAL		3	24	8.0	0	13	0	TOTAL		3	24	8.0	0	13	0				
FUMBLES		OWN	FUM	REC	YDS	TD	FORCED	OPP	REC	YDS	TD	OUT	BDS	FUMBLES		OWN	FUM	REC	YDS	TD	FORCED	OPP	REC	YDS	TD	OUT	BDS
L. Brightful		1	1	0	0	0	0	J. Lewis		1	0	0	0	0	L. Brightful		1	1	0	0	0	0	0	0	0	0	
J. Blake		1	0	-6	0	0	0	J. Blake		1	0	-6	0	0	J. Blake		1	0	-6	0	0	0	0	0	0		
J. Lewis		0	1	0	0	0	0	J. Lewis		0	1	0	0	0	J. Lewis		0	1	0	0	0	0	0	0			
TOTAL		2	2	-6	0	0	0	TOTAL		2	2	-6	0	0	TOTAL		2	2	-6	0	0	0	0	0	0		

TEAM STATISTICS

	VISITOR BROWNS	HOME RAVENS
TOTAL FIRST DOWNS	19	16
By Rushing	4	6
By Passing	13	9
By Penalty	2	1
THIRD DOWN EFFICIENCY	5-11-45%	7-14-50%
FOURTH DOWN EFFICIENCY	1-1-100%	0-0-0%
TOTAL NET YARDS	256	275
Total Offensive Plays (inc. times thrown passing)	59	59
Average gain per offensive play	4.3	4.7
NET YARDS RUSHING	63	146
Total Rushing Plays	26	29
Average gain per rushing play	2.4	5.0
Tackles for a loss-number and yards	4-8	1-1
NET YARDS PASSING	193	129
Times thrown - yards lost attempting to pass	2-16	2-14
Gross yards passing	209	143
PASS ATTEMPTS-COMPLETIONS-HAD INTERCEPTED	31-22-1	28-16-1
Avg gain per pass play (inc.# thrown passing)	5.8	4.3
KICKOFFS Number-In End Zone-Touchbacks	3-0-0	4-2-1
PUNTS Number and Average	5-41.4	5-37.6
Had Blocked	0	0
FGs - PATs Had Blocked	0-0	0-0
Net Punting Average	39.2	30.6
TOTAL RETURN YARDAGE (Not Including Kickoffs)	15	11
No. and Yards Punt Returns	1-15	3-11
No. and Yards Kickoff Returns	3-48	3-24
No. and Yards Interception Returns	1-0	1-0
PENALTIES Number and Yards	7-70	6-40
FUMBLES Number and Lost	0-0	2-0
TOUCHDOWNS	2	1
Rushing	1	0
Passing	1	1
EXTRA POINTS Made-Attempts	2-2	1-1
Kicking Made-Attempts	2-2	1-1
FIELD GOALS Made-Attempts	0-0	2-2
RED ZONE EFFICIENCY	2-2-100%	1-2-50%
GOAL TO GO EFFICIENCY	2-2-100%	0-0-0%
SAFETIES	0	0
FINAL SCORE	14	13
TIME OF POSSESSION	29:46	30:14

DEFENSIVE STATISTICS

PLAYER	TACKLES			TFL	SACKS	YDS	PRESS.	HITS	INTS	YDS	PBU	FUMBLES			SAFETIES
	TOTAL	SOLO	ASST.									FOR.	REC.	SAFETIES	
Robert Griffith	12	6	6	0	0	0	0	0	0	0	2	0	0	0	0
Earl Holmes	9	6	3	0	0	0	0	0	0	0	0	0	0	0	0
Earl Little	9	5	4	0	0	0	0	0	0	0	0	0	0	0	0
Dwayne Rudd	7	5	2	0	0	0	0	0	0	0	0	0	0	0	0
Daylon McCutcheon	7	4	3	0	0	0	0	0	0	0	0	0	0	0	0
Anthony Henry	6	4	2	0	0	0	0	0	0	0	1	0	0	0	0
Kenard Lang	4	3	1	0	0.5	3	2	1	0	0	0	0	0	0	0
Darren Hambrick	4	2	2	0	0	0	0	0	0	0	0	0	0	0	0
Orpheus Roye	3	2	1	0	0.5	3	3	0	0	0	1	0	0	0	0
Gerard Warren	3	2	1	0	0	0	0	0	0	0	0	0	0	0	0
Corey Fuller	3	1	1	1	0	0	0	0	0	0	1	0	0	0	0
Tyrone Rogers	2	2	0	0	0	0	0	1	0	0	0	0	0	0	0
Mark Word	2	2	0	0	0	0	4	0	0	0	0	0	0	0	0
Brant Boyer	2	2	0	0	1	8	0	0	0	0	0	0	0	0	0
Alvin McKinley	2	1	1	0	0	0	0	0	0	0	0	0	0	0	0
Devin Bush	0	0	0	0	0	0	0	0	0	0	0	0	0	0	0
Michael Jameson	0	0	0	0	0	0	0	0	1	0	0	0	0	0	0
Courtney Brown	0	0	0	0	0	0	0	0	0	0	0	0	0	0	0
Lewis Sanders	0	0	0	0	0	0	0	0	0	0	0	0	0	0	0
BROWNS TOTALS	75	47	27	1	2	14	9	2	1	0	5	0	0	0	0

CLEVELAND BROWNS SPECIAL TEAMS STATISTICS AT BALTIMORE

PLAYER	TACKLES			FUMBLES		PATs	BLOCKED		TDS	SAFETIES
	TOTAL	SOLO	ASST.	FOR.	REC.		FGS	PUNTS		
Brant Boyer	4	4	0	0	0	0	0	0	0	0
Andra Davis	1	1	0	0	0	0	0	0	0	0
Ryan Kuehl	1	1	0	0	0	0	0	0	0	0
Chris Akins	1	0	1	0	0	0	0	0	0	0
Lenoy Jones	1	0	1	0	0	0	0	0	0	0
Dwayne Rudd	1	0	1	0	0	0	0	0	0	0
BROWNS TOTALS	9	6	3	0	0	0	0	0	0	0

STARTING LINEUPS

ATLANTA FALCONS				CLEVELAND BROWNS			
OFFENSE		DEFENSE		OFFENSE		DEFENSE	
RB 28	W. Dunn	RDE 91	B. Smith	WR 81	Q. Morgan	LDE 96	K. Lang
LT 70	B. Whitfield	NT 95	E. Jasper	LT 77	R. Verba	LDT 94	G. Warren
LG 71	T. Claridge	LDE 97	P. Kerney	LG 79	B. Stokes	RDE 99	O. Roye
C 62	T. McClure	OLB 93	S. Rogers	C 64	D. Wohlablaugh	RDT 78	T. Rogers
RG 65	K. Forney	ILB 56	K. Brooking	RG 60	S. O'Hara	SLB 56	D. Hambrick
RT 74	T. Weiner	ILB 54	C. Draft	RT 72	R. Tucker	MLB 50	E. Holmes
TE 89	R. Kelly	OLB 52	M. Stewart	TE 83	M. Campbell	WLB 57	D. Rudd
WR 86	B. Finneran	RCB 33	A. Ambrose	WR 85	K. Johnson	LCB 25	C. Fuller
QB 7	M. Vick	LCB 34	R. Buchanan	QB 2	T. Couch	RCB 33	D. McCutcheon
WR 81	T. Gaylor	SS 22	G. McBurrows	RB 31	W. Green	SS 24	R. Griffith
TE 83	A. Crumpler	FS 29	K. Carpenter	TE 82	S. Heiden	FS 20	E. Little

TEAM	1	2	3	4	FINAL
Atlanta	0	7	9	0	16
Cleveland	3	7	0	14	24

SCORING SUMMARY

TEAM	Q	TIME	PLAY DESCRIPTION (EXTRA POINT) (DRIVE INFO)	V	H
Browns	1	8:12	P. Dawson 40 yd. field goal (12-53, 5:09)	0	3
Browns	2	9:18	W. Green 21 yd. run (Dawson kick) (5-53, 2:46)	0	10
Falcons	2	3:42	B. Finneran 15 yd. pass from M. Vick (Feely kick) (9-72, 5:36)	7	10
Falcons	3	9:41	J. Feely 42 yd. field goal (7-34, 2:45)	10	10
Falcons	3	5:17	Feely 49 yd. field goal (5-18, 2:05)	13	10
Falcons	3	1:28	J. Feely 30 yd. field goal (7-22, 2:57)	16	10
Browns	4	6:58	K. Johnson 15 yd. pass from K. Holcomb (Dawson kick) (3-11, 1:20)	16	17
Browns	4	3:53	W. Green 64 yd. run (Dawson kick) (2-71, 0:55)	16	24

INDIVIDUAL STATISTICS

ATLANTA FALCONS							CLEVELAND BROWNS													
RUSHING	ATT	YDS	AVG	LG	TD		RUSHING	ATT	YDS	AVG	LG	TD								
W. Dunn	20	67	3.4	11	0		W. Green	27	178	6.6	64	2								
M. Vick	6	37	6.2	11	0		D. Northcutt	2	10	5.0	5	0								
T. Duckett	1	0	0.0	0	0		J. White	1	2	2.0	2	0								
							K. Holcomb	4	-1	-0.2	0	0								
TOTAL	27	104	3.9	11	0		TOTAL	34	189	5.6	64	2								
PASSING	ATT	CMP	YDS	SK/YD	TD	LG	INT	RT		PASSING	ATT	CMP	YDS	SK/YD	TD	LG	INT	RT		
M. Vick	40	17	240	2/14	1	47	1	60.4		K. Holcomb	14	7	86	3/25	1	24	2	53.6		
										T. Couch	11	7	68	0/0	0	22	1	43.0		
TOTAL	40	17	240	2/14	1	47	1	60.4		TOTAL	25	14	154	3/25	1	24	3	48.1		
PASS RECEIVING	NO	YDS	AVG	LG	TD		PASS RECEIVING	NO	YDS	AVG	LG	TD								
B. Finneran	3	77	25.7	47	1		K. Johnson	3	32	10.7	15	1								
Q. McCord	3	65	21.7	31	0		Andre' Davis	2	36	18.0	22	0								
T. Gaylor	3	30	10.0	12	0		Q. Morgan	2	32	16.0	24	0								
W. Dunn	3	14	4.7	9	0		S. Heiden	2	9	4.5	7	0								
A. Crumpler	2	34	17.0	18	0		W. Green	2	9	4.5	11	0								
G. Layne	2	11	5.5	6	0		D. Northcutt	1	22	22.0	22	0								
R. Kelly	1	9	9.0	9	0		M. Campbell	1	12	12.0	12	0								
							J. White	1	2	2.0	2	0								
TOTAL	17	240	14.1	47	1		TOTAL	14	154	11.0	24	1								
INTERCEPTIONS	NO	YDS	AVG	LG	TD		INTERCEPTIONS	NO	YDS	AVG	LG	TD								
G. McBurrows	1	17	17.0	17	0		R. Griffith	1	0	0.0	0	0								
C. Draft	1	3	3.0	3	0															
K. Brooking	1	2	2.0	2	0															
TOTAL	3	22	7.3	17	0		TOTAL	1	0	0.0	0	0								
PUNTING	NO	YDS	AVG	TB	IN20	LG	PUNTING	NO	YDS	AVG	TB	IN20	LG							
C. Mohr	4	159	39.8	0	0	44	C. Gardocki	3	113	34.3	0	3	49							
							P. Dawson	1	20	30.0	0	0	30							
TOTAL	4	159	39.8	0	0	44	TOTAL	4	133	33.3	0	3	49							
PUNT RETURNS	NO	YDS	AVG	FC	LG	TD	PUNT RETURNS	NO	YDS	AVG	FC	LG	TD							
B. Finneran	1	0	0.0	0	0	0	D. Northcutt	1	8	8.0	1	8	0							
[DOWNED]	3	0	0.0	0	0	0	[DOWNED]	1	0	0.0	0	0	0							
							[OUT OF BOUNDS]	1	0	0.0	0	0	0							
RETURNS	1	0	0.0	0	0	0	RETURNS	1	8	8.0	1	8	0							
KICKOFF RETURNS	NO	YDS	AVG	FC	LG	TD	KICKOFF RETURNS	NO	YDS	AVG	FC	LG	TD							
A. Rossum	5	90	18.0	0	27	0	Andre' Davis	3	62	20.7	0	23	0							
							A. King	1	17	17.0	0	17	0							
							M. Campbell	1	7	7.0	0	7	0							
RETURNS	5	90	18.0	0	27	0	RETURNS	5	86	17.2	0	23	0							
FUMBLES	OWN	REC	YDS	TD	FORCED	OPP	REC	YDS	TD	FORCED	OPP	REC	YDS	TD	FORCED	OPP	REC	YDS	TD	BDS
B. Finneran	1	0	0	0	0	0	0	0	0	0	0	0	0	0	0	0	0	0	0	0
G. Layne	1	0	0	0	0	0	0	0	0	0	0	0	0	0	0	0	0	0	0	0
A. Rossum	1	0	0	0	0	0	0	0	0	0	0	0	0	0	0	0	0	0	0	0
M. Vick	1	0	0	0	0	0	0	0	0	0	0	0	0	0	0	0	0	0	0	0
T. Claridge	0	1	0	0	0	0	0	0	0	0	0	0	0	0	0	0	0	0	0	0
C. Draft	0	0	0	0	1	0	0	0	0	0	0	0	0	0	0	0	0	0	0	0
S. Rogers	0	0	0	0	0	1	27	0	0	0	0	0	0	0	0	0	0	0	0	0
TOTAL	4	1	0	0	1	1	27	0	1	0	0	0	3	2	0	0	0	0	0	0

TEAM STATISTICS

	VISITOR FALCONS	HOME BROWNS
TOTAL FIRST DOWNS	16	17
By Rushing	5	7
By Passing	11	8
By Penalty	0	2
THIRD DOWN EFFICIENCY	8-17-47%	6-12-50%
FOURTH DOWN EFFICIENCY	0-1-0%	0-0-0%
TOTAL NET YARDS	330	318
Total Offensive Plays (inc. times thrown passing)	69	62
Average gain per offensive play	4.8	5.1
NET YARDS RUSHING	04	189
Total Rushing Plays	27	34
Average gain per rushing play	.9	5.6
Tackles for a loss-number and yards	3-4	5-9
NET YARDS PASSING	226	129
Times thrown - yards lost attempting to pass	2-14	3-25
Gross yards passing	240	154
PASS ATTEMPTS-COMPLETIONS-HAD INTERCEPTED	40-17-1	25-14-3
Avg gain per pass play (inc.# thrown passing)	5.4	4.6
KICKOFFS Number-In End Zone-Touchbacks	5-0-0	5-0-0
PUNTS Number and Average	4-39.8	4-33.3
Had Blocked	0	0
FGs - PATs Had Blocked	0-0	0-0
Net Punting Average	37.8	33.3
TOTAL RETURN YARDAGE (Not Including Kickoffs)	22	8
No. and Yards Punt Returns	1-0	1-8
No. and Yards Kickoff Returns	5-90	5-86
No. and Yards Interception Returns	3-22	1-0
PENALTIES Number and Yards	4-27	4-25
FUMBLES Number and Lost	4-2	1-1
TOUCHDOWNS	1	3
Rushing	0	2
Passing	1	1
EXTRA POINTS Made-Attempts	1-1	3-3
Kicking Made-Attempts	1-1	3-3
FIELD GOALS Made-Attempts	3-4	1-1
RED ZONE EFFICIENCY	1-5-20%	1-1-100%
GOAL TO GO EFFICIENCY	0-1-0%	0-0-0%
SAFETIES	0	0
FINAL SCORE	16	24
TIME OF POSSESSION	29:15	30:45

DEFENSIVE STATISTICS

PLAYER	TACKLES			TFL	SACKS	YDS	PRESS.	HITS	INTS	YDS	PBU	FUMBLES		
	TOTAL	SOLO	ASST.									FOR.	REC.	SAFETIES
Earl Holmes	11	8	3	0	0	0	0	0	0	0	1	0	0	0
Robert Griffith	10	7	3	0	0	0	0	0	1	0	2	0	0	0
Earl Little	7	3	3	1	0	0	0	0	0	0	1	0	0	0
Darren Hambrick	5	4	1	0	0	0	0	0	0	0	0	0	0	0
Dwayne Rudd	4	3	1	0	0	0	0	0	0	0	0	0	0	0
Kevin Bentley	4	2	2	0	0	0	0	0	0	0	0	0	0	0
Tyrone Rogers	4	1	1	2	0	0	1	0	0	0	0	1	0	0
Kenard Lang	3	2	1	0	1	14	1	1	0	0	0	0	0	0
Gerard Warren	3	2	1	0	0	0	3	0	0	0	0	0	1	0
Daylon McCutcheon	2	2	0	0	0	0	1	0	0	0	0	0	0	0
Anthony Henry	2	2	0	0	0	0	0	0	0	0	2	0	0	0
Corey Fuller	2	2	0	0	0	0	0	0	0	2	1	0	0	0
Mark Word	2	2	0	0	1	0	1	1	0	0	0	0	0	0
Orpheus Roye	2	1	1	0	0	0	1	2	0	0	0	0	0	0
Brant Boyer	2	0	2	0	0	0	1	0	0	0	0	0	0	0
Alvin McKinley	1	1	0	0	0	0	0	1	0	0	0	0	0	0
Lewis Sanders	0	0	0	0	0	0	0	0	0	0	0	0	0	0
BROWNS TOTALS	64	42	19	3	2	14	9	5	1	0	8	2	1	0

CLEVELAND BROWNS SPECIAL TEAMS STATISTICS VS. ATLANTA

PLAYER	TACKLES			FUMBLES		PATs	BLOCKED		TDS	SAFETIES
	TOTAL	SOLO	ASST.	FOR.	REC.		FGS	PUNTS		
Lewis Sanders	3	2	1	0	1	0	0	0	0	0
Brant Boyer	1	1	0	0	0	0	0	0	0	0
Michael Jameson	1	1	0	1	0	0	0	0	0	0
Anthony Henry	1	1	0	0	0	0	0	0	0	0
Andra Davis	1	1	0	0	0	0	0	0	0	0
Andre King	1	1	0	0	0	0	0	0	0	0
Daylon McCutcheon	1	1	0	0	0	0	0	0	0	0
Dwayne Rudd	1	0	1	0	0	0	0	0	0	0
Earl Little	1	0	1	0	0	0	0	0	0	0
Chris Akins	1	0	1	0	0	0	0	0	0	0
Kevin Bentley	1	0	1	0	0	0	0	0	0	0
BROWNS TOTALS	13	8	5	1	1	0	0	0	0	0

AFC WILDCARD PLAYOFF GAME

PITTSBURGH STEELERS 36, CLEVELAND BROWNS 33

JAN. 5, 2003 • HEINZ FIELD • ATTENDANCE: 62,595

STARTING LINEUPS

CLEVELAND BROWNS					PITTSBURGH STEELERS				
OFFENSE			DEFENSE		OFFENSE			DEFENSE	
WR 81	Q. Morgan	LDE 96	K. Lang	WR 80	P. Burress	DE 91	A. Smith		
LT 77	R. Verba	LDT 94	G. Warren	LT 72	W. Gandy	DE 67	K. Von Oelhoffen		
LG 79	B. Stokes	RDT 99	O. Roye	LG 66	A. Faneca	LOLB 92	J. Gildon		
C 64	D. Wohlbaugh	RDE 78	T. Rogers	C 64	J. Hartings	ILB 53	C. Haggans		
RG 60	S. O'Hara	SLB 56	D. Harnbrick	RG 73	K. Simmons	ROLB 55	J. Porter		
RT 72	R. Tucker	MLB 50	E. Holmes	RT 77	M. Smith	LCB 26	D. Townsend		
WR 86	D. Northcutt	WLB 57	D. Rudd	TE 84	J. Tuman	FS 27	B. Alexander		
WR 85	K. Johnson	LCB 25	C. Fuller	QB 8	T. Maddox	SS 41	L. Flowers		
QB 10	K. Holcomb	RCB 33	D. McCutcheon	RB 21	A. Zereoue	RCB 20	D. Washington		
RB 31	W. Green	SS 24	R. Griffith	FB 35	D. Kreider	DB 31	M. Logan		
WR 87	Andre' Davis	FS 20	E. Little	WR 86	H. Ward	DB 22	H. Poteat		

TEAM	1	2	3	4	FINAL
Cleveland	7	10	7	9	33
Pittsburgh	0	7	7	22	36

SCORING SUMMARY

TEAM	Q	TIME	PLAY DESCRIPTION (EXTRA POINT) (DRIVE INFO)	V	H
Browns	1	13:44	W. Green 1 yd. run (Dawson kick) (4-80, 1:16)	7	0
Browns	2	14:38	D. Northcutt 32 yd. pass from K. Holcomb (Dawson kick) (1-32, 0:06)	14	0
Steelers	2	9:35	A. Randle El 66 yd. punt return (Reed kick)	14	7
Browns	2	0:49	P. Dawson 31 yd. field goal (10-45) (4:24)	17	7
Browns	3	12:11	D. Northcutt 15 yd. pass from K. Holcomb (Dawson kick) (3-14, 0:49)	24	7
Steelers	3	3:50	P. Burress 6 yd. pass from T. Maddox (Reed kick) (10-71, 3:45)	24	14
Browns	4	14:52	P. Dawson 24 yd. field goal (8-64, 3:58)	27	14
Steelers	4	12:28	J. Tuman 3 yd. pass from T. Maddox (Reed kick) (6-65, 2:24)	27	21
Browns	4	10:17	A. Davis 22 yd. pass from K. Holcomb (pass failed) (5-61, 2:11)	33	21
Steelers	4	3:06	H. Ward 5 yd. pass from T. Maddox (Reed kick) (10-77, 2:24)	33	28
Steelers	4	0:54	C. Fuamatu-Ma'afala 3 yd. run (Randle El - Tuman pass) (6-61, 1:41)	33	36

INDIVIDUAL STATISTICS

CLEVELAND BROWNS										PITTSBURGH STEELERS									
RUSHING		ATT	YDS	AVG	LG	TD	RUSHING		ATT	YDS	AVG	LG	TD						
W. Green	25	30	1.2	23	1	A. Zereoue	13	73	5.6	36	0								
D. Northcutt	1	5	5.0	5	0	T. Maddox	2	7	3.5	8	0								
K. Holcomb	2	3	1.5	4	0	C. Fuamatu-Ma'afala	2	4	2.0	3	1								
TOTAL	28	38	1.4	23	1	H. Ward	1	4	4.0	4	0								
PASSING	ATT	CMP	YDS	SK/YD	TD	LG	INT	RT	TOTAL	ATT	CMP	YDS	SK/YD	TD	LG	INT	RT		
K. Holcomb	43	26	429	1/5	3	83	1	107.6	P. Burress	48	30	367	3/24	3	30	2	89.5		
K. Johnson	0	0	0	1/15	0	0	0	0.0	A. Randle El	1	3	3.0	3	0	0	0			
TOTAL	43	26	429	2/20	3	83	1	107.6	J. Bettis	1	-2	-2.0	-2	0	0	0			
PASS RECEIVING	NO	YDS	AVG	LG	TD	PASS RECEIVING	NO	YDS	AVG	LG	TD								
D. Northcutt	6	92	15.3	32	2	H. Ward	11	104	9.5	19	1								
J. White	5	45	9.0	17	0	P. Burress	6	100	16.7	24	1								
K. Johnson	4	140	35.0	83	0	A. Randle El	5	85	17.0	30	0								
M. Campbell	3	31	10.3	16	0	T. Mathis	3	40	13.3	15	0								
Andre' Davis	2	65	32.5	43	1	J. Tuman	3	18	6.0	9	1								
Q. Morgan	2	30	15.0	15	0	C. Fuamatu-Ma'afala	2	20	10.0	10	0								
W. Green	2	8	4.0	7	0	TOTAL	30	367	12.2	30	3								
A. King	1	16	16.0	16	0	INTERCEPTIONS	NO	YDS	AVG	LG	TD								
D. Sanders	1	2	2.0	2	0	M. Logan	1	14	14.0	14	0								
TOTAL	26	429	16.5	83	3	TOTAL	1	14	14.0	14	0								
INTERCEPTIONS	NO	YDS	AVG	LG	TD	INTERCEPTIONS	NO	YDS	AVG	LG	TD								
D. McCutcheon	2	41	20.5	28	0	T. Rouen	6	212	35.3	0	1								
TOTAL	2	41	20.5	28	0	TOTAL	6	212	35.3	0	1								
PUNTING	NO	YDS	AVG	TB	IN20	LG	PUNTING	NO	YDS	AVG	TB	IN20	LG						
C. Gardocki	7	270	38.6	1	1	42	T. Rouen	6	212	35.3	0	1	39						
TOTAL	7	270	38.6	1	1	42	TOTAL	6	212	35.3	0	1	39						
PUNT RETURNS	NO	YDS	AVG	FC	LG	TD	PUNT RETURNS	NO	YDS	AVG	FC	LG	TD						
D. Northcutt	2	70	35.0	4	59	0	A. Randle El	4	77	19.3	2	66	1						
RETURNS	2	70	35.0	4	59	0	[TOUCHBACK]	1	0	0.0	0	0	0						
KICKOFF RETURNS	NO	YDS	AVG	FC	LG	TD	KICKOFF RETURNS	NO	YDS	AVG	FC	LG	TD						
Andre' Davis	3	48	16.0	0	19	0	H. Poteat	4	55	13.8	0	20	0						
M. Campbell	2	27	13.5	0	15	0	A. Randle El	2	31	15.5	0	18	0						
[TOUCHBACK]	1	0	0.0	0	0	0	D. Kreider	0	0	0.0	1	0	0						
RETURNS	5	75	15.0	0	19	0	RETURNS	6	86	14.3	1	20	0						
FUMBLES	OWN	FUM	REC	YDS	TD	FORCED	REC	YDS	TD	FORCED	REC	YDS	TD	BDS					
C. Atkins	0	0	0	0	0	0	A. Randle El	1	0	0	0	0	0						
TOTAL	0	0	0	0	0	1	0	0	0	0	0	0	0						

2002 REVIEW WEEK-BY-WEEK SUMMARIES



TEAM STATISTICS

	VISITOR BROWNS	HOME STEELERS
TOTAL FIRST DOWNS	21	30
By Rushing	2	3
By Passing	18	24
By Penalty	1	3
THIRD DOWN EFFICIENCY	8-17-47%	3-10-30%
FOURTH DOWN EFFICIENCY	0-0-0%	0-0-0%
TOTAL NET YARDS	447	432
Total Offensive Plays (inc. times thrown passing)	73	71
Average gain per offensive play	6.1	6.1
NET YARDS RUSHING	38	89
Total Rushing Plays	28	20
Average gain per rushing play	1.4	4.5
Tackles for a loss-number and yards	9-22	2-3
NET YARDS PASSING	409	343
Times thrown - yards lost attempting to pass	2-20	3-24
Gross yards passing	429	367
PASS ATTEMPTS-COMPLETIONS-HAD INTERCEPTED	43-26-1	48-30-2
Avg gain per pass play (inc.# thrown passing)	9.1	6.7
KICKOFFS Number-In End Zone-Touchbacks	7-0-0	6-1-1
PUNTS Number and Average	7-38.6	6-35.3
Had Blocked	0	0
FGs - PATs Had Blocked	0-0	0-0
Net Punting Average	24.7	23.7
TOTAL RETURN YARDAGE (Not Including Kickoffs)	111	91
No. and Yards Punt Returns	2-70	4-77
No. and Yards Kickoff Returns	5-75	6-86
No. and Yards Interception Returns	2-41	1-14
PENALTIES Number and Yards	9-75	4-35
FUMBLES Number and Lost	0-0	1-1
TOUCHDOWNS	4	5
Rushing	1	1
Passing	3	3
Punt Returns	0	1
EXTRA POINTS Made-Attempts	3-4	5-5
Kicking Made-Attempts	3-3	4-4
Passing Made-Attempts	0-1	1-1
FIELD GOALS Made-Attempts	2-2	0-1
RED ZONE EFFICIENCY	2-4-50%	4-4-100%
GOAL TO GO EFFICIENCY	1-2-50%	4-4-100%
SAFETIES	0	0
FINAL SCORE	33	36
TIME OF POSSESSION	33:02	26:58

DEFENSIVE STATISTICS

PLAYER	TACKLES			TFL	SACKS	YDS	PRESS.	HITS	INTS	YDS	PBU	FUMBLES		SAFETIES
	TOTAL	SOLO	ASST.									FOR.	REC.	
Robert Griffith	10	7	2	1	0	0	0	0	0	0	0	0	0	0
Brant Boyer	6	5	1	0	0	0	0	0	0	0	0	0	0	0
Dwayne Rudd	5	2	2	1	0	0	0	0	0	0	1	0	0	0
Kevin Bentley	4	4	0	0	0	0	0	0	0	0	0	0	0	0
Corey Fuller	4	4	0	0	0	0	0	0	0	0	0	0	0	0
Kenard Lang	4	3	1	0	1	9	0	0	0	0	0	0	0	0
Alvin McKinley	4	3	1	0	1	5	0	0	0	0	1	0	0	0
Darren Hambrick	4	2	2	0	0	0	0	0	0	0	0	0	0	0
Lewis Sanders	4	2	2	0	0	0	0	0	0	0	1	0	0	0
Daylon McCutcheon	3	3	0	0	0	0	0	0	2	41	0	0	0	0
Earl Holmes	3	2	1	0	0	0	0	0	0	0	0	0	0	0
Anthony Henry	3	2	1	0	0	0	0	0	0	0	3	0	0	0
Tyrone Rogers	2	1	1	0	0	0	1	0	0	0	0	0	0	0
Orpheus Roye	6	4	1	1	1	10	0	1	0	0	0	0	0	0
Gerard Warren	2	0	2	0	0	0	0	0	0	0	0	0	0	0
Earl Little	0	0	0	0	0	0	0	0	0	0	1	0	0	0
Michael Jameson	0	0	0	0	0	0	0	0	0	0	0	0	0	0
Mark Word	0	0	0	0	0	0	1	0	0	0	0	0	0	0
Cedric Scott	0	0	0	0	0	0	0	0	0	0	0	0	0	0
BROWNS TOTALS	64	44	17	3	3	24	2	1	2	41	7	0	0	0

CLEVELAND BROWNS SPECIAL TEAMS STATISTICS AT PITTSBURGH (AFC WILD CARD PLAYOFF)

PLAYER	TACKLES			FUMBLES		BLOCKED			TDS	SAFETIES
	TOTAL	SOLO	ASST.	FOR.	REC.	PATS	FGS	PUNTS		
Lewis Sanders	3	3	0	1	0	0	0	0	0	0
Brant Boyer	2	2	0	0	0	0	0	0	0	0
Chris Akins	2	0	2	0	1	0	0	0	0	0
Michael Jameson	1	1	0	0	0	0	0	0	0	0
Cedric Scott	1	1	0	0	0	0	0	0	0	0
Andre King	1	1	0	0	0	0	0	0	0	0
BROWNS TOTALS	10	8	2	1	1	0	0	0	0	0

2002 REVIEW
WEEK-BY-WEEK SUMMARIES

WON 0, LOST 1

DATE	W/L	SCORE	OPP.
01/05	L	33-36	at Pittsburgh

TEAM STATISTICS

	BROWNS	OPPONENTS				
TOTAL FIRST DOWNS	21	30				
Rushing	2	3				
Passing	18	24				
Penalty	1	3				
3rd Down: Made/Att	8/17	3/10				
3rd Down Pct.	47.1	30.0				
4th Down: Made/Att	0/0	0/0				
4th Down Pct.	0.0	0.0				
POSSESSION AVG.	33:02	26:58				
TOTAL NET YARDS	447	432				
Avg. Per Game	447.0	432.0				
Total Plays	73	71				
Avg. Per Play	6.1	6.1				
NET YARDS RUSHING	38	89				
Avg. Per Game	38.0	89.0				
Total Rushes	28	20				
NET YARDS PASSING	409	343				
Avg. Per Game	409.0	343.0				
Sacked/Yards Lost	2/20	3/24				
Gross Yards	429	367				
Att./Completions	43/26	48/30				
Completion Pct.	60.5	62.5				
Had Intercepted	1	2				
PUNTS/AVERAGE	7/38.6	6/35.3				
NET PUNTING AVG.	7/24.7	6/23.7				
PENALTIES/YARDS	9/75	4/35				
FUMBLES/BALL LOST	0/0	1/1				
TOUCHDOWNS	4	5				
Rushing	1	1				
Passing	3	3				
Returns	0	1				
SCORE BY PERIODS	Q1	Q2	Q3	Q4	OT	PTS
TEAM	7	10	7	9	0	33
OPPONENTS	0	7	7	22	0	36

SCORING	TD	RU	PA	RT	K-PAT	FG	S	PTS
Northcutt	2	0	2	0		0	0	12
P. Dawson	0	0	0	0	3/3	2/2	0	9
Andre Davis	1	0	1	0		0	0	6
Green	1	1	0	0		0	0	6
TEAM	4	1	3	0	3/3	2/2	0	33
OPPONENTS	5	1	3	1	4/4	0/1	0	36

2-PT. CONVERSIONS

TEAM: 0/1
OPPONENTS: 1/1

SACKS

Lang 1.0, McKinley 1.0, Roye 1.0

TEAM: 3.0
OPPONENTS: 2.0

RUSHING	NO.	YDS.	AVG.	LONG	TD
Green	25	30	1.2	23	1
Northcutt	1	5	5.0	5	0
Holcomb	2	3	1.5	4	0
TEAM	28	38	1.4	23	1
OPPONENTS	20	89	4.5	36	1

RECEIVING	NO.	YDS.	AVG.	LONG	TD
Northcutt	6	92	15.3	32t	2
White	5	45	9.0	17	0
K. Johnson	4	140	35.0	83	0
Campbell	3	31	10.3	16	0
Andre Davis	2	65	32.5	43	1
Morgan	2	30	15.0	15	0
Green	2	8	4.0	7	0
King	1	16	16.0	16	0
D. Sanders	1	2	2.0	2	0
TEAM	26	429	16.5	83	3
OPPONENTS	30	367	12.2	30	3

INTERCEPTIONS	NO.	YDS.	AVG.	LONG	TD
McCutcheon	2	41	20.5	28	0
TEAM	2	41	20.5	28	0
OPPONENTS	1	14	14.0	14	0

PUNTING	NO.	YDS.	AVG.	NET	TB	IN	LG.	B
Garlocki	7	270	38.6	24.7	1	1	42	0
TEAM	7	270	38.6	24.7	1	1	42	0
OPPONENTS	6	212	35.3	23.7	0	1	39	0

PUNT RETURNS	RET.	FC	YDS.	AVG.	LONG	TD
Northcutt	2	4	70	35.0	59	0
TEAM	2	4	70	35.0	59	0
OPPONENTS	4	2	77	19.3	66T	1

KICKOFF RETURNS	NO.	YDS.	AVG.	LONG	TD
Andre Davis	3	48	16.0	19	0
Campbell	2	27	13.5	15	0
TEAM	5	75	15.0	19	0
OPPONENTS	6	86	14.3	20	0

FIELD GOALS	1-19	20-29	30-39	40-49	50+
P. Dawson	0/0	1/1	1/1	0/0	0/0
TEAM	0/0	1/1	1/1	0/0	0/0
OPPONENTS	0/0	0/0	0/0	0/1	0/0

P. Dawson: (31G,24G)

TEAM: (31G,24G)
OPPONENTS: (46N)


					YDS./							
PASSING	ATT.	CMP.	YDS.	CMP%	ATT.	TD	TD%	INT.	INT.%	LONG	SACK/LOST	RATING
Holcomb	43	26	429	60.5	9.98	3	7.0	1	2.3	83	1/5	107.6
K. Johnson	0	0	0	---	---	0	---	0	---	---	1/15	---
TEAM	43	26	429	60.5	9.98	3	7.0	1	2.3	83	2/20	107.6
OPPONENTS	48	30	367	62.5	7.65	3	6.3	2	4.2	30	3/24	89.5

2002 CLEVELAND BROWNS PLAYOFF DEFENSIVE STATISTICS

PLAYER	TACKLES			TFL	SACKS	YDS	PRESS.	HITS	INTS	YDS	PBU	FUMBLES		
	TOTAL	SOLO	ASST.									FOR.	REC.	SAFETIES
Robert Griffith	10	7	2	1	0	0	0	0	0	0	0	0	0	0
Brant Boyer	6	5	1	0	0	0	0	0	0	0	0	0	0	0
Dwayne Rudd	5	2	2	1	0	0	0	0	0	0	1	0	0	0
Kevin Bentley	4	4	0	0	0	0	0	0	0	0	0	0	0	0
Corey Fuller	4	4	0	0	0	0	0	0	0	0	0	0	0	0
Kenard Lang	4	3	1	0	1	9	0	0	0	0	0	0	0	0
Alvin McKinley	4	3	1	0	1	5	0	0	0	0	1	0	0	0
Darren Hambrick	4	2	2	0	0	0	0	0	0	0	0	0	0	0
Lewis Sanders	4	2	2	0	0	0	0	0	0	0	1	0	0	0
Daylon McCutcheon	3	3	0	0	0	0	0	0	2	41	0	0	0	0
Earl Holmes	3	2	1	0	0	0	0	0	0	0	0	0	0	0
Anthony Henry	3	2	1	0	0	0	0	0	0	0	3	0	0	0
Tyrone Rogers	2	1	1	0	0	0	1	0	0	0	0	0	0	0
Orpheus Roye	6	4	1	1	1	10	0	1	0	0	0	0	0	0
Gerard Warren	2	0	2	0	0	0	0	0	0	0	0	0	0	0
Earl Little	0	0	0	0	0	0	0	0	0	0	1	0	0	0
Michael Jameson	0	0	0	0	0	0	0	0	0	0	0	0	0	0
Mark Word	0	0	0	0	0	0	1	0	0	0	0	0	0	0
Cedric Scott	0	0	0	0	0	0	0	0	0	0	0	0	0	0
BROWNS TOTALS	64	44	17	3	3	24	2	1	2	41	7	0	0	0

CLEVELAND BROWNS PLAYOFF SPECIAL TEAMS STATISTICS

PLAYER	TACKLES			FUMBLES		PATs	BLOCKED		TDS	SAFETIES
	TOTAL	SOLO	ASST.	FOR.	REC.		FGS	PUNTS		
Lewis Sanders	3	3	0	1	0	0	0	0	0	0
Brant Boyer	2	2	0	0	0	0	0	0	0	0
Chris Akins	2	0	2	0	1	0	0	0	0	0
Michael Jameson	1	1	0	0	0	0	0	0	0	0
Cedric Scott	1	1	0	0	0	0	0	0	0	0
Andre King	1	1	0	0	0	0	0	0	0	0
BROWNS TOTAL	10	8	2	1	1	0	0	0	0	0



The Browns earned their first playoff berth since 1994 after finishing with a 9-7 record during the regular season.



Planning Your Next Printing Expedition?

Even if your next printing project takes you into unfamiliar territory, we can help you find the right path.

We know the terrain, and we are ready to lead the way.

We've been planning successful expeditions for over 120 years.


For more information, visit us at www.heraldprint.com

or call us at 1-888-258-0008

SINCE 1881
HERALD  PRINTING

625 South Kibler Street, P.O. Box 367
New Washington, Ohio 44854

**Printing can be an adventure.
Let Herald Printing be your guide.**



Joe DeLamielleure

HOW THE BROWNS WERE NAMED

Just how did the Cleveland Browns get their name?


One myth is that the team was named after the popular boxing champion, Joe Louis, "The Brown Bomber". The truth, according to several published reports, is this:

When Owner Arthur McBride brought an AAFC team to Cleveland in 1945, he held a newspaper contest to name the team and offered a \$1,000 war bond to the winner. Most of the entries submitted wanted the name Browns, because the extremely popular Paul Brown was the team's head coach.

Coach Brown thought it wouldn't be proper to name the team after him, and the entry "Panthers" was selected. A few weeks later, a man approached McBride and said he owned a semi-pro team in the 1920s called the Cleveland Panthers and he still owned the rights to the name.

McBride could have bought the man off, but Brown vetoed the idea. The coach didn't want the new team to be associated with a losing franchise. Instead of holding a new contest, Brown reluctantly agreed to name the team Browns. But, in sticking with his original ideals, Brown suggested publicly that since Louis was "The Brown Bomber", that was how the team got its name. Not a single entry in the contest listed Louis or his nickname as a reason for choosing "Browns".

- By Zac Jackson



Paul Brown

1946

The Cleveland Browns were originated by Owner Arthur (Mickey) McBride as a member of the All-America Football Conference. Paul Brown was named coach and general manager and the first player he signed was then tailback Otto Graham, who was converted to quarterback with the Browns. The Browns won the Western Division title with a 42-17 victory over the Buffalo Bisons and then defeated the New York Yankees, 14-9, in the championship game.

1947-49

The Browns continued their domination of the AAFC, winning three more championships.

1950

Following the merger of the AAFC and the NFL, the Browns tied the New York Giants with 10-2 records for a share of the Eastern Division title. The Browns defeated the New York Giants, 8-3, in a playoff game and then stopped the Los Angeles Rams, 30-28, for the championship.

1951-53

The Browns won three consecutive Eastern titles, but lost each time in the league's title match, once to the Los Angeles Rams and twice to the Detroit Lions. In 1953, McBride sold the club to an organization headed by David Jones.

1954-55

Led by quarterback Otto Graham, the Browns won back-to-back NFL championships, defeating the Detroit Lions and Los Angeles Rams.

1956

At 5-7, the Browns suffered their first losing season.

1957

Jim Brown was selected in the first round by the Browns and earned rookie of the year honors while helping Cleveland to the Eastern Division title.

1961

Art Modell purchased the Browns for the then unheard sum of \$4 million.

1963

Paul Brown was released from his duties after 17 seasons as head coach of the franchise. Blanton Collier, a Browns' assistant, was named head coach.

1964

The Browns won the Eastern Conference title with a 52-20 victory over the New York Giants and defeated the Baltimore Colts, 27-0, in the NFL Championship Game.

1965

In his last season, Jim Brown won NFL MVP honors and led Cleveland to the NFL Championship Game where the Browns were defeated by the Green Bay Packers.

1966

An eighth round pick in 1964, Leroy Kelly became the club's dominant threat, rushing for 1,141 yards, but the Browns finished second in the Eastern Conference to the Dallas Cowboys.

1968

With newly acquired quarterback Bill Nelsen (from the Pittsburgh Steelers), the Browns won the Century Division title and beat the Dallas Cowboys in the playoffs but lost to the Baltimore Colts in the NFL Championship Game.

1969

The Browns won the Century Division title for the third straight year, but lost to the Minnesota Vikings in the NFL Championship Game.

1970

The Browns became members of the AFC Central Division and finished second. The Browns beat the New York Jets, 31-21, on Monday Night Football's first-ever telecast.

1971

Nick Skorich, a Browns' assistant, was named head coach. The club won its first AFC Central crown.

1972

The Browns lost to the eventual Super Bowl Champion Miami Dolphins in the playoffs, 20-14, as the Dolphins completed an undefeated season.

1975-77

Forrest Gregg became head coach in 1975, Greg Pruitt had three consecutive 1,000-yard rushing seasons and Dick Modzelewski coached the final game of 1977.

1978

Sam Rutigliano became the first non-Browns' assistant to be named head coach of the Browns. Cleveland won its first three contests en route to an 8-8 finish.

1979

Losses in the final two games dropped the Browns' record to 9-7 and prevented the team from entering the playoffs. Mike Pruitt had the first of three straight 1,000-yard seasons.

1980

The Browns won the AFC Central Division title with an 11-5 record, but lost to eventual Super Bowl Champion Oakland Raiders in the playoffs. Quarterback Brian Sipe was consensus MVP of the NFL.

1982

In a strike-shortened season, the Browns finished eighth in the AFC (4-5) and gained a playoff spot for the second time in three years. Cleveland lost to the Los Angeles Raiders in the Super Bowl Tournament.

1983

The Browns tied for a Wild Card playoff spot with a 9-7 record, but lost the NFL tie-breaking procedure to the Denver Broncos and Seattle Seahawks.

1984

The Browns replaced Head Coach Sam Rutigliano with Defensive Coordinator Marty Schottenheimer after a 1-7 midseason record and finished the season at 5-11. Tight end Ozzie Newsome caught 89 passes for the second straight year.

1985

The Browns captured their third AFC Central Division title, but lost to the Miami Dolphins, 24-21, in Miami. Rookie Kevin Mack (1,104) and Earnest Byner (1,002) each gained 1,000 yards rushing. It marked the third time in the 66-year history of the NFL that teammates both rushed for over 1,000 yards in the same season.

1986

The Browns posted a team-record 12 wins en route to their second consecutive AFC Central Division crown. In a double-overtime playoff thriller before a packed Cleveland Municipal Stadium crowd, the Browns beat the New York Jets, 23-20, to advance to the AFC Championship game. The Browns lost to the Denver Broncos, also in overtime, 23-20.

1987

The Browns captured their third straight AFC Central Division crown, as they finished the season 10-5. The third week of the NFL season was cancelled due to a 24-day players' strike, during which three "replacement" games were played (the Browns posted a 2-1 record). The Browns defeated the Indianapolis Colts, 38-21, at Cleveland Municipal Stadium in the AFC playoffs, then dropped their second straight AFC Championship to the Denver Broncos despite a spectacular come-from-behind bid that saw the Browns score 30 second-half points, only to fall, 38-33, in Mile High Stadium. Bernie Kosar won the AFC passing title with a 95.4 QB rating, and an NFL-high eight Browns made the Pro Bowl.

1988

Cleveland finished 10-6 and earned a wild card berth by defeating the Houston Oilers, 28-23, in the season finale by overcoming a 16-point third-quarter deficit. Houston defeated the Browns, 24-23, in the Wild Card Game played on Christmas Eve. Four Cleveland quarterbacks suffered injuries during the course of the season. Marty Schottenheimer resigned on Dec. 27.

1989

Bud Carson was announced as the Browns' seventh full-time head coach on Jan. 27. The Browns won their fourth division title in five years with a 9-6-1 record, and advanced to the playoffs for an

AFC-high fifth-straight season. The Browns advanced to their third title game in four years by defeating the Buffalo Bills, 34-30, but lost to the Denver Broncos, 37-21, at Mile High Stadium in the AFC Championship Game.

1990

The Browns suffered through a 3-13 season. Jim Shofner replaced Bud Carson as interim head coach on Nov. 5.

1991-93

Bill Belichick was named the eighth full-time head coach on Feb. 5, 1991. The Browns moved into a new training and administrative complex located in Berea, Ohio, in August 1991 and began holding training camp there in July 1992. The Browns finished 6-10, 7-9 and 7-9, respectively. Unrestricted free agency began in 1993. The Browns signed five players in first year of this system, including quarterback Vinny Testaverde of Tampa Bay.

1994

The Browns earned a playoff berth for the first time in the '90s, finishing 11-5 and defeating the New England Patriots, 20-13, in the Wild Card Game at soldout Cleveland Municipal Stadium. The Browns faced the Pittsburgh Steelers for the first time ever in the playoffs, and lost, 29-9, at Three Rivers Stadium. The Cleveland defense set a team record by allowing just 204 points, and six players went to the Pro Bowl.

1995

The Browns concluded the season with a 5-11 record. On November 6th, Owner Art Modell announced he was relocating the team to Baltimore, Md. The final game played at Cleveland Municipal Stadium was on Dec. 17 against the Cincinnati Bengals. The Browns defeated the Bengals, 26-10. The victory marked an all-time NFL record of 202-117-5 (.631) while playing at Cleveland Municipal Stadium.

1996

The City of Cleveland and the NFL secured an unprecedented deal to return the Cleveland Browns to the playing field in 1999. The deal stipulated that the name, colors and heritage of the Browns would remain in Cleveland.

1998

The NFL awarded the Cleveland Browns to Alfred Lerner on Sept. 8. The NFL formally transferred ownership of the Cleveland Browns to Lerner and Carmen A. Policy on Oct. 23. Dwight Clark was named vice president, director of football operations on Nov. 30.

1999

Chris Palmer was named the ninth full-time head coach in Cleveland Browns history Jan. 21. The Browns were awarded the rights to the first pick in the 1999 NFL Draft and used the pick to select Kentucky quarterback Tim Couch. The first game at new Cleveland Browns Stadium was played on Aug. 21 against the Minnesota Vikings with the Vikings prevailing, 24-17. In the first regular-season game in the Browns' 1999 commemorative season and the first regular-season game at Cleveland Browns Stadium, the Browns lost to the Pittsburgh Steelers, 43-0. The Browns recorded their first victory of the '99 season on Oct. 31 with a last-second Hail Mary pass from Couch to Kevin Johnson.

2000

The Browns selected Penn State defensive end Courtney Brown with the first pick in the 2000 NFL Draft. The Browns notched their first regular-season victory at Cleveland Browns Stadium on Sept. 17 with a 23-20 win over the Pittsburgh Steelers.

2001

The Browns fired Head Coach Chris Palmer on Jan. 11. The Browns hired Butch Davis as the franchise's 10th full-time head coach on Jan. 30.

2002

Dwight Clark resigned his post as the team's executive vice president, director of football operations on May 13. Owner Alfred Lerner passed away on Oct. 23. The Browns finished the season by winning seven of the last ten contests to earn the club's first postseason berth since 1994 with a 9-7 record. The Browns were defeated in the AFC Wild Card Game at Pittsburgh, 36-33.

CLEVELAND BROWNS IN THE HALL OF FAME

The rich tradition of the Cleveland Browns boasts 15 members in the Pro Football Hall of Fame, which is tied with Washington for fifth-highest total league-wide. Only the Chicago Bears, Green Bay Packers, New York Giants and Pittsburgh Steelers claim more Hall of Famers.

TEAM	HALL OF FAME ENSHRINEES
1. Chicago Bears	26
2. Green Bay Packers	20
3. Pittsburgh Steelers	17
4. New York Giants	16
5. Cleveland Browns	15
Washington Redskins	15





JIM BROWN

Fullback
6-2, 232

Cleveland Browns, 1957-65

Syracuse

Enshrined in 1971

Brown came out of Syracuse University as an All-America choice in 1956. He was the Browns' No. 1 draft pick in 1957. Brown was the NFL's leading rusher in eight of his nine NFL seasons. He was named to the All-NFL team eight times. Brown was the NFL's most valuable player in 1958 and '65. He was the NFL's Rookie of the Year in 1957 and played in nine straight Pro Bowls. Brown's career totals were: 12,312 yards rushing, 262 receptions and 15,459 combined net yards. Brown scored 756 points in his career. Brown holds the Browns' record for the most combined net yards, most career yards rushing, most points in one season (126), career touchdowns (126), most consecutive games scoring a touchdown (10) and most 1,000-yard seasons (7). Brown had 58 games in which he rushed for 100 or more yards. His 106 rushing touchdowns is also a club record. His 5.22 average per rushing attempt is an NFL record. Brown's No. 32 was retired by the Browns. He was the second-youngest player ever inducted into the Hall of Fame at age 35 behind Gayle Sayers, who was inducted at age 34. Brown was born on Feb. 17, 1936 in St. Simons, Ga.

- By Fred Greetham



PAUL BROWN

Head Coach
Cleveland Browns (AAFC, 1946-49; NFL, 1950-62)
Miami (Ohio)
Enshrined in 1967

Brown distinguished himself as an exceptionally successful coach at all levels of football. Brown organized the Browns in the AAFC in 1946, building the great Browns' dynasty with a career record of 167-53-8 from 1946-62, including four AAFC titles and three NFL crowns. He had just one losing season in 17 years. Brown's .759 career winning percentage with the Browns is the best in team history. Brown was known as a revolutionary innovator with many coaching firsts to his credit. He was elected to the Pro Football Hall of Fame before he began his tenure as coach and owner of the Cincinnati Bengals. Brown was born on Sept. 7, 1908 in Norwalk, Ohio. He died on Aug. 5, 1991 at the age of 82.

- By Fred Greetham



JOE DELAMIELLEURE

Offensive Guard
Buffalo Bills (1973-79, 1985; Cleveland Browns, 1980-84)
Michigan State
Enshrined in 2003

DeLamielleure spent his first seven seasons (1973-79) in the NFL with the Buffalo Bills before being acquired by the Browns in a 1980 trade. During his tenure in Buffalo he was selected to the Pro Bowl five straight times (1975-79). In 1973 he paved the way for Bills running back O.J. Simpson to earn NFL Most Valuable Player honors and was selected All-NFL. He was also named the 1975 AFC Lineman of the Year. He made an immediate impact upon joining the Browns in 1980 and earned All-NFL honors while making the Pro Bowl for the sixth consecutive season. He was the cornerstone of a solid offensive line and will be remembered for his days as a member of the Browns' famed "Kardiac Kids." DeLamielleure was also named to the NFL Team of the Decade for the 1970s.

- By Nathan Boudreaux



LEN FORD

Defensive End

6-4, 245

Los Angeles Dons (AAFC), 1948-49

Cleveland Browns, 1950-57


Green Bay Packers, 1958

Michigan

Enshrined in 1976

Ford caught 67 passes as a two-way end with the Dons in 1948-49. After the AAFC folded, the Browns converted him to a full-time defensive end. The Browns altered their defensive schemes to take advantage of his exceptional pass rushing skills. Ford overcame a serious injury in 1950 and went on to earn All-NFL honors five times from 1951-55. He played in four Pro Bowls. Throughout his career, Ford recovered 20 opponents' fumbles. He was born on Feb. 18, 1926 in Washington, D.C. Ford died March 14, 1972 at the age of 46.

- By Fred Greetham



FRANK GATSKI

Center

6-3, 233

Cleveland Browns (AAFC, 1946-49; NFL, 1950-1956)


Detroit Lions 1957

Marshall

Enshrined in 1985

Gatski anchored a powerful offensive line during the Browns' dominant years in the AAFC and NFL. He was known as a strong, consistent and exceptional pass blocker who never missed a game or practice in high school, college or pro football. Gatski played in 11 championship games in 12 years with his teams winning eight times. Gatski's career started as a linebacker. He was named to the All-NFL team four times. He played in the 1957 Pro Bowl. Gatski was born on March 18, 1922 in Farmington, W.Va.

- By Fred Greetham



OTTO GRAHAM

Quarterback

6-1, 196


Cleveland Browns (AAFC, 1946-49; NFL, 1950-55)

Northwestern

Enshrined in 1965

Graham was a tailback in college and was switched to a T-quarterback in the pros. Graham guided the Browns to 10 division or league crowns in 10 years. He topped all AAFC passers four times and was the NFL's leading passer for two seasons. Graham was named All-League nine of 10 years. He threw 4 touchdown passes in the Browns' 1950 NFL Championship Game win. He had 3 touchdowns running and 3 passing in the 1954 NFL Championship Game. Graham's career passing totals were 23,584 yards and 174 touchdowns. He scored 276 points on 46 touchdowns in his career. Graham owns the highest single-season completion percentage in team history at 64.73, which he accomplished in 1953. Graham's No. 14 uniform was retired by the Browns. He also wore No. 60 earlier in his career with the Browns. Graham was born on Dec. 6, 1921 in Waukegan, Ill.

- By Fred Greetham



LOU GROZA

Offensive Tackle/Kicker
6-3, 240

Cleveland Browns (AAFC, 1946-49; NFL, 1950-59, 61-67)
Ohio State
Enshrined in 1974

Groza was the last of the "original" Browns to retire. He was the regular offensive left tackle from 1947-59. Groza suffered a back injury, which forced him to miss the 1960 season. He was a kicking specialist from 1961-67. He was an All-NFL tackle six times and NFL Player of the Year in 1954. Groza played in nine Pro Bowls. His last-second field goal won the 1950 NFL Championship Game. Groza scored 1,608 points in 21 years. He played in four AAFC and nine NFL Championship Games. Groza owns the Browns team record for most seasons played and the most career points. He also has the record for 107 consecutive games in which he scored a point. He has the most career extra points (640) and the most field goals (233) in team history. Groza's No. 76 uniform was retired by the Browns. He also wore No. 46 during his career. The Browns' training facility is located at 76 Lou Groza Blvd., in Berea, Ohio. Groza was born on Jan. 25, 1924 in Martins Ferry, Ohio. He died on Nov. 29, 2000 at the age of 76.

- By Fred Greetham



LEROY KELLY

Running Back
6-0, 202

Cleveland Browns, 1964-73

Morgan State

Enshrined in 1994

Kelly was an eighth-round draft choice of the Browns in 1964. He started his career as a punt and kick returner until he took over for Jim Brown when Brown retired after the 1965 season. Kelly was a 1,000-yard rusher in his first three years after becoming a starter in 1966, winning NFL rushing titles in 1967 and '68. He was a two-time punt return champion, leading the NFL in 1965 and the AFC in 1971. Kelly was named All-NFL five times and named to six Pro Bowls. Kelly's career statistics included 7,274 rushing yards, 2,281 receiving yards, 2,774 return yards and 12,329 combined yards. He scored 90 touchdowns in his career. Kelly holds a team single-season record with a 15.59 average on punt returns in 1965. His combined career yardage is second only to Jim Brown in team history. He was born on May 20, 1942 in Philadelphia, Pa.

- By Fred Greetham



DANTE LAVELLI

End
6-0, 191
Cleveland Browns (AAFC, 1946-49; NFL, 1950-56)
Ohio State
Enshrined in 1975

Lavelli played in only three college games as he served in the U.S. Infantry before turning professional. He was the top AAFC receiver as a rookie and he scored the winning touchdown in the AAFC Championship Game in 1946. Lavelli caught 11 passes in the 1950 NFL Championship Game. He was named All-AAFC in 1946-47 and All-NFL in 1951 and '53. He played in three Pro Bowls. Lavelli caught 386 passes for 6,488 yards and 62 touchdowns in his 11-year professional career. Lavelli recorded 24 catches in six NFL title games. Lavelli was nicknamed "Glue Fingers". He was born on Feb. 23, 1923 in Hudson, Ohio.

- By Fred Greetham



MIKE McCORMACK

Tackle

6-4, 246

New York Yanks, 1951

Cleveland Browns, 1954-62

Kansas

Enshrined in 1984

McCormack was drafted by the New York Yanks in 1951. He played in his first of six Pro Bowls as a rookie. McCormack was in the U.S. Army from 1952-53 and was then traded to the Browns in a 15-player deal while he was in the service. McCormack played defensive middle guard in 1954 for the Browns. He stole the ball to set up a key Browns' touchdown in the 1954 NFL Championship Game. McCormack excelled as an offensive right tackle for eight years from 1955-62. He was equally adept as a run blocker and pass protector. McCormack was born on June 21, 1930 in Chicago, Ill.

- By Fred Greetham



BOBBY MITCHELL

Wide Receiver/Halfback

6-0, 192

Cleveland Browns, 1958-61

Washington Redskins, 1962-68

Illinois

Enshrined in 1983

Mitchell was blessed with exceptional speed, balance and faking ability. He split his career as a Browns' halfback and a Redskins' flanker. Mitchell was noted in his career for his spectacular, long-distance scoring plays. He amassed 14,078 combined net yards, scored 91 touchdowns, caught 521 passes and had 8 kick returns for touchdowns. Mitchell topped all NFL receivers in 1962. He surpassed 50 catches in six different years and was All-NFL twice. Mitchell played in four Pro Bowls. Mitchell still holds the Browns' career record for kickoff returns for touchdowns with three. He also holds the team's best rookie rushing average (13.36 in 1958). He was born on June 6, 1935 in Hot Springs, Ark.

- By Fred Greetham



MARION MOTLEY

Fullback

6-1, 232

Cleveland Browns (AAFC, 1946-49; NFL, 1950-53)


Pittsburgh Steelers 1955

South Carolina State, Nevada

Enshrined in 1968

Motley was known as a deadly pass blocker and a tremendous runner on the Browns' famed trap play. He also played linebacker early in his career. Motley is the all-time AAFC rushing champion. He was the NFL's top rusher in 1950. Motley was named All-AAFC three times and All-NFL in 1950. His career rushing statistics include 828 carries for 4,720 yards. His 5.7-yard career average is an AAFC record. Motley also caught 85 passes and scored 234 points in nine years. He played in the 1951 Pro Bowl. Motley holds a Browns' record with an 18.42-yard average on scrimmage yards in a game, coming off 221 yards on 12 carries against the Pittsburgh Steelers on Oct. 29, 1950. He was born on June 5, 1920 in Leesburg, Ga. He died on June 27, 1999 at the age of 79.

- By Fred Greetham

**OZZIE NEWSOME**

Tight End
6-2, 232
Cleveland Browns, 1978-90
Alabama
Enshrined in 1999

Newsome was a first-round draft pick of the Browns in 1978. He was nicknamed the "Wizard of Oz". Newsome became an instant team leader when he joined the Browns in 1978. He retired as the NFL's all-time leader in receptions for tight ends, ranking fourth among all receivers. Newsome's career statistics include 662 receptions for 7,980 yards with 47 touchdowns. He recorded his career best of 89 catches in 1983 and then repeated the feat in 1984. Newsome caught at least 1 pass in 150 consecutive games. He was named to the All-Pro team in 1979 and '84 and was named to three Pro Bowls. Newsome holds the Browns record for career receptions and receiving yardage. He was born on March 16, 1956 in Muscle Shoals, Ala.

- By Fred Greetham



PAUL WARFIELD

Wide Receiver

6-0, 188

Cleveland Browns, 1964-69, 76-77

Miami Dolphins, 1970-74

Ohio State

Enshrined in 1983

Warfield was drafted by both the Browns and the Buffalo Bills in 1964. He was a Browns' fixture at wide receiver before being traded to the Miami Dolphins in 1970. Warfield was a key element in the Dolphins' offenses. His mere presence on the field forced the defense to make adjustments. Warfield was fast and super-smooth and was known as a precise pattern runner. He also had exceptional hands and was an excellent blocker. In his career, Warfield caught 427 passes for 8,565 yards, including 85 touchdowns. He had a sensational 20.1-yard per catch average. Warfield was named All-NFL five times and was named to eight Pro Bowls. He was born on Nov. 28, 1942 in Warren, Ohio.

- By Fred Greetham



BILL WILLIS

Middle Guard

6-2, 213

Cleveland Browns (AAFC, 1946-49; NFL, 1950-53)

Ohio State

Enshrined in 1977

Willis was an All-America tackle at Ohio State before joining the Browns in 1946. He played both offense and defense, but excelled as a defensive middle guard. His lightning quickness was his constant trademark that earned him a job in his first pro scrimmage. Willis had a touchdown-saving tackle against the New York Giants that preserved the Browns win in the team's 1950 NFL title drive. He was All-AAFC three times, named All-NFL from 1950-53 and participated in three NFL Pro Bowls. Willis was born on Oct. 5, 1921 in Columbus, Ohio.

- By Fred Greetham

1950 — Marion Motley (UP, AP), Mac Speedie (UP), Bill Willis (UP). **1951** — Tony Adamle (UP), Frank Gatski (UP, AP), Otto Graham (UP, AP), Lou Groza (UP), Dub Jones (UP, AP), Dante Lavelli (UP). **1952** — Len Ford (UP, AP), Frank Gatski (AP), Otto Graham (UP), Lou Groza (UP, AP), Mac Speedie (UP), Bill Willis (UP, AP). **1953** — Len Ford (UP, AP), Frank Gatski (UP, AP), Ken Gorgal (UP), Otto Graham (UP, AP), Lou Groza (UP, AP), Dante Lavelli (UP), Tommy Thompson (UP), Bill Willis (AP). **1954** — Len Ford (UP, AP), Otto Graham (UP, AP), Lou Groza (UP, AP). **1955** — Don Colo (UP), Len Ford (UP), Frank Gatski (UP, AP), Abe Gibron (UP), Otto Graham (UP, AP), Lou Groza (UP, AP), Don Paul (UP). **1956** — None. **1957** — Jim Brown (UP, AP), Lou Groza (UP). **1958** — Jim Brown (UPI, AP). **1959** — Jim Brown (UPI, AP), Jim Ray Smith (UPI, AP).

1960 — Jim Brown (UPI, AP), Jim Ray Smith (UPI, AP). **1961** — Jim Brown (UPI, AP, NEA), Jim Ray Smith (UPI, AP, NEA). **1962** — Jim Ray Smith (NEA). **1963** — Jim Brown (UPI, AP, NEA), Dick Schafrath (AP). **1964** — Jim Brown (UPI, AP, NEA), Jim Houston (NEA), Dick Schafrath (AP, UPI), Paul Warfield (NEA). **1965** — Jim Brown (UPI, AP, NEA), Gary Collins (UPI), Jim Houston (UPI), Dick Schafrath (UPI, AP). **1966** — Gene Hickerson (NEA), Leroy Kelly (UPI, AP, NEA). **1967** — Gene Hickerson (AP, NEA, UPI), Leroy Kelly (AP, NEA, UPI). **1968** — Gene Hickerson (AP, NEA, UPI), Leroy Kelly (AP, NEA, UPI), Paul Warfield (NEA, UPI). **1969** — Gary Collins (AP, UPI), Gene Hickerson (AP, UPI), Leroy Kelly (NEA), Paul Warfield (NEA).

1970 — Gene Hickerson (UPI, PFWA). **1971** — Leroy Kelly (NEA). **1972** — Don Cockroft (NEA). **1973** — Clarence Scott (UPI). **1974** — None. **1975** — None. **1976** — Jerry Sherk (AP, NEA, PFWA). **1977** — None. **1978** — Thom Darden (NEA, PFWA). **1979** — Ozzie Newsome (PFWA).

1980 — Lyle Alzado (AP, UPI), Joe DeLamielleure (NEA, PFWA, UPI), Brian Sipe (AP, PFWA, NEA, UPI). **1981** — None. **1982** — None. **1983** — Chip Banks (AP, PFWA). **1984** — Clay Matthews (NEA), Ozzie Newsome (AP, NEA, PFWA). **1985** — None. **1986** — Chip Banks (UPI, AP), Hanford Dixon (AP, PFWA, NEA, UPI), Dan Fike (NEA), Bob Golic (AP, NEA), Frank Minnifield (UPI). **1987** — Hanford Dixon (AP, NEA, PFWA, UPI), Frank Minnifield (AP, NEA, PFWA, UPI), Bernie Kosar (UPI), Earnest Byner (UPI), Dan Fike (UPI), Carl Hairston (UPI), Cody Risien (UPI). **1988** — Hanford Dixon (AP), Frank Minnifield (AP, NEA, PFWA, UPI), Clay Matthews (UPI). **1989** — Mike Johnson (UPI), Frank Minnifield (AP, UPI), Clay Matthews (UPI), Michael Dean Perry (AP, UPI, PFWA), Webster Slaughter (AP, UPI).

1990 — Michael Dean Perry (AP, UPI, PFWA, NEA). **1991** — Michael Dean Perry (AP, USA, NEA). **1992** — None. **1993** — Eric Metcalf (AP, PFWA, UPI). **1994** — Rob Burnett (UPI) Pepper Johnson (UPI, USA), Tony Jones (AP), Michael Dean Perry (AP, UPI), Matt Stover (UPI), Eric Turner (AP, PFWA, UPI). **1995** — None. **1999** — None.

2000 — None. **2001** — Jamir Miller (AP, *College and Pro Football Weekly*, *Football Digest*, *Pro Football Weekly*, *Sports Illustrated*, *The Sporting News*). **2002** — None.

RETIRED UNIFORM NUMBERS

14	Otto Graham
32	Jim Brown
45	Ernie Davis
46	Don Fleming
76	Lou Groza

1951 — Tony Adamle, Otto Graham, Lou Groza, Weldon Humble, Marion Motley, Mac Speedie, Bill Willis. **1952** — Tony Adamle, Ken Carpenter, Len Ford, Lou Groza, Otto Graham, Dub Jones, Dante Lavelli, Bill Willis. **1953** — Len Ford, Abe Gibrion, Horace Gillom, Otto Graham, Lou Groza, Bill Willis. **1954** — Len Ford, Abe Gibrion, Otto Graham, Lou Groza, Harry Jagade, Tommy James, Dante Lavelli, Ray Renfro. **1955** — Don Colo, Len Ford, Frank Gatski, Abe Gibrion, Otto Graham, Lou Groza, Ken Konz, Dante Lavelli. **1956** — Darrel Brewster, Don Colo, Abe Gibrion, Lou Groza, Ken Konz, Fred Morrison. **1957** — Darrel Brewster, Mike McCormack, Walt Michaels, Don Paul. **1958** — Jim Brown, Bob Gain, Lou Groza, Mike McCormack, Walt Michaels, Don Paul, Ray Renfro. **1959** — Jim Brown, Don Colo, Bob Gain, Lou Groza, Walt Michaels, Don Paul, Jim Ray Smith.

1960 — Jim Brown, Bob Gain, Lou Groza, Art Hunter, Walt Michaels, Jim Ray Smith. **1961** — Jim Brown, Mike McCormack, Bobby Mitchell, Bernie Parrish, Milt Plum, Ray Renfro, Jim Ray Smith. **1962** — Jim Brown, Bob Gain, Mike McCormack, John Morrow, Milt Plum, Jim Ray Smith. **1963** — Jim Brown, Galen Fiss, Bob Gain, Bill Glass, Mike McCormack, Jim Ray Smith. **1964** — Jim Brown, Galen Fiss, Bill Glass, John Morrow, Bernie Parrish, Dick Schafrath. **1965** — Jim Brown, Bill Glass, Jim Houston, Dick Modzelewski, Frank Ryan, Dick Schafrath, Paul Warfield. **1966** — Jim Brown, Gary Collins, Gene Hickerson, Jim Houston, Frank Ryan, Dick Schafrath, Paul Wiggin, John Wooten. **1967** — Johnny Brewer, Gary Collins, Ernie Green, Gene Hickerson, Leroy Kelly, Frank Ryan, Dick Schafrath, John Wooten. **1968** — Bill Glass, Ernie Green, Gene Hickerson, Walter Johnson, Leroy Kelly, Milt Morin, Dick Schafrath, Paul Wiggin. **1969** — Erich Barnes, Gene Hickerson, Walter Johnson, Ernie Kellermann, Leroy Kelly, Milt Morin, Dick Schafrath, Paul Warfield.

1970 — Jack Gregory, Gene Hickerson, Fred Hoaglin, Jim Houston, Walter Johnson, Leroy Kelly, Bill Nelsen, Paul Warfield. **1971** — Gene Hickerson, Jim Houston, Leroy Kelly. **1972** — Leroy Kelly, Milt Morin. **1973** — None. **1974** — Greg Pruitt, Clarence Scott, Jerry Sherk. **1975** — Greg Pruitt, Jerry Sherk. **1976** — Jerry Sherk. **1977** — Greg Pruitt, Jerry Sherk. **1978** — Greg Pruitt. **1979** — Thom Darden.

1980 — Tom DeLeone, Mike Pruitt. **1981** — Joe DeLamielleure, Tom DeLeone, Doug Dieken, Mike Pruitt, Brian Sipe. **1982** — Ozzie Newsome. **1983** — Chip Banks. **1984** — Chip Banks. **1985** — Ozzie Newsome. **1986** — Chip Banks, Bob Golic, Kevin Mack, Clay Matthews, Ozzie Newsome. **1987** — Chip Banks, Hanford Dixon, Bob Golic, Frank Minnifield, Cody Risien. **1988** — Hanford Dixon, Bob Golic, Bernie Kosar, Kevin Mack, Clay Matthews, Gerald McNeil, Frank Minnifield, Cody Risien. **1989** — Hanford Dixon, Clay Matthews, Frank Minnifield.

1990 — Mike Johnson, Clay Matthews, Frank Minnifield, Michael Dean Perry, Webster Slaughter. **1991** — Mike Johnson, Michael Dean Perry. **1992** — Michael Dean Perry. **1993** — None. **1994** — Eric Metcalf, Michael Dean Perry. **1995** — Rob Burnett, Leroy Hoard, Pepper Johnson, Eric Metcalf, Michael Dean Perry, Eric Turner. **1996** — None.

2000 — None. **2001** — None. **2002** — Jamir Miller. **2003** — None.

(Year indicates the year in which the Pro Bowl Game was played.)

1999

QB Tim Couch – NFL Rookie of the Month (October)

2000

DE Keith McKenzie – AFC Defensive Player of the Week (9/10/00)

DE Courtney Brown – AFC Defensive Player of the Week (9/17/00)

2001

K Phil Dawson – AFC Special Teams Player of the Week (9/30/01)

DB Anthony Henry – AFC Defensive Player of the Week (11/18/01)

2002

QB Tim Couch – AFC Offensive Player of the Week (9/22/02)

WR Andre' Davis – AFC Special Teams Player of the Week (10/20/02)

WR Andre' Davis – Pepsi NFL Rookie of the Week (10/27/02)

RB William Green – Pepsi NFL Rookie of the Week (11/24/02)

RB William Green – Pepsi NFL Rookie of the Week (12/8/02)

RB William Green – Pepsi NFL Rookie of the Week (12/29/02)

LB Earl Holmes – AFC Defensive Player of the Week (12/29/02)

Ed Block Courage Award

An annual recognition to the athlete who exemplifies the qualities of courage, compassion, commitment and community service, named after Ed Block, the former Head Athletic Trainer of the Baltimore Colts.

1999 DE Derrick Alexander

2000 LB Jamir Miller

2001 OG Jeremy McKinney

2002 TE Mark Campbell

Walter Payton Man of the Year Award

Named in 2002 after Walter Payton, this honor recognizes a player's off-the-field community service as well as his playing excellence.

1999 OG Jim Pyne

2000 LB Jamir Miller

2001 LB Wali Rainer

2002 RB Jamel White

Maurice Bassett Award

Named in 1985 in honor of RB Maurice Bassett who played for the Browns from 1954-56, and given to the Browns' most outstanding rookie in training camp as voted by the media.

1985 DT David Morrill

1986 DE Ralph Malone

1987 FB Tim Manoa

1988 DB Brian Washington

1989 DE Andrew Stewart

1990 DE Rob Burnett

1991 WR Michael Jackson

1992 RB Tommy Vardell

1993 C Steve Everitt

1994 DB Antonio Langham

1995 QB Eric Zeier

2001 DB Anthony Henry

2002 LB Kevin Bentley

Pro Football Writers Association Dino Lucarelli "Good Guy Award"

Given annually to the player to reward him for his cooperation with the media and for the way a player carries himself in the community and with his teammates.

2001 QB Tim Couch

2002 DB Corey Fuller

Pro Football Writers Association MVP

2001 LB Jamir Miller

2002 RB William Green

A

Abdullah, Rahim (LB) Clemson	1999-2000
Abdul-Jabbar, Karim (RB) UCLA	1999
Abrams, Bobby (LB) Michigan	1992
Adamle, Tony (LB) Ohio State	1947-51, 1954
Adams, Chet (T) Ohio University	1946-48
Adams, Pete (G) Southern California	1974, 1976
Adams, Stefan (DB) Auburn	1990
Adams, Vashone (DB) Eastern Michigan	1995
Adams, Willis (WR) Houston	1979-1985
Aeilts, Rick (TE) Southeast Mississippi State	##1989
Agase, Alex (G) Illinois	1948-1951
Akins, Al (RB) Washington State	1946
Akins, Chris (DB) Arkansas Pine-Bluff	2001-2002
Aldridge, Allen (DE) Prairie View	1974
Alexander, Derrick (WR) Michigan	1994-95
Alexander, Derrick (DL) Florida State	1999
Allamon, Kyle (TE) Texas Tech	##2000
Allen, Ermai (QB) Kentucky	1947
Allen, Greg (RB) Florida State	1985
Alzado, Lyle (DE) Yankton	1979-1981
Ambrose, Dick (LB) Virginia	1975-1983
Amstutz, Joe (C) Indiana	1957
Anderson, Herbie (DB) Texas A&I	##1992
Anderson, Preston (DB) Rice	1974
Anderson, Stuart (LB) Virginia	1984
Andrews, Billy (LB) Southeastern Louisiana	1967-1974
Arvie, Herman (OL) Grambling	1993-95
Askin, John (G) Notre Dame	*1987
Athas, Pete (DB) Tennessee	1975
Atkins, Doug (DE) Tennessee	1953-54

B

Baab, Mike (C) Texas	1982-87, 1990-91
Babich, Bob (LB) Miami (Ohio)	1973-78
Bahr, Matt (K) Penn State	1981-89
Baker, Al (DE) Colorado State	1987, 1989-1990
Baker, Sam (P-K) Oregon State	1960-61
Baker, Tony (RB) East Carolina	1986, 1988
Baldwin, Keith (DE) Texas A&M	1982-85
Baldwin, Randy (RB) Mississippi	##1991-94
Ball, Jerry (DT) Southern Methodist	1993, 1999
Bandison, Romeo (DL) Oregon	##1994-95
Banker, Ted (G) Southeast Mississippi State	1989
Banks, Carl (LB) Michigan State	1994-95
Banks, Chip (LB) Southern California	1982-86
Banks, Fred (WR) Liberty	1985
Banks, Robert (DE) Notre Dame	1989-1990
Barisich, Carl (DT) Princeton	1973-75
Barker, Roy (DE) North Carolina	1999
Barnes, Erich (DB) Purdue	1965-1971
Barnes, Rashidi (DB) Colorado	2000
Barnett, Harlon (S) Michigan State	1990-92
Barnett, Vincent (S) Arkansas State	*1987
Barney, Eppie (WR) Iowa State	1967-68
Bassett, Maurice (RB) Langston	1954-56
Bates, Michael (WR/KR) Arizona	1995
Battle, Jim (DE) Southern University	1966
Baugh, Tom (C) Southern Illinois	1989
Bavaro, Mark (TE) Notre Dame	1992
Beach, Walter (DB) Central Michigan	1963-66
Beamon, Autry (DB) East Texas State	1980-81
Beasley, Chad (OT) Virginia Tech	2002
Beauford, Clayton (WR) Auburn	*1987
Bedell, Brad (OL) Colorado	2000-01
Bedosky, Mike (OL) Missouri	##1994
Belk, Rocky (WR) Miami	1983
Bell, Geno (DL) Arkansas	##1999

Bell, Shonn (TE) Virginia-Wise	##2001
Bell, Terry (WR) Indiana State	*1987
Bentley, Kevin (LB) Northwestern	2002
Benz, Larry (DB) Northwestern	1963-65
Bernstein, Alex (OL) Amherst	##1999
Berry, Latin (DB) Oregon	1991-92
Best, Greg (S) Kansas State	1984
Bettridge, Ed (LB) Bowling Green	1964
Beutler, Tom (LB) Toledo	1970
Biedermann, Leo (T) California	1978
Bingham, Tramine (DE) Ouachita Baptist	##2002
Bishop, Harold (TE) Louisiana State	1995
Black, James (RB) Akron	1984
Blandin, Ernie (T) Tulane	1946-47
Blaylock, Anthony (DB) Winston-Salem	1988-1991
Bloch, Ray (T) Ohio University	##1981
Bobo, Orlando (G) Northeast Louisiana	1999
Boedeker, Bill (RB) No College	1947-49
Bolden, Leroy (RB) Michigan State	1958-59
Bolden, Rickey (T) Southern Methodist	1984-89
Bolton, Ron (DB) Norfolk State	1976-1982
Bolzan, Scott (T) Northern Illinois	##1985
Booth, Issac (DB) California	1994-95
Booty, Josh (QB) Louisiana State	2001-2002
Borton, John (QB) Ohio State	1957
Borum, Jarvis (OL) North Carolina State	##2002
Bosley, Keith (OT) Eastern Kentucky	*1987
Bostic, Keith (DB) Michigan	1990
Bowers, R.J. (FB) Grove City (Pa.)	2002
Boyer, Brant (LB) Arizona	2001-2002
Bradley, Harold (G) Iowa	1954-56
Bradley, Henry (DT) Alcorn State	1979-1982
Brady, Donny (DB) Wisconsin	1995
Braggs, Stephen (DB) Texas	1987-1991
Brandon, David (LB) Memphis State	1991-93
Brannon, Robert (DE) Arkansas	*1987
Brazier, Larry (CB) Southern California	1982-85
Brennan, Brian (WR) Boston College	1984-1991
Brewer, Johnny (TE-LB) Mississippi	1961-67
Brewster, Darrel (WR) Purdue	1952-58
Briggs, Bob (DE) Heidelberg	1971-73
Briggs, Greg (S) Texas Southern	##1993
Brockman, Lonnie (LB) West Virginia	##1991
Brohm, Jeff (QB) Louisville	##2000
Brooks, Clifford (DB) Tennessee State	1972-74
Brooks, James (RB) Auburn	1992
Brown, Bobby (WR) Notre Dame	2000, ##2001
Brown, Courtney (DE) Penn State	2000-02
Brown, Dean (DB) Fort Valley State	1969
Brown, Eddie (DB) Tennessee	1974-75
Brown, James (OL) Virginia State	2000
Brown, Jerome (DL) Mississippi State	##1993
Brown, Jim (RB) Syracuse	1957-1965
Brown, John (T) Syracuse	1962-66
Brown, John III (WR) Houston	##1992
Brown, Ken (RB) No College	1970-75
Brown, Lomas (T) Florida	1999
Brown, Marvin (FB) Alabama	##2002
Brown, Orlando (T) South Carolina State	1994-95, 1999
Brown, Preston (KR) Vanderbilt	1984
Brown, Richard (LB) San Diego State	1991-92
Brown, Stan (WR) Purdue	1971
Brown, Terry (DB) Oklahoma State	1976
Brown, Thomas (DE) Baylor	1981, 1983
Buben, Mark (DT) Tufts	1982
Buchanan, Charles (DE) Tennessee State	1988
Buczowski, Bob (DL) Pittsburgh	1990
Buddenberg, John (OL) Akron	##1989

Buehler, George (G) Stanford	1978-79
Bumgardner, Rex (RB) West Virginia	1950-52
Bundra, Mike (DT) Southern California	1964
Bundren, Jim (C) Clemson	1999-2000
Burnett, Chester (LB) Arizona	2000
Burnett, Rob (DE) Syracuse	1990-95
Burrell, Clinton (DB) Louisiana State	1979-1984
Burton, Leonard (OL) South Carolina	#1991
Bush, Devin (DB) Florida State	2001-2002
Butler, Dave (LB) Notre Dame	*1987
Butler, Ray (WR) Southern California	#1989
Byner, Earnest (RB) East Carolina	1984-88, 1994-95

C

Caldwell, Mike (LB) Middle Tennessee State.....	1993-95
Caleb, Jamie (RB) Grambling	1960, 1965
Camp, Reggie (DE) California	1983-87
Campbell, Mark (TE) Michigan	1999-2002
Campbell, Mil (RB) Indiana	1957
Capers, James (LB) Central Michigan	*1987
Carollo, Joe (T) Notre Dame	1972-73
Carpenter, Chad (WR) Washington State	##1999
Carpenter, Ken (RB) Oregon State	1950-53
Carpenter, Lew (RB) Arkansas	1957-58
Carpenter, Preston (RB) Arkansas	1956-59
Carraway, Stanley (WR) West Texas State	*1987
Carreker, Vince (DB) Cincinnati	*1987
Carrier, Mark (WR) Nicholls State	1993-94
Carter, Alex (DE) Tennessee State	*1987
Carter, Dyshod (DB) Kansas State	2001
Carver, Dale (LB) Georgia	1983
Cassady, Howard (RB) Ohio State	1962
Catlin, Tom (LB) Oklahoma	1953-54, 1957-58
Caylor, Lowell (DB) Miami (Ohio)	1964
Chanoine, Roger (OL) Temple	1999-2002
Chapman, Lamar (DB) Kansas State.....	2000-01
Charlton, Clifford (LB) Florida	1988-89
Cheroke, George (G) Ohio State	1946
Chiaverini, Darrin (WR) Colorado	1999-2000
Childress, Freddie (T) Arkansas	1992
Christensen, Jeff (QB) Eastern Illinois	*1987
Clancy, Sam (DE) Pittsburgh	1985-88
Clark, Monte (T) Southern California	1963-69
Clarke, Frank (WR) Colorado	1957-59
Clarke, Leon (WR) Southern California	1960-62
Clayborn, Raymond (CB) Texas.....	1990-91
Claybrooks, DeVone (DL) East Carolina	2001
Claybrooks, Felipe (DL) Georgia Tech	2001
Cline, Ollie (RB) Ohio State	1948
Cockroft, Don (K-P) Adams State	1968-1980
Cole, Emerson (RB) Toledo	1950-52
Colella, Tom (P-DB) Canisius	1946-48
Coleman, Greg (P) Florida A&M.....	1977
Colinet, Stalin (DL) Boston College	1999-2001
Collins, Gary (WR-P) Maryland	1962-1971
Collins, Larry (RB) Texas A&I	1978
Collins, Ryan (TE) St. Thomas	#1999
Collins, Shawn (WR) Northern Arizona	1992
Colman, Doug (LB) Nebraska	2000
Colo, Don (T) Brown.....	1953-58
Conjar, Larry (RB) Notre Dame.....	1967
Connolly, Ted (G) Tulsa	1963
Conover, Frank (DL) Syracuse	1991
Contz, Bill (T) Penn State.....	1983-86
Cooks, Johnie (LB) Mississippi State.....	1991
Cooper, Deke (DB) Notre Dame	##2001
Cooper, Scott (DE) Kearney State	*1987
Copeland, Jim (G) Virginia	1967-1974
Coppage, Alton (DE) Oklahoma	1946

Cornell, Bo (RB) Washington.....	1971-72
Costello, Vince (LB) Ohio University	1957-1966
Cotton, Fest (DT) Dayton	1972
Cotton, Marcus (LB) Southern California	1990
Couch, Tim (QB) Kentucky.....	1999-2002
Cousineau, Tom (LB) Ohio State.....	1982-85
Cowan, Bob (RB) Indiana.....	1947-48
Cowher, Bill (LB) North Carolina State.....	1980-82
Cox, Arthur (TE) Texas South.....	1991
Cox, Steve (P-K) Arkansas	1981-84
Craig, Neal (DB) Fisk	1975-76
Craig, Reggie (WR) Arkansas	1977
Craven, Bill (DB) Harvard	1976
Crawford, Mike (RB) Arizona State	*1987
Crawford, Tim (LB) Texas Tech.....	*1987
Crespino, Bob (WR) Mississippi	1961-63
Crews, Ron (DE) Nevada-Las Vegas	1980-83
Crosby, Cleveland (DE) Arizona	#1980
Curetton, Will (QB) East Texas State.....	1975
Cvercko, Andy (G) Northwestern	1963

D

Dahl, Bob (OL) Notre Dame.....	1992-95
Daniell, Jim (C) Ohio State	1946
Danielson, Gary (QB) Purdue	1985, 1987-88
Darden, Thom (DB) Michigan	1972-74, 1976-1981
Dark, Steve (TE) Middle Tennessee State	##1993
Darrow, Barry (T) Montana	1974-78
Davis, Andra (LB) Florida	2002
Davis, Andre' (WR) Virginia Tech	2002
Davis, Ben (DB) Defiance	1967-68, 1970-73
Davis, Bruce (WR) Baylor	1984
Davis, Dick (RB) Nebraska	1969
Davis, Gary (RB) Cal Poly-SLO	#1981
Davis, Johnny (RB) Alabama	1982-86, *1987
Davis, Michael (CB) Cincinnati	1995
Davis, Oliver (DB) Tennessee State	1977-1980
Davis, Willie (DE) Grambling.....	1958-59
Davis, Zola (WR) South Carolina	1999
Dawson, Doug (G) Texas	1994
Dawson, JaJuan (WR) Tulane	2000-01
Dawson, Len (QB) Purdue	1960-61
Dawson, Phil (K) Texas	1999-2002
Dearth, James (TE) Tarleton State.....	1999-99
DeLamielleure, Joe (G) Michigan State.....	1980-84
DeLeone, Tom (C) Ohio State	1974-1984
DeLeone, Tony (P) Kent State.....	*1987
Dellerba, Spiro (RB) Ohio State	1947
DeMarco, Bob (C) Dayton	1972-74
Demarie, John (G-T) Louisiana State	1967-1975
Denman, Anthony (LB) Notre Dame	2001
Dennis, Al (G) Grambling	1976-77
Dennisson, Doug (RB) Kutztown State	1979
Denton, Bob (DT) College of Pacific	1960
Deschaine, Dick (DE) No College	1958
Detmer, Ty (QB) Brigham Young	1999
Devries, Jed (OL) Utah State	##1994, 1995
Devrov, Billy (DB) Southern Mississippi.....	1967
Dewar, Jim (RB) Indiana	1947
Dickey, Curtis (RB) Texas A&M.....	1985-86
Dieken, Doug (T) Illinois	1971-1984
Dimler, Rich (DT) Southern California	1979
Dixon, Gerald (LB) South Carolina	1993-95
Dixon, Hanford (CB) Southern Mississippi	1981-89
Donaldson, Gene (G) Kentucky	1953
Douglas, Derrick (RB) Louisiana Tech	1991
Dressel, Chris (TE) Stanford	#1988
Driver, Stacey (RB) Clemson	*1987
Dudley, Brian (S) Bethune Cookman	*1987

Dudley, Rickey (TE) Ohio State	2001
Duff, Bill (DL) Tennessee	1999
Dumont, Jim (LB) Rutgers	1984
Dunbar, Jubilee (WR) Southern	1974
Duncan, Brian (RB) Southern Methodist	1976-77
Duncan, Ron (TE) Wittenberg	1967
Dunn, Damon (WR) Stanford	1999-2000
Dunn, David (WR) Fresno State	1999
Dyra, Jeff (DL) Northwestern	##2000

E

East, Ron (DE) Montana State	1975
Eaton, Chad (DL) Washington State	#1995
Echols, Donnie (TE) Oklahoma State	*1987
Edwards, Earl (DT) Wichita State	1976-78
Edwards, Marc (FB) Notre Dame	1999-2000
Eitzmann, Chris (TE) Harvard	##2001
Elkins, Mike (QB) Wake Forest	#1991
Ellis, Ken (DB) Southern	1977
Ellis, Ray (S) Ohio State	1986-87
Ellsworth, Percy (DB) Virginia	2000-01
Engel, Steve (RB) Colorado	1970
Estes, Steve (OL) Colgate	##2000
Ethridge, Ray (WR) Pasadena City	#1995
Evans, Fred (RB) Notre Dame	1946
Evans, Johnny (QB-P) North Carolina State ..	1978-1980
Everett, Major (RB) Mississippi College	1986, *1987
Everitt, Steve (C) Michigan	1993-95

F

Fair, Carl (RB) Alabama-Birmingham	2001
Fairchild, Greg (G) Tulsa	1978
Farren, Paul (T) Boston University	1983-1991
Feacher, Ricky (WR) Mississippi Valley	1976-1984
Fekete, Gene (RB) Ohio State	1946
Ferguson, Charley (DE) Tennessee A&I	1961
Ferguson, Vagas (RB) Notre Dame	1983
Ferrell, Kerry (WR) Syracuse	##1993
Fichtner, Ross (DB) Purdue	1960-67
Figaro, Cedric (LB) Notre Dame	1991-92
Fike, Dan (G) Florida	1985-1992
Fiss, Galen (LB) Kansas	1956-1966
Fleming, Don (DB) Florida	1960-62
Flick, Tom (QB) Washington	1984
Flint, Judson (DB) Memphis State	1980-82
Florence, Anthony (DB) Bethune Cookman	1991
Floyd, Chris (FB) Michigan	2000
Foggie, Fred (DB) Minnesota	1992
Fontenot, Herman (RB) Louisiana State	1985-88
Footman, Dan (DE) Florida State	1993-95
Forbes, Marlon (S) Penn State	1999
Ford, Henry (RB) Pittsburgh	1955
Ford, Len (DE) Michigan	1950-57
Forester, Herschel (G) Southern Methodist	1954-57
Fortune, Elliott (DL) Georgia Tech	#1995
Fowler, Melvin (C) Maryland	2002
Francis, Jeff (QB) Tennessee	1990, #1992
Franco, Brian (K) Penn State	*1987
Franklin, Bobby (DB) Mississippi	1960-66
Franks, Elvis (DE) Morgan State	1980-84
Franz, Todd (DB) Tulsa	2000
Frederick, Andy (T) New Mexico	1982
Frederick, Mike (DE) Virginia	1995
Freeman, Bob (QB) Auburn	1957-58
Frost, Scott (DB) Nebraska	2001
Fuller, Corey (DB) Florida State	1999-2002
Fullwood, Brent (RB) Auburn	1990
Fulton, Dan (WR) Nebraska-Omaha	1981-82
Furman, John (QB) Texas-El Paso	1962

G

Gain, Bob (DT) Kentucky	1952, 1954-1964
Gainer, Derrick (RB) Florida A&M	##1989, 1990
Galbraith, Scott (TE) UCLA	1990-92
Garcia, Jim (DE) Purdue	1965
Gardocki, Chris (P) Clemson	1999-2002
Garlington, John (LB) Louisiana State	1968-1977
Gartner, Chris (K) Indiana	1974
Gash, Thane (S) East Tennessee State	1988-1990
Gatski, Frank (C) Marshall	1946-1956
Gaudio, Bob (G) Ohio State	1947-49, 1951
Gault, Don (QB) Hofstra	1970
Gault, Prentice (RB) Oklahoma	1960
Gay, Benjamin (RB) Garden City C.C.	2001
George, Tim (WR) Carson-Newman	1974
German, Jammie (WR) Miami (Fla.)	2001
Gibron, Abe (G) Purdue	1950-56
Gibson, Damon (WR) Iowa	1999
Gibson, Tom (DE) Northern Arizona	1989-1990
Gillom, Horace (P-WR) Nevada	1947-56
Gilmore, Corey (RB) San Diego State	*1987
Glass, Bill (DE) Baylor	1962-68
Glass, Chip (TE) Florida State	1969-73
Goad, Tim (DT) North Carolina	1995
Goebel, Brad (QB) Baylor	1992-94
Goins, Robert (S) Grambling	*1987
Golic, Bob (DT) Notre Dame	1982-88
Gonzalez, Joaquin (OT) Miami (Fla.)	2002
Goode, Don (LB) Kansas	1980-81
Goosby, Tom (LB) Baldwin Wallace	1963
Gorgal, Ken (DB) Purdue	1950, 1953-54
Goss, Don (DT) Southern Methodist	1956
Gossett, Jeff (P) Eastern Illinois	1983, 1985-87
Graf, Dave (LB) Penn State	1975-79
Graham, Jeff (QB) Long Beach State	##1989
Graham, Otto (QB) Northwestern	1946-1955
Grant, Wes (DE) UCLA	1972
Graybill, Mike (OL) Boston University	1989
Grayson, David (LB) Fresno State	*1987-1990
Graziani, Tony (QB) Oregon	#2000
Green, Boyce (RB) Carson-Newman	1983-85
Green, David (RB) Edinboro State	1982
Green, Ernie (WR) Louisville	1962-68
Green, Ron (WR) North Dakota	1967-68
Green, Van (DB) Shaw	1973-76
Green, William (RB) Boston College	2002
Greenwood, Don (RB) Illinois	1946-47
Greer, Terry (WR) Alabama State	1986
Gregory, Damian (DT) Illinois State	2002
Gregory, Jack (DE) Delta State	1967-71, 1979
Griffin, Don (CB) Middle Tennessee State	1994-95
Griffith, Robert (S) San Diego State	2002
Grigg, Forrest (DT) Tulsa	1948-1951
Griggs, Anthony (LB) Ohio State	1986-88
Gross, Al (S) Arizona	1983-87
Groves, George (G) Marquette	1946
Groza, Lou (T-K) Ohio State	1946-59, 1961-67
Gruber, Bob (OT) Pittsburgh	1986
Guilbeau, Rusty (LB) McNeese State	1987

H

Hairston, Carl (DE) Maryland-East Shore	1984-89
Hairston, Stacey (DB) Ohio Northern	1993-94
Haley, Darryl (OL) Utah	*1987-88
Hall, Charlie (LB) Houston	1971-1980
Hall, Dana (S) Washington	1995
Hall, Dino (KR-RB) Glassboro State	1979-1983
Haller, Alan (DB) Michigan State	1992
Ham, Derrick (DL) Miami (Fla.)	2001

Hambrick, Darren (LB) South Carolina	2002
Hamilton, Michael (LB) North Carolina A&T.....	2000
Hannemann, Cliff (LB) Fresno State.....	*1987
Hansen, Brian (P) Sioux Falls	1991-93
Hanulak, Chet (RB) Maryland.....	1954, 1957
Harper, Mark (CB) Alcorn State.....	1986-1990
Harraway, Charley (RB) San Jose State.....	1966-68
Harrington, John (DE) Marquette	1946
Harris, Duriel (WR) New Mexico State	1984
Harris, Jon (DE) Virginia	#1999
Harris, Marshall (DE) Texas Christian	1980-82
Harris, Odie (DB) Sam Houston State	1991-92
Hartley, Frank (TE) Illinois.....	1994-95
Harvey, Frank (FB) Georgia.....	##1994
Hawkins, Ben (WR) Arizona State	1974
Haynes, Hayward (OL) Florida State	##1991
Heiden, Steve (TE) South Dakota State.....	2002
Helluin, Jerry (DT) Tulane	1952-53
Henry, Anthony (DB) South Florida	2001-02
Herring, Hal (LB) Auburn	1950-52
Hickerson, Gene (G) Mississippi	1958-60, 1962-1973
Hilgenberg, Jay (C) Iowa.....	1992
Hill, Calvin (RB) Yale.....	1978-1981
Hill, Jim (DB) Texas A&I	1975
Hill, Madre (RB) Arkansas.....	1999
Hill, Travis (LB) Nebraska.....	1994-95
Hill, Will (S) Bishop College	1988
Hilliard, Randy (CB) Louisiana State.....	1990-93
Hoaglin, Fred (C) Pittsburgh	1966-1972
Hoard, Leroy (RB) Michigan	1990-95
Hoggard, D.D. (CB) North Carolina State.....	1985-87
Holcomb, Kelly (QB) Middle Tennessee State.....	2001-02
Holden, Steve (WR) Arizona State	1973-76
Holland, Darius (DT) Colorado	1999-2000
Holland, Jamie (WR) Ohio State	1992
Holloway, Glen (G) North Texas State.....	1974
Holmes, Earl (LB) Florida A&M	2002
Holohan, Pete (TE) Notre Dame.....	1992
Holt, Harry (TE) Arizona	1983-86
Hooker, Fair (WR) Arizona State	1969-1974
Hoover, Houston (G) Jackson State	1993
Hopkins, Thomas (T) Alabama A&M.....	1983
Horn, Alvin (DB) Nevada-Las Vegas	*1987
Horn, Don (QB) San Diego State	1973
Horvath, Les (RB) Ohio State	1949
Houston, Jim (DE-LB) Ohio State	1960-1972
Houston, Lin (G) Ohio State	1946-1953
Howard, Sherman (RB) Nevada	1952-53
Howell, Mike (DB) Grambling	1965-1972
Howton, Bill (WR) Rice	1959
Humble, Weldon (LB) Rice.....	1947-1950
Hunt, Bob (RB) Heidelberg	1974
Hunter, Art (C) Notre Dame.....	1956-59
Hunter, Earnest (RB) Southeast Oklahoma State.....	1995
Hutchinson, Tom (WR) Kentucky	1963-65
Hutchison, Chuck (G) Ohio State	1973-75
Huther, Bruce (LB) New Hampshire.....	1981
Hyder, Gaylon (OL) Texas Christian	2001
Hynoski, Henry (RB) Temple.....	1975

I

Ilgenfritz, Mark (DE) Vanderbilt	1974
Ingram, Darryl (TE) California.....	1991
Irons, Gerald (LB) Maryland-East Shore	1976-79
Isaia, Sale (OL) UCLA	#1995
Isbell, Joe Bob (G) Houston	1966

J

Jackson, Alfred (DB) San Diego State	1991-92
--	---------

Jackson, Bill (S) North Carolina	1982
Jackson, Enis (CB) Memphis State	*1987
Jackson, Frisman (WR) Western Illinois	2002
Jackson, James (RB) Miami (Fla.).....	2001-02
Jackson, Lenzie (WR) Arizona State	2000
Jackson, Michael (WR) Southern Mississippi	1991-95
Jackson, Raymond (DB) Colorado State	1999-2001
Jackson, Rich (DE) Southern	1972
Jackson, Robert E. (G) Duke	1975-1985
Jackson, Robert L. (LB) Texas A&M	1978-1981
Jacobs, Dave (K) Syracuse	1981
Jacobs, Tim (CB) Delaware	1993-95
Jaeger, Jeff (K) Washington	1987
Jagade, Harry (RB) Indiana	1951-53
James, Lynn (WR) Arizona State	1991
James, Nathaniel (DB) Florida A&M	1968
James, Tommy (DB) Ohio State	1948-1955
Jameson, Michael (S) Texas A&M.....	2002
Jefferson, Ben (T) Maryland.....	##1989, 1990
Jefferson, John (WR) Arizona State.....	1985
Jenkins, Al (G) Tulsa	1969-1970
Jennings, Brandon (DB) Texas A&M	#2001
Johnson, Bill (DL) Michigan State	1992-94
Johnson, Eddie (LB) Louisville	1981-1990
Johnson, Kevin (WR) Syracuse	1999-2002
Johnson, Lawrence (DB) Wisconsin.....	1979-1984
Johnson, Lee (P) Brigham Young	1987-88
Johnson, Mark (LB) Missouri	1977
Johnson, Mike (LB) Virginia Tech	1986-1993
Johnson, Mitch (T) UCLA	1971
Johnson, Pepper (LB) Ohio State	1993-95
Johnson, Ron (RB) Michigan	1969
Johnson, Tre' (OL) Temple	2001
Johnson, Walter (DT) California State (Los Angeles)	1965-1976
Joiner, Vernon (WR) Maryland	1989-1990
Jones, Bobby (WR) No College	1983
Jones, Dave (WR) Kansas State	1969-1971
Jones, Dub (WR) Tulane	1948-1955
Jones, Edgar (RB) Pittsburgh	1946-49
Jones, George (RB) San Diego State.....	1999
Jones, Homer (WR) Texas Southern	1970
Jones, James (DL) Northern Iowa	1991-94
Jones, Jock (LB) Virginia Tech	1990-91
Jones, Joe (DE) Tennessee State.....	1970-71, 1973, 1975-78
Jones, Keith (RB) Nebraska	1989
Jones, Kirk (RB) Nevada-Las Vegas	*1987
Jones, Lenoy (LB) Texas Christian	1999-2002
Jones, Marlon (DE) Central State	1987-89
Jones, Reginald (CB) Memphis State	#1994
Jones, Ricky (LB) Tuskegee	1977-1979
Jones, Ricky (WR) Alabama State	##1992
Jones, Selwyn (DB) Colorado State	1993, #1994
Jones, Tony (OT) Western Carolina	1988-1995
Jordan, Henry (DT) Virginia.....	1957-58
Jordan, Homer (QB) Clemson	*1987
Junkin, Mike (LB) Duke	1987-88
Jurkovic, John (DT) Eastern Illinois.....	1999

K

Kafentzis, Mark (S) Hawaii	1982
Kanicki, Jim (DT) Michigan State	1963-69
Kapler, Alex (G) Northwestern.....	1946-47
Katolin, Mike (C) San Jose State	*1987
Kauric, Jerry (K) Kennedy Collegiate.....	1990
Kellermann, Ernie (DB) Miami (Ohio)	1966-1971
Kelley, Chris (TE) Akron	*1987
Kelly, Leroy (RB) Morgan State.....	1964-1973
Kemp, Perry (WR) California (Pa.)	*1987

Killian, P.J. (LB) Virginia	##1994
Killings, Cedric (DT) Carson-Newman	##2001
Kinard, Billy (DB) Mississippi	1956
Kinchen, Brian (TE) Louisiana State	1991-95
King, Andre (WR) Miami (Fla.)	2001-02
King, Don (T) Kentucky	1954
King, Ed (OL) Auburn	1991-93
King, Joe (DB) Oklahoma State	1991
Kingree, Rick (LB) Tulane	1971-72
Kirby, Terry (RB) Virginia	1999
Kirk, Randy (LB) San Diego State	1991
Kissell, John (T) Boston College	1950-52, 1954-56
Kmet, Frank (NT) Purdue	##1992
Kolesar, Bob (G) Michigan	1946
Konz, Ken (DB) Louisiana State	1953-59
Kosar, Bernie (QB) Miami (Fla.)	1985-1993
Kosikowski, Frank (WR) Notre Dame	1948
Kovaleski, Mike (LB) Notre Dame	* 1987
Kramer, Kyle (S) Bowling Green	1989
Kreiting, Rich (WR) Illinois	1959-1963
Krericowicz, Mark (G) Ohio State	#1985
Kuechenberg, Rudy (LB) Indiana	1970
Kuehl, Ryan (DT) Virginia	1999-2002
Kyle, Jason (LB) Arizona State	1999

L

Lahr, Warren (DB) Western Reserve	1948-1959
LaMontagne, Noel (OL) Virginia	2000
Landry, George (RB) Lamar	* 1987
Lane, Gary (QB) Missouri	1966-67
Lang, Kenard (DE) Miami (Fla.)	2002
Langham, Antonio (CB) Alabama	1994-95, 1999
Langhorne, Reggie (WR) Elizabeth City State	1985-1991
Lauter, Steve (S) San Diego State	* 1987
Lavelli, Dante (WR) Ohio State	1946-1956
Lee, Barry (C) Grambling	* 1987
Lee, Marcus (RB) Syracuse	1994
Lefear, Billy (WR) Henderson State	1972-75
Leigh, Charles (RB) No College	1968-69
Leomiti, Carlson (OL) San Diego State	##1994
LeVeck, Jack (LB) Ohio University	1975
Lewis, Cliff (QB) Duke	1946-1951
Lewis, Darryl (TE) Texas-Arlington	1984
Lewis, James (DB) Miami (Fla.)	##2002
Lewis, Leo (PR) Missouri	1990
Lewis, Stan (DE) Wayne State (Neb.)	1975
Lilja, George (G-T) Michigan	1984-86
Linden, Errol (T) Houston	1961
Lindsay, Everett (OL) Mississippi	2000
Lindsey, Dale (LB) Western Kentucky	1965-1972
Lingenfeiter, Bob (T) Nebraska	1977
Lingmerth, Goran (K) Northern Arizona	* 1987
Little, Earl (DB) Miami (Fla.)	1999-2002
Lloyd, Dave (LB) Georgia	1959-1961
Lloyd, DeAngelo (DE) Tennessee	##2002
Logan, Dave (WR) Colorado	1976-1983
Logan, Ernie (DL) East Carolina	1991-93
London, Tom (DB) North Carolina State	1978
Long, Mel (LB) Toledo	1972-74
Loomis, Ace (RB) LaCrosse State	1952
Lucci, Mike (LB) Tennessee	1962-64
Luck, Terry (QB) Nebraska	1977
Luneberg, Chris (OL) West Chester	##1993
Lund, Bill (RB) Case Tech	1946-47
Lyle, Rick (DE) Missouri	1994, #1995
Lyons, Damion (DB) UCLA	##1994
Lyons, Robert (S) Akron	1989

M

Maceau, Mel (C) Marquette	1946-48
Macerelli, John (G) St. Vincent	1956
Mack, Kevin (RB) Clemson	1985-1993
Majors, Bobby (DB) Tennessee	1972
Malbrough, Anthony (DB) Texas Tech	2000
Malone, Ralph (DE) Georgia Tech	1986
Manoa, Tim (FB) Penn State	1987-89
Marangi, Gary (QB) Boston College	#1977
Marshall, Dave (LB) Eastern Michigan	1984
Marshall, Jim (DE) Ohio State	1960
Martin, Jamie (QB) Weber State	#1999
Martin, Jim (DT) Notre Dame	1950
Mason, Larry (RB) Troy State	* 1987
Massey, Carlton (DE) Texas	1954-56
Matheson, Bob (LB) Duke	1967-1970
Matthews, Clay (LB) Southern California	1978-1993
Mayne, Lewis (RB) Texas	1947
Mays, Dave (QB) Texas Southern	1976-77
McCade, Mike (WR) Nevada-Las Vegas	* 1987
McCardell, Keenan (WR) Nevada-Las Vegas	1992-95
McClung, Willie (DT) Florida A&M	1958-59
McCullum, Andy (OL) Toledo	##1994
McCormack, Hurvin (DL) Indiana	1999
McCormack, Mike (T) Kansas	1954-1962
McCusker, Jim (DE) Ohio State	1963
McCutcheon, Daylon (CB) Southern California	1999-2002
McDonald, Paul (QB) Southern California	1980-85
McDonald, Tommy (WR) Oklahoma	1968
McGonnigal, Bruce (TE) Virginia	1991
McKay, Bob (T) Texas	1970-75
McKenzie, Keith (DE) Ball State	2000-01
McKenzie, Rich (DE) Penn State	1995
McKinley, Alvin (DL) Mississippi State	2001-2002
McKinney, Jeremy (T) Iowa	#1999, 2001
McKinnis, Hugh (RB) Arizona State	1973-75
McLemore, Tom (TE) Southern	1993-94
McMahon, Jim (QB) Brigham Young	#1995
McMillan, Erik (S) Missouri	1993
McNeil, Clifton (WR) Grambling	1964-67
McNeil, Gerald (WR/KR) Baylor	1986-89
McNeil, Ryan (CB) Miami (Fla.)	1999
McTyer, Tim (S) Brigham Young	1999
Memmelaar, Dale (G) Wyoming	1964-65
Mercier, Richard (OL) Miami (Fla.)	2001
Metcalf, Eric (RB) Texas	1989-1994
Meylan, Wayne (LB) Nebraska	1968-69
Michaels, Walt (LB) Washington & Lee	1952-61
Middleton, Ron (TE) Auburn	1989
Miller, Arnold (DL) Louisiana State	1999-2000
Miller, Cleo (RB) Arkansas AM&N	1975-1982
Miller, Jamir (LB) UCLA	1999-2001
Miller, Mark (QB) Bowling Green	1978-79
Miller, Matt (T) Colorado	1979-82
Miller, Nick (LB) Arkansas	1987
Miller, Willie (WR) Colorado State	1975-76
Milstead, Rod (G) Delaware State	#1993
Minnier, Randy (RB) Purdue	1970
Minnifield, Frank (CB) Louisville	1984-1992
Minter, Barry (LB) Tulsa	2001
Mitchell, Alvin (DB) Morgan State	1968-69
Mitchell, Bobby (RB) Illinois	1958-1961
Mitchell, Mack (DE) Houston	1975-78
Modzelewski, Dick (DT) Maryland	1964-66
Modzelewski, Ed (RB) Maryland	1955-59
Mohring, John (LB) C.W. Post	1980
Monroe, Rod (TE) Cincinnati	##2000, 2001
Montgomery, Cleotha (KR) Abilene Christian	1981

Moog, Aaron (DE) Nevada-Las Vegas	*1987
Moore, Eric (OL) Indiana	1995
Moore, Marty (LB) Kentucky	2000
Moore, Stevon (DB) Mississippi	1992-95
Moreland, Earthwind (DB) Georgia Southern	2001
Moreland, Jake (TE) Western Michigan	2001
Morgan, Quincy (WR) Kansas State	2001-2002
Moriarty, Pat (RB) Georgia Tech	1979
Morin, Milt (TE) Massachusetts	1966-1975
Morris, Chris (T) Indiana	1972-73
Morris, Joe (RB) Syracuse	1991
Morris, Mike (C) Northeast Mississippi State	1990
Morrison, Fred (RB) Ohio State	1954-56
Morrison, Reece (RB) Southwest Texas State 1968-1972	
Morrow, Alvin (TE) None	#2001, #2002
Morrow, John (C) Michigan	1960-66
Morse, Frank (C) Boston College	1962-63
Mozeley, Mark (K) Stephen F. Austin	1986
Moselle, Dom (RB) Superior (Wisconsin) State College	1950
Mostardi, Richard (DB) Kent State	1960
Motley, Marion (RB) Nevada	1946-1953
Murphy, Fred (WR) Georgia Tech	1960
Mustafa, Isiah (WR) Arizona State	#1999
Mustafa, Najee (CB) Georgia Tech	1993
Mustard, Chad (TE) North Dakota	#2002
Myles, Toby (OL) Jackson State	2001
Myslinski, Tom (OL) Tennessee	#1992

N

Nagler, Gern (WR) Santa Clara	1960-61
Nave, Stevan (LB) Kansas	*1987
Nelsen, Bill (QB) Southern California	1968-1972
Neujahr, Quentin (OL) Kansas State	#1995
Newman, Patrick (WR) San Diego State	1994
Newsome, Ozzie (TE) Alabama	1978-1990
Newsome, Vince (DB) Washington	1991-92
Nicolas, Scott (LB) Miami	1982-86
Ninowski, Jim (QB) Michigan State	1958-59, 1962-66
Noa, Kaulana (OL) Hawaii	#2002
Noll, Chuck (G-LB) Dayton	1953-59
Northcutt, Dennis (WR) Arizona	2000-02
Nugent, Terry (QB) Colorado State	#1984
Nutting, Ed (DT) Georgia Tech	1961

O

O'Brien, Francis (T) Michigan State	1959
O'Connell, Tom (QB) Illinois	1956-57
O'Connor, Bill (DE) Notre Dame	1949
O'Connor, Drew (WR) Maine	#2000
O'Hara, Shaun (OL) Rutgers	2000-02
Oben, Roman (OT) Louisville	2000-01
Oden, McDonald (TE) Tennessee State	1980-82
Odom, Clifton (LB) Texas-Arlington	1980
Ogle, Kendall (LB) Maryland	1999
Oliphant, Mike (RB) Puget Sound	1989-1991
Oliver, Bob (DE) Abilene Christian	1969
Oristaglio, Bob (DE) Pennsylvania	1951
Owens, Kerry (LB) Arkansas	#1989

P

Pagel, Mike (QB) Arizona State	1986-1990
Palelli, Lonnie (OL) Nevada-Las Vegas	#1995
Palmer, Derrell (DT) Texas Christian	1949-1953
Palmer, Randy (TE) Texas A&M (Kingsville)	1999
Palumbo, Sam (LB) Notre Dame	1955-56
Parilli, Vito (QB) Kentucky	1956
Parker, Frank (DT) Oklahoma State	1962-64, 1966-67
Parker, Jerry (LB) Central State	*1987

Parris, Gary (TE) Florida State	1975-78
Parrish, Bernie (DB) Florida	1959-1966
Parseghian, Ara (RB) Miami (Ohio)	1948-49
Patten, David (WR) Western Carolina	2000
Patten, Joel (T) Duke	1980
Paul, Don (DB) Washington State	1954-58
Payton, Eddie (KR) Jackson State	1977
Pearson, Kalvin (DB) Grambling	2002
Pederson, Doug (QB) Northeast Louisiana	2000
Peebles, Danny (WR) North Carolina State	1991
Pena, Bob (G) Massachusetts	1972
Perini, Pete (RB) Ohio State	1955
Perry, Michael Dean (DE) Clemson	1988-1994
Perry, Rod (CB) Colorado	1983-84
Peters, Floyd (DT) San Francisco State	1959-1962
Peters, Tony (DB) Oklahoma	1975-78
Petersen, Ted (T) Eastern Illinois	1984
Petitbon, John (DB) Notre Dame	1955-56
Phelps, Don (RB) Kentucky	1950-51
Phenix, Perry (DB) Southern Mississippi	#2001
Philcox, Todd (QB) Syracuse	1991-93
Phipps, Mike (QB) Purdue	1970-76
Pierce, Calvin (FB) Eastern Illinois	*1987
Pierce, Steve (WR) Illinois	*1987
Pietrosante, Nick (RB) Notre Dame	1966-67
Pike, Chris (DL) Tulsa	1989-1990
Piskor, Ray (T) Niagara	1947
Pitts, Frank (WR) Southern	1971-73
Pitts, John (DB) Arizona State	1975
Pizzo, Joe (QB) Mars Hill	*1987
Pleasant, Anthony (DE) Tennessee State	1990-95
Plum, Milt (QB) Penn State	1957-1961
Polley, Tom (LB) Nevada-Las Vegas	*1987
Poole, Larry (RB) Kent State	1975-77
Pope, Marquez (S) Fresno State	1999
Poumele, Pulu (G) Arizona	#1995
Powell, Craig (LB) Ohio State	1995
Powell, Preston (RB) Grambling	1961
Powell, Ronnie (WR) Northwestern State	1999
Powers, Ricky (RB) Michigan	1995
Prentice, Travis (RB) Miami (Ohio)	2000
Prestel, Jim (T) Idaho	1960
Pritchett, Billy (RB) West Texas State	1975
Pruitt, Greg (RB) Oklahoma	1973-1981
Pruitt, Mike (RB) Purdue	1976-1984
Ptacek, Bob (QB) Michigan	1959
Pucci, Ben (DT) No College	1948
Pupua, Tau (DT) Weber State	#1995
Putnam, Duane (G) College of Pacific	1961
Puzzolli, Dave (NT) Pittsburgh	1983-87
Pyne, Jim (G) Virginia Tech	1999-2000

Q

Quinlan, Bill (DE) Michigan State	1957-58
Quinlan, Voiney (RB) San Diego State	1956
Quinton, Dustin (OL) Nevada-Las Vegas	#1991

R

Raimey, Dave (DB) Michigan	1964
Rainer, Wali (LB) Virginia	1999-2001
Rakoczy, Gregg (OL) Miami	1987-1990
Ratterman, George (QB) Notre Dame	1952-56
Rechichar, Bert (DB) Tennessee	1952
Redden, Barry (RB) Richmond	1989-1990
Reeves, Ken (OL) Texas A&M	1990
Reeves, Walter (TE) Auburn	1994-95
Rehberg, Scott (OL) Central Michigan	1999
Renfro, Ray (WR) North Texas State	1952-1963
Reynolds, Billy (RB) Pittsburgh	1953-54, 1957



Reynolds, Chuck (C) Tulsa	1969-1970
Rhett, Errict (RB) Florida	2000
Rhyme, Jerry (QB) Tulsa	1969
Rich, Randy (DB) New Mexico	1978-79
Richardson, Gloster (WR) Jackson State	1972-74
Riddick, Louis (DB) Pittsburgh	1993-95
Rienstra, John (OL) Temple	1991-92
Righetti, Joe (DT) Waynesburg	1969-1970
Risien, Cody (T) Texas A&M	1979-83, 1985-89
Rison, Andre (WR) Michigan State	1995
Roan, Oscar (TE) Southern Methodist	1975-78
Robbins, Kevin (OT) Michigan State	##1989, 1990
Roberts, Walter (WR) San Jose State	1964-66
Robinson, Billy (DB) Arizona State	*1987
Robinson, DeJuan (DB) Northern Arizona	*1987
Robinson, Fred (G) Washington	1957
Robinson, Mike (DE) Arizona	1981-82
Rockins, Chris (S) Oklahoma State	1984-87
Rogers, Don (S) UCLA	1984-85
Rogers, Tyrone (DL) Alabama State	1999-2002
Rokisky, John (DE) Duquesne	1946
Roman, Nick (DE) Ohio State	1972-74
Romaniszyn, Jim (LB) Edinboro State	1973-74
Rose, Ken (LB) Nevada-Las Vegas	1990
Rouson, Lee (RB) Colorado	1991
Rowe, Patrick (WR) San Diego State	1993
Rowell, Eugene (WR) Southern Mississippi	1990
Roye, Orpheus (DL) Florida State	2000-02
Rucker, Reggie (WR) Boston University	1975-1981
Rudd, Dwayne (LB) Alabama	2001-02
Ruhman, Chris (OL) Texas A&M	1999
Runager, Max (P) South Carolina	1988
Rusinek, Mike (NT) California	*1987
Ryan, Frank (QB) Rice	1962-68
Rymkus, Lou (T) Notre Dame	1946-1951
Rypien, Mark (QB) Washington State	1994

S

Saban, Lou (LB) Indiana	1946-49
Sabatino, Bill (DT) Colorado	1968
Sagapolutele, Pio (DL) Hawaii	1991-95
St. Clair, Mike (DE) Grambling	1976-79
Salaam, Rashaan (RB) Colorado	1999
Saleh, Tarek (LB/FB) Wisconsin	1999-2001
Sanders, Darnell (TE) Ohio State	2002
Sanders, Lewis (DB) Maryland	2000-02
Sandusky, John (T) Villanova	1950-55
Sanford, Lucius (LB) Georgia Tech	1987
Santiago, O.J. (TE) Kent State	#2000-2001
Scales, Charley (RB) Indiana	1962-65
Scarry, Mike (C) Waynesburg	1946-47
Schafraath, Dick (G-T) Ohio State	1959-1971
Schoen, Tom (DB) Notre Dame	1970
Schultz, Randy (RB) State College (Iowa)	1966
Schwenk, Bud (QB) Washington	1946
Scott, Bo (RB) Ohio State	1969-1974
Scott, Cedric (DE) Southern Mississippi	2002
Scott, Clarence (DB) Kansas State	1971-1983
Sczurek, Stan (LB) Purdue	1963-65
Seifert, Mike (DE) Wisconsin	1974
Selawski, Gene (T) Purdue	1960
Sellers, Mike (HB) Walla Walla C.C.	2001
Sensanbaugher, Dean (RB) Ohio State	1948
Sharkey, Ed (G) Nevada	1952
Shavers, Tyrone (WR) Lamar	1991
Shaw, Sedrick (RB) Iowa	1999
Shea, Aaron (TE) Michigan	2000-02
Shepard, Gannon (OL) Duke	##2001
Shepherd, Leslie (WR) Temple	1999

Sheppard, Henry (G-T) Southern Methodist	1976-1981
Sheriff, Stan (G) California Poly	1957
Sherk, Jerry (DT) Oklahoma State	1970-1981
Shiner, Dick (QB) Maryland	1967
Shoals, Roger (T) Maryland	1963-64
Shofner, Jim (DB) Texas Christian	1958-1963
Shorter, Jim (DB) Detroit	1962-63
Shula, Don (DB) John Carroll	1951-52
Shurnas, Marshall (WR) Missouri	1947
Sikich, Mike (G) Northwestern	1971
Sikora, Robert (T) Indiana	#1984
Simmons, Tony (WR) Wisconsin	2001
Simonetti, Ken (DT) Tennessee	1946-48
Simons, Kevin (OL) Tennessee	##1989
Sims, Darryl (DE) Wisconsin	*1987-88
Sims, Mickey (DT) South Carolina State	1977-79
Sipe, Brian (QB) San Diego State	1974-1983
Skibinski, Joe (G) Purdue	1952
Slaughter, Webster (WR) San Diego State	1986-1991
Slayden, Steve (QB) Duke	#1988
Smith, Bob (LB) Nebraska	1955-56
Smith, Daryle (OT) Tennessee	1989
Smith, Gaylon (RB) Southwestern	1946
Smith, Irv (TE) Notre Dame	1999
Smith, Jim Ray (G) Baylor	1956-1962
Smith, John (WR) Tennessee State	1979
Smith, Ken (TE) New Mexico	1973
Smith, Leroy (LB) Iowa	##1992
Smith, Mark (LB) Auburn	2001-02
Smith, Marquis (S) California	1999-2001
Smith, Ralph (TE) Mississippi	1965-68
Smith, Rico (WR) Colorado	1992-95
Snellings, Paul (OL) Georgia	#2000
Snidow, Ron (DE) Oregon	1968-1972
Sparenberg, Dave (G) Western Ontario	*1987
Speedie, Mac (WR) Utah	1946-1952
Speer, Del (S) Florida	1993-94
Spencer, Joe (DT) Oklahoma State	1949
Spikes, Rahshon (RB) North Carolina State	##2000
Spires, Greg (DL) Florida State	2001
Spragan, Donnie (LB) Stanford	##2001
Spriggs, Marcus (DL) Troy State	1999-2000, #2001
Stafford, Shane (QB) Connecticut	##2002
Stams, Frank (LB) Notre Dame	1992-95
Stanfield, Harold (TE) West Virginia Tech	*1987
Staroba, Paul (WR) Michigan	1972
Steinbrunner, Don (DE) Washington State	1953
Stephens, Larry (DT) Texas	1960-61
Steuber, Bob (RB) Missouri	1946
Stevenson, Rickey (CB) Arizona	1970
Stewart, Andrew (DE) Cincinnati	1989
Stienke, Jim (DB) Southwest Texas State	1973
Stokes, Barry (OL) Eastern Michigan	2002
Stoutmire, Omar (DB) Fresno State	#1999
Stover, Matt (K) Louisiana State	1991-95
Stracka, Tim (TE) Wisconsin	1983-84
Strock, Don (QB) Virginia Tech	1988
Sullivan, Dave (WR) Virginia	1973-74
Sullivan, Gerry (T-C) Illinois	1974-1981
Sullivan, Tom (RB) Miami (Fla.)	1978
Summers, Fred (DB) Wake Forest	1969-1971
Sumner, Walt (DB) Florida State	1969-1974
Sumter, Glenn (DB) Memphis	##2002
Susteric, Ed (RB) Findlay	1949
Sutter, Ed (LB) Northwestern	##1992, 1993-95
Swarn, George (RB) Miami (Ohio)	*1987
Swilling, Ken (LB) Georgia Tech	##1992
Sykes, Terrance (OL) Louisiana Tech	#2001

T	
Taffoni, Joe (T) Tennessee-Martin.....	1967-1970
Talley, John (TE) West Virginia.....	##1989-1991
Tamm, Ralph (G) West Chester State.....	1990-91
Taseff, Carl (DB) John Carroll.....	1951
Taylor, Ben (LB) Virginia Tech.....	2002
Taylor, Ryan (LB) Auburn.....	##1999-2000
Taylor, Terry (CB) Southern Illinois.....	1992-93
Teets, Dick (LB) Wisconsin.....	*1987
Teifke, Mike (C) Akron.....	*1987
Tennell, Derek (TE) UCLA.....	*1987-89
Terlep, George (QB) Notre Dame.....	1948
Terrell, Ray (RB) Mississippi.....	1946-47
Testaverde, Vinny (QB) Miami (Fla.).....	1993-95
Thaxton, Jim (TE) Tennessee State.....	1974
Thierry, John (LB-DE) Alcorn State.....	1999
Thomas, Johnny (CB) Baylor.....	1995
Thome, Chris (OL) Minnesota.....	1991-92
Thompson, Bennie (DB) Grambling.....	1994-95
Thompson, Kevin (QB) Penn State.....	2000, 2002
Thompson, Mike (DT) Wisconsin.....	1999-2000
Thompson, Tommy (LB) William & Mary.....	1949-1953
Thornton, John (DL) Cincinnati.....	1991
Tidmore, Sam (LB) Ohio State.....	1962-63
Tierney, Leo (C) Georgia Tech.....	1978
Tillman, Lawyer (WR) Auburn.....	1989, 1992-93
Tinsley, Keith (WR) Pittsburgh.....	*1987
Tomczak, Mike (QB) Ohio State.....	1992
Troceno, Rick (DB-QB) Pittsburgh.....	1981-83
Trumbull, Rick (OL) Missouri.....	##1991
Tucker, Ryan (OT) Texas Christian.....	2002
Tucker, Travis (TE) Southern Connecticut State.....	1985-1987
Tupa, Tom (QB-P) Ohio State.....	##1993, 1994-95
Turnbow, Jesse (DT) Tennessee.....	1978
Turner, Eric (S) UCLA.....	1991-95
Turner, Kevin (LB) Pacific.....	1982

U	
Ulinski, Ed (G) Marshall.....	1946-49
Upshaw, Marvin (DE) Trinity.....	1968-69

V	
Van Dyke, Ralph (T) Southern Illinois.....	*1987
Van Pelt, Brad (LB) Michigan State.....	1986
Vardell, Tommy (RB) Stanford.....	1992-95
Verba, Ross (OL) Iowa.....	2001-02
Versear, David (WR) Kansas.....	*1987

W	
Wagner, Bryan (P) Cal-State Northridge.....	1989-1990
Walters, Van (LB) Indiana.....	1988-1991
Walker, Dwight (RB-WR) Nicholls State.....	1982-84
Wallace, Calvin (DE) West Virginia Tech.....	*1987
Walls, Everson (DB) Grambling.....	1992-93
Walls, Raymond (DB) Southern Mississippi.....	2002
Walters, Dale (P) Rice.....	*1987
Ward, Carl (DB) Michigan.....	1967-68
Ward, Chad (OL) Washington.....	##2002
Warfield, Paul (WR) Ohio State.....	1964-69, 1976-77
Warren, Gerard (DL) Florida.....	2001-02
Washington, Brian (S) Nebraska.....	1988
Washington, Marcus (DB) Colorado.....	##1999
Watkins, Tom (RB) Iowa State.....	1961
Watson, Karlton (QB) Winston-Salem.....	*1987
Watson, Louis (WR) Mississippi Valley State.....	*1987
Watson, Remi (WR) Bethune-Cookman.....	*1987
Weathers, Clarence (WR) Delaware State.....	1985-88
Weathers, Curtis (TE-LB) Mississippi.....	1979-1985
Webb, Ken (RB) Presbyterian.....	1963

Weber, Chuck (DE) West Chester State.....	1955-56
Webster, Larry (DT) Maryland.....	1995
White, Bob (RB) Stanford.....	1955
White, Charles (RB) Southern California.....	1980-82, 1984
White, Jamal (LB) Kentucky.....	##2002
White, Jamel (RB) South Dakota.....	2000-02
White, James (DE) Louisiana State.....	*1985
White, Lorenzo (RB) Michigan State.....	1995
Whitlow, Bob (C) Arizona.....	1968
Whitwell, Mike (WR-S) Texas A&M.....	1982-83
Wiggin, Paul (DE) Stanford.....	1957-1967
Wilburn, Barry (CB) Mississippi.....	1992
Wilkinson, Gary (DB) Penn State.....	##1989
Wilkinson, Jerry (DE) Oregon State.....	1980
Williams, A.D. (WR) College of Pacific.....	1960
Williams, Arthur (WR) Abilene Christian.....	*1987
Williams, Clarence (RB) Washington State.....	1993
Williams, Gene (T-G) Iowa State.....	1993-94
Williams, James (LB) Mississippi State.....	1999
Williams, Larry (G) Notre Dame.....	1986-88
Williams, Lawrence (KR) Texas Tech.....	1977
Williams, Ray (WR) Clemson.....	*1987
Williams, Sidney (LB) Southern.....	1964-66
Williams, Stacy (DB) East Texas State.....	*1987
Williams, Tony (T) Kansas State.....	1993
Williams, Wally (C) Florida A&M.....	1993-95
Willis, Bill (G-LB) Ohio State.....	1946-1953
Wilson, Tom (RB) No College.....	1962
Wilson, Troy (CB) Notre Dame.....	*1987
Wingle, Blake (G) UCLA.....	*1987
Winslow, George (P) Villanova.....	1987
Winters, Frank (C) Western Illinois.....	1987-88
Wise, Mike (DL) California-Davis.....	1991
Wiska, Jeff (G) Michigan State.....	1986
Wohlabaugh, Dave (C) Syracuse.....	1999-2002
Wolfley, Ron (RB) West Virginia.....	1992-93
Woods, Rob (OL) Arizona.....	1991
Woolsey, Rolly (DB) Boise State.....	1977
Wooten, John (G) Colorado.....	1959-1967
Word, Mark (DE) Jacksonville State.....	2002
Wren, Junior (DB) Missouri.....	1956-59
Wright, Alvin (NT) Jacksonville State.....	1992
Wright, Felix (S) Drake.....	1985-1990
Wright, George (DT) Sam Houston.....	1972
Wright, Keith (WR-KR) Memphis State.....	1978-1980
Wycinsky, Craig (G) Michigan State.....	1972
Wynn, Spergon (QB) Southwest Texas State.....	2000

Y	
Yanchar, Bill (DT) Purdue.....	1970
Yonakor, John (DE) Notre Dame.....	1946-49
Young, George (DE) Georgia.....	1946-1953
Young, Glen (WR) Mississippi.....	1984-85, 1987-88
Youngblood, George (DB) California State (Los Angeles).....	1967
Youngelman, Sid (DT) Alabama.....	1959

Z	
Zahursky, Steve (OL) Kent State.....	1999-2000
Zeier, Eric (QB) Georgia.....	1995
Zeno, Lance (C) UCLA.....	1992-93
Zukasuskas, Paul (OL) Boston College.....	2001-02

*Denotes replacement player during 1987 players' strike.
#On active roster, but did not play in a game.
##On practice squad, but did not play in a game.



This is a list of the jersey numbers and the players who wore them in the regular season. Special thanks to Dino Lucarelli for compiling this list and to Ken Mather and Richard Crow for their assistance.

1

Homer Jordan (*1987)
 Michael Jackson (1991-93)

2

Tony DeLeone (1987)
 Jerry Kauric (1990)
 Kerry Ferrell (##1993)
 Tim Couch (1999-2002)

3

Mark Moseley (1986)
 Brian Franco (*1987)
 Goren Lingmerth (*1987)
 Matt Stover (1991-95)

4

Max Runager (1988)
 Rico Smith (1992)
 Phil Dawson (1999-2002)

5

Webster Slaughter (1986)
 George Winslow (1987)
 Dale Waters (*1987)

6

Remi Watson (*1987)
 Ricky Jones (##1992)

7

Terry Luck (1977)
 Terry Nugent (#1984)
 Jeff Gossett (1983, 1985-87)
 Steve Slayden (#1988)
 Tom Tupa (#1993, 1994-95)

8

Gary Marangi (#1977)
 Johnny Evans (1978-80)
 Jeff Jaeger (1987)
 Brad Goebel (1992-94)

9

Greg Coleman (1977)
 Matt Bahr (1981-89)
 Jim McMahon (#1995)

10

John Borton (1957)
 Chris Gartner (1974)
 Dave Mays (1976-77)
 Dave Jacobs (1981)

Tom Flick (1984)
 Mike Pagel (1986-90)
 Mike Elkins (#1991)
 Eric Zeier (1995)
 Jamie Martin (#1999)
 Kevin Thompson (2000)
 Tony Graziani (#2000)
 Kelly Holcomb (2001-2002)

11

Jim Ninowski (1964-66)
 Don Gault (1970)
 Lee Johnson (1987-88)
 Jeff Christensen (*1987)
 Brian Hansen (1991-93)
 Mark Rypien (1994)
 Ty Detmer (1999)

12

Don Cockcroft (1968-80)
 Rick Trocano (1981-83)
 Karilton Watson (*1987)
 Don Strock (1988)
 Jeff Graham (#1989)
 Vinnie Testaverde (1993-95)
 Chad Carpenter (##1999)
 Drew O'Connor (##2000)
 Josh Booty (#2001-2002)

13

Frank Ryan (1962-68)
 Don Horn (1973)
 Joe Pizzo (*1987)
 Jeff Francis (1990, #1992)
 Sperguson Wynn (2000)
 Shane Stafford (##2002)

14

OTTO GRAHAM (1952-55)

15

Bert Rechichar (1952)
 Ken Gorgal (1953-54)
 Tommy O'Connell (1956-57)
 Jim Ninowski (1958-59, 1962-63)
 Gary Lane (1966-67)
 Mike Phipps (1970-76)
 Mark Miller (1978-79)
 Steve Cox (1981-84)
 Bryan Wagner (1989-90)
 Donny Brady (1995)
 Jeff Brohm (#2000)

16

George Ratterman (1952-56)
 Milt Plum (1957-61)
 Bill Nelsen (1968-72)

Will Cureton (1975)
 Paul McDonald (1980-85)
 Selwyn Jones (1993-94)
 Ray Ethridge (#1995)
 Kevin Thompson (2000, #2002)

17

Jerry Rhome (1969)
 Brian Sipe (1974-83)
 Todd Philcox (1991-93)
 Chris Gardocki (1999-2002)

18

Vito Parilli (1956)
 Bob Freeman (1957-58)
 Bob Ptacek (1959)
 Len Dawson (1960-61)
 John Furman (1962)
 Dick Shiner (1967)
 Ben Hawkins (1974)
 Gary Danielson (1985, 1987-88)
 Vernon Joines (1989-90)
 Mike Tomczak (1992)
 Isaiah Mustafa (##1999)
 Doug Pederson (2000)
 Tony Simmons (2001)
 Bobby Brown (##2001)

19

Bernie Kosar (1985-93)

20

Mike Scarry (19046-47)
 Lou Saban (1948-49)
 Hal Herring (1950-51)
 Ken Carpenter (1952-53)
 Don Paul (1954-58)
 Ross Fichtner (1960-67)
 Fred Summers (1969-71)
 Jim Stienke (1973)
 Tony Peters (1975-78)
 Doug Dennison (1979)
 Judson Flint (1980-82)
 Don Rogers (1984-85)
 Joe Morris (1991)
 Alan Haller (1992)
 Earnest Byner (1994)
 Johnny Thomas (1995)
 Omar Stoutmire (#1999)
 Earl Little (1999-2002)

21

Dean Brown (1969)
 Stan Brown (1971)
 Van Green (1973-76)
 Oliver Davis (1977-80)
 Mike Whitwell (1983)

Corey Gilmore (*1987)
 Eric Metcalf (1989-94)
 Marquis Smith (1999-01)
 Lewis Sanders (2002)

22

Frank Gatski (1946-51)
 Rex Bumgardner (1952)
 Ken Konz (1953-59)
 Rich Mostardi (1960)
 Tom Watkins (1961)
 Lowell Caylor (1964)
 Bobby Franklin (1966)
 Billy Devrow (1967)
 Clarence Scott (1971-83)
 Felix Wright (1985-90)
 Perry Kemp (*1987)
 Vince Newsome (1991-92)
 Ricky Powers (1995)
 Tim McTyer (1999)
 Todd Franz (2000)
 Michael Jameson (2002)

23

Larry Benz (1963-65)
 Clifford Brooks (1972-74)
 Bill Craven (1976)
 Larry Collins (1978)
 Mark Kafentzsis (1982)
 Mark Harper (1986-90)
 DeJuan Robinson (*1987)
 Randy Baldwin (1992-94)
 Earnest Hunter (1995)
 Marquez Pope (1999)
 Errict Rhett (2000)
 Devin Bush (2001-02)

24

Mel Maceau (1946-48)
 Tommy Thompson (1949-51)
 Warren Lahr (1952-59)
 Bobby Franklin (1960-65)
 Ernie Kellermann (1966-71)
 Bobby Majors (1972)
 Pete Athas (1975)
 Terry Brown (1976)
 Randy Rich (1978-79)
 Autry Beamon (1980-81)
 Cleotha Montgomery (1981)
 Vagas Ferguson (1983)
 Greg Best (1984)
 Ray Ellis (1986-87)
 Anthony Blaylock (1988-91)
 Randy Baldwin (#1991-92)
 Terry Taylor (1992-93)
 Reginald Jones (#1994)

Damion Lyons (##1994)
 Corey Fuller (1999-01)
 Robert Griffith (2002)

25

Charles Leigh (1968-69)
 Frank Pitts (1971-73)
 Rolly Woolsey (1977)
 Pat Moriarty (1979)
 Charles White (1980-82,84)
 Vincent Barnett (*1987)
 Anthony Florence (1991)
 Alfred Jackson (1991-92)
 Greg Briggs (##1993)
 Dana Hall (1995)
 Sedrick Shaw (1999)
 Lewis Sanders (2000)
 Corey Fuller (2002)

26

Ray Renfro (1952-63)
 Dave Raimey (1964)
 Reece Morrison (1968-72)
 Billy Lefear (1972-75)
 Tom Sullivan (1978)
 Dino Hall (1979-83)
 Greg Allen (1985)
 Arthur Williams (*1987)
 Keith Jones (1989)
 Raymond Clayborn (1990-91)
 Ron Woffley (1992-93)
 Michael Davis (1995)
 Anthony Malbrough (2000)
 Dyshod Carter (2001)

27

Walter Roberts (1964-66)
 Carl Ward (1967-68)
 Randy Minniear (1970)
 Rickey Stevenson (1970)
 Thom Darden (1972-74, 1976-81)
 Gary Davis (#1981)
 Mike Whitwell (1982)
 Al Gross (1983-87)
 Brian Dudley (*1987)
 Derrick Gainer (##1989, 1990)
 Derrick Douglas (1991)
 Stevon Moore (1992-95)
 Karim Abdul-Jabbar (1999)
 Lamar Chapman (2000-01)
 James Lewis (##2002)

28

Dick Deschaine (1958)
 Ben Davis (1967-68, 1970-73)
 Eddie Brown (1974-75)
 Ron Bolton (1976-82)

Herman Fontenot (1985-88)
 Steve Pierce (*1987)
 Robert Goins (*1987)
 Tyrone Shavers (1991)
 James Brooks (1992)
 Erik McMillan (1993)
 Everson Walls (1992-93)
 Don Griffin (1994-95)
 Rashidi Barnes (2000)
 Deke Cooper (##2001)

29

Tommy McDonald (1968)
 Walt Sumner (1969-74)
 Hanford Dixon (1981-89)
 Brent Fullwood (1990)
 Eric Turner (1991-95)
 Rashaan Salaam (1999)
 James Jackson (2001-2002)

30

Bill Willis (1946-51)
 Emerson Cole (1952)
 Sherman Howard (1953)
 Maurice Bassett (1954-56)
 Lew Carpenter (1957-58)
 Bernie Parrish (1959-66)
 Ron Johnson (1969)
 Ken Brown (1970-75)
 Cleo Miller (1976-82)
 Boyce Green (1983-85)
 Billy Robinson (*1987)
 Thane Gash (1988-90)
 Jamel White (2000-2002)

31

Charley Harraway (1966-68)
 Bob Hunt (1974)
 Cleo Miller (1975)
 James Black (1984)
 Frank Minnifield (1984-92)
 Stacey Hairston (1993-95)
 Raymond Jackson (1999-01)
 William Green (2002)

32

Lin Houston (1946-51)
 Harry Jagade (1952-53)
 Fred Morrison (1954-56)
JIM BROWN (1957-65)

33

Randy Schultz (1966)
 Nathaniel James (1968)
 Tom Schoen (1970)
 Bo Cornell (1971-72)
 Reggie Rucker (1975-81)

Curtis Dickey (1985-86)
 Kirk Jones (*1987)
 Mike Oliphant (1989)
 Leroy Hoard (1990-95)
 Daylon McCutcheon (1999-2002)

34

George Cherokee (1946)
 Bob Gaudio (1947)
 Abe Gibron (1950-51)
 Walt Michaels (1952-61)
 Stan Sczurek (1963)
 Ken Webb (1963)
 Mike Howell (1965-72)
 Greg Pruitt (1973-81)
 David Green (1982)
 Kevin Mack (1985-93)
 Marcus Lee (1994)
 Lorenzo White (1995)
 Madre Hill (1999)
 Chris Floyd (2000)
 Ben Gay (2001)
 R.J. Bowers (2002)

35

Alex Agase (1948-51)
 Galen Fiss (1956-66)
 Larry Conjar (1967)
 Bo Scott (1969-74)
 Brian Duncan (1976-77)
 Calvin Hill (1978-81)
 Enis Jackson (*1987)
 Stacey Driver (*1987)
 Will Hill (1988)
 Barry Redden (1989-90)
 Perry Phenix (#2001)

36

Ed Ulinski (1946-49)
 Tommy Thompson (1950)
 Marion Motley (1952-53)
 Ed Modzelewski (1955-59)
 Billy Kinard (1956)
 Jamie Caleb (1960)
 Charley Scales (1962-65)
 Nick Pietrosante (1966-67)
 Dick Davis (1969)
 Steve Engel (1970)
 Henry Hynoski (1975)
 Eddie Payton (1977)
 Bill Jackson (1982)
 Stephen Braggs (1987-91)
 Vince Carreker (*1987)
 Fred Foggie (1992)
 Issac Booth (1994-95)
 Chris Akins (2001-2002)

37

George Groves (1946)
 Bob Kolesar (1946)
 Jamie Caleb (1965)
 Hugh McKinnis (1973-75)
 Chris Rockins (1984-87)
 Harlon Barnett (1990-92)
 Bennie Thompson (1994-95)
 Marcus Washington (##1999)
 Anthony Henry (2001-2002)

38

Weldon Humble (1947-50)
 Bob Gaudio (1951)
 Maurice Bassett (1954)
 Sam Baker (1960-61)
 Stan Sczurek (1963-65)
 Larry Poole (1975-77)
 Johnny Davis (1982-87)
 Larry Mason (*1987)
 Alvin Horn (*1987)
 George Swarn (*1987)
 Herbie Anderson (##1990)
 Odie Harris (1991-92)
 Antonio Langham (1994-95, 1999)
 Earthwind Moreland (2001)
 Glenn Sumter (##2002)

39

Alex Kapter (1946-47)
 Billy Pritchett (1975)
 Major Everett (1986, *1987)
 Stanley Carraway (*1987)
 Randy Hilliard (1990-93)
 Frank Harvey (##1994)
 Marlon Forbes (1999)
 Brandon Jennings (#2001)

40

Jim Daniell (1946)
 Dub Jones (1952-55)
 Preston Carpenter (1956-59)
 Prentice Gautt (1960)
 Preston Powell (1961)
 Howard Cassady (1962)
 Jim Shorter (1962-63)
 Erich Barnes (1965-71)
 Preston Anderson (1974)
 Tom London (1978)
 Rod Perry (1983-84)
 Mike McCade (*1987)
 Kyle Kramer (1989)
 Lynn James (1991)
 Tarek Saleh (1999-00)

41

Ralph Smith (1965-68)
 Dave Jones (1969-71)
 Jerry Wilkinson (1980)
 Troy Wilson (*1987)
 Gary Wilkerson (##1989)
 Anthony Florence (1991)
 Tim Jacobs (1993-95)
 Travis Prentice (2000)

42

Chet Adams (1946-48)
 Derrell Palmer (1949-51)
 Tommy James (1952-55)
 Lowe Wren (1956-59)
 Bob Crespino (1961-63)
 Paul Warfield (1964-69, 1976-77)
 Gloster Richardson (1972-74)
 Dwight Walker (1982-84)
 Tim Manoa (1987-89)
 Calvin Pierce (*1987)
 Latin Berry (1991-92)
 Louis Riddick (1993-95)
 Terry Kirby (1999)
 Carl Fair (2001)
 Raymond Walls (2002)

43

Bob Smith (1955-56)
 Billy Kinar (1956)
 Volney Quinlan (1956)
 Ron Green (1967-68)
 Fair Hooker (1969-74)
 Mike Pruitt (1976-84)
 Tony Baker (1986, 1988)
 Stacy Williams (*1987)
 Joe King (1991)
 John Brown III (##1992)
 Del Speer (1993-94)
 Vashone Adams (1995)
 George Jones (1999)
 Percy Ellsworth (2000-01)
 Calvin Pearson (2002)

44

Lou Rymkus (1946-51)
 Sherman Howard (1952)
 Don Phelps (1952)
 Don Shula (1952)
 John Pettibon (1955-56)
 Chet Hanulak (1957)
 Jim Shofner (1958-63)
 Leroy Kelly (1964-73)
 Earnest Byner (1984-88)
 Stefon Adams (1990)
 Lee Rouson (1991)

Tommy Vardell (1992-95)
 Marc Edwards (1999-00)
 Mike Sellers (2001)

45

Ray Piskor (1947)
 Ben Pucci (1948)
 Bill Willis (1949)
 John Kissell (1951)
 Bob Smith (1955)
 Leroy Bolden (1958-59)
ERNIE DAVIS

46

Lou Groza (1946-51)
 Ace Loomis (1952)
 Billy Reynolds (1953-54, 1957)
 Henry Ford (1955)
 Bob White (1955)
DON FLEMING (1960-62)

47

Jamie Caleb (1960)
 Ricky Jones (1977-79)
 Larry Brazier (1982-85)
 Mike Crawford (*1987)
 Keith Bostic (1990)
 Barry Wilburn (1992)
 Tim Jacobs (1993)
 Ryan McNeil (1999)
 Rahshon Spikes (##2000)
 Scott Frost (2001)
 Alvin Morrow (#2001, ##2002)

48

Ernie Blandin (1946-47)
 Forrest Grigg (1948-51)
 Chet Hanulak (1957)
 Preston Carpenter (1956)
 Milt Campbell (1957)
 Ernie Green (1962-68)
 Dave Sullivan (1973-74)
 John Pitts (1975)
 Ken Ellis (1977)
 Lawrence Johnson (1979-84)
 D.D. Hoggard (1985-87)
 George Landry (*1987)
 Brian Washington (1988)
 Brian Kinchen (1991)
 Ken Swilling (##1992)
 Mark Bavaro (1992)
 Najee Mustafaa (1993)
 Frank Hartley (1994-95)
 Selwyn Jones (#1994)
 Rod Monroe (##2000, 2001)
 Marvin Brown (##2002)

49

Len Simonetti (1946-48)
 Joe Spencer (1949)
 John Sandusky (1950-51)
 Bobby Mitchell (1958-61)
 Tom Wilson (1962)
 Walter Beach (1963-66)
 George Youngblood (1967)
 Alvin Mitchell (1968-69)
 Jim Hill (1975)
 Neal Craig (1975-76)
 Clinton Burrell (1979-84)
 Steve Lauter (*1987)
 Robert Lyons (1989)
 Bruce McGonnigal (1991)
 Clarence Williams (1993)
 Kyle Allamon (##2000)
 Shonn Bell (##2001)
 Chris Eitzmann (##2001)

50

John Yonakor (1946-49)
 Jim Martin (1950)
 Bob Oristaglio (1951)
 Hal Herring (1952)
 Tom Catlin (1953-54)
 Vince Costello (1957-66)
 John Garlington (1968-77)
 Don Goode (1980-81)
 Tom Cousineau (1982-85)
 Brad Van Pelt (1986)
 Lucius Sanford (1987)
 Mike Teifke (*1987)
 Van Waiters (1988-91)
 Frank Stams (1992-95)
 Michael Hamilton (2000)
 Barry Minter (2001)
 Earl Holmes (2002)

51

Dale Lindsey (1965-72)
 Leo Tierney (1978)
 Eddie Johnson (1981-90)
 Gerald Dixon (1993-95)
 Lenoy Jones (1999, 2001)
 Ryan Taylor (2000)
 Lenoy Jones (2002)

52

George Young (1946-51)
 Frank Gatski (1952-56)
 Joe Amstutz (1957)
 Dave Lloyd (1959-61)
 Mike Lucci (1962-64)
 Billy Andrews (1967-74)
 Mel Long (1974)

Dick Ambrose (1975-83)
 David Grayson (*1987)
 Nick Miller (1987)
 Ken Rose (1990)
 Richard Brown (1991-92)
 Pepper Johnson (1994-95)
 Brant Boyer (2001-2002)

53

Alton Coppage (1946)
 Marshall Shurnas (1947)
 Frank Kosikowski (1948)
 Bill O'Connor (1949)
 Len Ford (1950-51)
 Frank Morze (1963)
 Bob Whitlow (1968)
 Tom Beautler (1970)
 Mel Long (1972-73)
 Bill Cowher (1980-82)
 Jim Dumont (1984)
 Stuart Anderson (1984)
 Anthony Griggs (1986-88)
 Tom Polley (*1987)
 Cedric Figaro (1991-92)
 Pepper Johnson (1993-94)
 John Thierry (1999)
 Rahim Abdullah (2000)
 Donnie Spragan (##2001)
 Jamal White (##2002)

54

John Rokisky (1946)
 Tommy Thompson (1952-53)
 Tony Adamle (1954)
 Sam Palumbo (1955-56)
 Pete Perini (1955)
 Tom Catlin (1957-58)
 Bob Denton (1960)
 Sam Tidmore (1962-63)
 Fred Hoaglin (1966-72)
 Tom DeLeone (1974-84)
 Mike Junkin (1987-88)
 Jerry Parker (*1987)
 Kerry Owens (##1989)
 Randy Kirk (1991)
 Ed Sutter (##1992, 1993-95)
 Chester Burnett (2000)
 Tarek Saleh (2001)
 Andra Davis (2002)

55

John Harrington (1946)
 John Demarie (1967)
 Chuck Reynolds (1969-70)
 Dave Graf (1975-79)
 Curtis Weathers (1979, 1982-85)

John Mohring (1980)
 Tim Crawford (*1987)
 Jock Jones (1990-91)
 Rahim Abdullah (1999)
 Marty Moore (2000)
 Anthony Denman (2001)

56

Dante Lavelli (1946-51)
 Don Steinbrunner (1953)
 Art Hunter (1957-59)
 John Morrow (1960-66)
 Bob Matheson (1967-70)
 Jim Romaniszyn (1973-74)
 Jack LaVeck (1975)
 Robert L. Jackson (1978-81)
 Chip Banks (1982-86)
 Dick Teets (*1987)
 David Grayson (1987-90)
 Lonnie Brockman (##1991)
 Leroy Smith (##1992)
 Bobby Abrams (1992)
 Mike Caldwell (1993-95)
 Ryan Taylor (##1999)
 Lenoy Jones (2000)
 Darren Hambrick (2002)

57

Clay Matthews (1978-93)
 Stevan Nave (*1987)
 Jason Kyle (1999)
 Dwayne Rudd (2001-2002)

58

Mac Speedie (1946-51)
 Frank Morze (1962)
 Rick Kingrea (1971-72)
 Mark Johnson (1977)
 Clifton Odom (1980)
 Bruce Huther (1981)
 Scott Nicolas (1982-86)
 Cliff Hannemann (*1987)
 Clifford Charlton (1988-89)
 Marcus Cotton (1990)
 David Brandon (1991-93)
 Carl Banks (1994-95)
 Wali Rainier (1999-01)
 Ben Taylor (2002)

59

Alton Coppage (1946)
 Horace Gillom (1947-51)
 Wayne Meylan (1968-69)
 Rudy Kuechenberg (1970)
 Charlie Hall (1971-80)
 Kevin Turner (1982)
 Dale Carver (1983)

David Marshall (1984)
 Mike Johnson (1986-93)
 James Capers (*1987)
 P.J. Killian (##1994)
 Craig Powell (1995)
 Kendall Ogle (1999)
 Doug Colman (2000)
 Kevin Bentley (2002)

60

Otto Graham (1946-51)
 Bill Willis (1952-53)
 Harold Bradley (1954-56)
 John Wooten (1959-67)
 Al Jenkins (1969-70)
 Bob Babich (1973-78)
 Jeff Wiska (1986)
 Al Baker (1987, 1989-90)
 Lance Zeno (1992-93)
 Doug Dawson (1994)
 Jed Devries (##1994, 1995)
 Shaun O'Hara (2000-2002)

61

Dale Memmelaar (1964)
 Joe Bob Isbell (1966)
 Bob DeMarco (1972-74)
 Al Dennis (1976)
 Greg Fairchild (1978)
 Mike Baab (1982-87, 1990-91)
 Steve Everitt (1993-95)
 Everett Lindsay (2000)
 Terrence Sykes (##2001)

62

Cliff Lewis (1946-51)
 Lin Houston (1952-53)
 Herschel Forester (1954-57)
 Duane Putnam (1961)
 Dale Memmelaar (1964-65)
 Joe Taffoni (1967-70)
 Chris Morris (1972-73)
 Glen Holloway (1974)
 Al Dennis (1977)
 George Lilja (1984-86)
 Mike Katolin (*1987)
 Ben Jefferson (##1989, 1990)
 Hayward Haynes (##1991)
 Gene Williams (1993-94)
 Eric Moore (1995)
 Bill Duff (1999)
 Steve Estes (##2000)
 Paul Zukauskas (2001)

63

Fred Robinson (1957)
 Andy Cvercko (1963)

Mike Sikich (1971)
 Joe Carollo (1972-73)
 Barry Darrow (1974-78)
 Cody Risien (1979-83, 1985-89)
 Mark Krerowicz (#1985)
 Jay Hilgenberg (1992)
 Wally Williams (1994-95)
 Brad Bedell (2000-01)
 Jarvis Borum (##2002)

64

Bud Schwenk (1946)
 George Terlep (1948)
 Abe Gibron (1952-56)
 Don Goss (1956)
 Jim Ray Smith (1957-62)
 Ted Connolly (1963)
 Tom Goosby (1963)
 Jim Copeland (1967-74)
 Joe Jones (1975-78)
 George Buehler (1978-79)
 Joe DeLamielleure (1980-84)
 Frank Winters (1987-88)
 Blake Wingle (*1987)
 Tom Baugh (1989)
 Tom Myslinski (##1992)
 Houston Hoover (1993)
 Mike Bedosky (#1994)
 Sale Isaia (#1995)
 Dave Wohlabaugh (1999-2002)

65

Joe Skibinski (1952)
 Chuck Noll (1953-59)
 Stan Sheriff (1957)
 Ed Bettridge (1964)
 John Demarie (1967-75)
 Henry Sheppard (1976-81)
 Bob Gruber (1986)
 John Askin (*1987)
 Ralph Tamm (1990-91)
 Rick Trumbull (##1991)
 Rod Milstead (#1993)
 Pulu Poumele (##1995)
 Elliott Fortune (#1995)
 Jim Bundren (1999-00)
 Richard Mercier (2001)
 Kaulana Noa (##2002)
 Tramaine Bingham (##2002)
 Chad Mustard (##2002)

66

Lou Saban (1946)
 Ermal Allen (1947)
 Warren Lahr (1948)
 Gene Donaldson (1953)
 Gene Hickerson (1958-60, 1962-73)

Mike Seifert (1974)
 Earl Edwards (1976-78)
 Ted Petersen (1984)
 Dave Sparenberg (*1987)
 Tony Jones (1989-95)
 Alex Bernstein (#1999)
 Jeremy McKinney (#1999, 2001)
 Paul Zukauskas (2002)

67

Sidney Williams (1964-66)
 Craig Wycinsky (1972)
 Chuck Hutchison (1973-75)
 Mike Morris (1990)
 Chris Thome (1991-92)
 Andy McCollum (##1994)
 Quentin Neujahr (#1995)
 John Jurkovic (1999)
 Paul Snellings (#2000)
 Tre' Johnson (2001)
 Melvin Fowler (2002)

68

Ed Sharkey (1952)
 Larry Stephens (1960-61)
 Bob Pena (1972)
 Robert E. Jackson (1975-85)
 Darryl Haley (*1987, 1988)
 Barry Lee (*1987)
 Ted Banker (1989)
 Ed King (1991-93)
 Lonnie Palelei (#1995)
 Chris Ruhman (1999)
 Gannon Shepherd (##2001)
 Chad Beasley (2002)

69

John Macerelli (1956)
 Jim Kanicki (1963-69)
 Pete Adams (1974, 1976)
 Leo Biedermann (1978)
 Joel Patten (1980)
 Dan Fike (1985-92)
 Doug Dawson (1994)
 Roger Chanoine (1999-02)

70

Gene Fekete (1946)
 Spiro Dellerba (1947)
 Ollie Cline (1948)
 Ed Sustersic (1949)
 Emerson Cole (1950-51)
 John Kissell (1952)
 Don Colo (1953-58)
 Francis O'Brien (1959)
 Jim Prestel (1960)
 Errol Linden (1961)

John Brown (1962-66)
 Joe Righetti (1969-70)
 Andy Frederick (1970)
 Mack Mitchell (1975-78)
 Tom Hopkins (1983)
 Larry Williams (1986-88)
 Daryle Smith (1989)
 Kevin Simons (##1989)
 John Rienstra (1991-92)
 Herman Arvie (1995)
 Geno Bell (##1999)
 Jon Harris (#1999)
 Jeff Dyra (##2000)
 Alvin McKinley (2001-2002)

71

Walter Johnson (1965-76)
 Jesse Turnbow (1978)
 Matt Miller (1980-82)
 #Bob Sikora (#1984)
 #Scott Bolzan (#1985)
 Ralph Van Dyke (*1987)
 Tom Gibson (1989-90)
 Leonard Burton (#1991)
 Jerome Brown (##1993)
 Mike Bedosky (1994)
 Jim Pyne (1999-2000)
 Terrance Sykes (#2001)
 Gaylon Hyder (2001)
 DeAngelo Lloyd (##2002)
 Chad Ward (##2002)

72

Lou Saban (1947)
 Harry Jagade (1951)
 Derrell Palmer (1952-53)
 John Kissell (1954-56)
 Henry Jordan (1957-58)
 Sid Youngelman (1959)
 Floyd Peters (1959-62)
 Mike Bunda (1964)
 Jerry Sherk (1970-81)
 Dave Puzzuoli (1983-87)
 Charles Buchanan (1988)
 John Buddenberg (##1989)
 Kevin Robbins (##1989, 1990)
 Bob Dahl (1992-95)
 Steve Zahursky (1999)
 Roman Oben (2000-01)
 Ryan Tucker (2002)

73

Floyd Peters (1959)
 Monte Clark (1963-69)
 Doug Dieken (1971-84)
 Keith Bosley (*1987)

Gregg Rakoczy (1987-90)
 Frank Kmet (##1992)
 Herman Arvie (1993-94)
 Tim Goad (1995)
 Darius Holland (1999-00)
 Toby Myles (2001)
 Derrick Ham (2001)
 Joaquin Gonzalez (2002)

74

Gaylon Smith (1946)
 Tony Adamle (1947-51)
 Bob Gain (1952)
 Don Steinbrunner (1953)
 Mike McCormack (1954-62)
 Dick Modzelewski (1964-66)
 Bill Sabatino (1968)
 Mitch Johnson (1971)
 Carl Barisich (1973-75)
 Mike St. Clair (1976-79)
 Paul Farren (1983-91)
 Chris Luneberg (##1993)
 Tony Williams (1993)
 Carlson Leomiti (##1994)
 Larry Webster (1995)
 Orlando Bobo (1999)
 James Brown (2000)
 Mark Smith (2001)
 Cedric Killings (#2001)
 Felipe Claybrooks (2001)

75

Jim McCusker (1963)
 Roger Shoals (1963-64)
 Bill Yanchar (1970)
 Wes Grant (1972)
 Allen Aldridge (1974)
 Stan Lewis (1975)
 Bob Lingenfelter (1977)
 Cleveland Crosby (#1980)
 Ray Bloch (#1981)
 Mark Buben (1982)
 Bill Contz (1983-86)
 Alex Carter (1987)
 Chris Pike (1989-90)
 Pio Sagapolutele (1991-95)
 Lomas Brown (1999)
 Steve Zahursky (2000)
 Damian Gregory (2002)

76

Marion Motley (1946-51)
LOU GROZA (1952-59, 1961-67)

77

Willie Davis (1958-59)
 Dick Schafrath (1960-71)

Fest Cotton (1972)
 Mark Ilgenfritz (1974)
 Ron East (1975)
 Lyle Alzado (1979-81)
 Matt Miller (1979, 1982)
 Rickey Bolden (1984-89)
 Ken Reeves (1990)
 Fred Childress (1992)
 Orlando Brown (1994-95, 1999)
 Ross Verba (2001-2002)

78

John Sandusky (1952-55)
 Art Hunter (1956)
 Willie McClung (1958-59)
 Gene Selawski (1960)
 Ed Nutting (1961)
 Frank Parker (1962-64, 1966-67)
 Bob McKay (1970-75)
 Mickey Sims (1977-79)
 Carl Hairston (1984-89)
 Rob Woods (1991)
 Dan Footman (1993-95)
 Tyrone Rogers (1999-2002)

79

Jerry Helluin (1952-53)
 Don King (1954)
 Bob Gain (1954-64)
 Jim Battle (1966)
 Bob Oliver (1969)
 George Wright (1972)
 Gerry Sullivan (1974-81)
 Bob Golic (1982-88)
 Mike Rusinek (*1987)
 Mike Graybill (1989)
 Dustin Quinton (##1991)
 Scott Rehberg (1999)
 Noel LaMontagne (2000)
 DeVone Claybrooks (2001)
 Barry Stokes (2002)

80

Al Akins (1946)
 Bob Cowan (1947-48)
 Warren Lahr (1949-51)
 Len Ford (1952-57)
 Dick Schafrath (1959)
 Jim Marshall (1960)
 Bill Glass (1962-68)
 Joe Jones (1970-71, 1973)
 Willie Miller (1975-76)
 Lawrence Williams (1977)
 Willis Adams (1979-85)
 Terry Greer (1986)
 Chris Kelley (*1987)

Chris Dressel (#1988)
 Vernon Joines (1990)
 Lynn James (1991)
 Danny Peebles (1991)
 Shawn Collins (1992)
 Tom McLemore (1993-94)
 Andre Rison (1995)
 Ronnie Powell (1999)
 Aaron Shea (2000-2002)

81

Leon Clarke (1960-62)
 Jim Garcia (1965)
 Jack Gregory (1967-71, 1979)
 Nick Roman (1972-74)
 Oscar Roan (1975-78)
 Harry Holt (1983-86)
 Derek Tennell (*1987, 1987-89)
 Scott Galbraith (1990-92)
 Michael Jackson (1994-95)
 Damon Gibson (1999)
 David Dunn (1999)
 Damon Dunn (1999)
 Lenzie Jackson (2000)
 Quincy Morgan (2001-2002)

82

Bill Lund (1946-47)
 Tommy James (1948-51)
 George Young (1952-53)
 Carlton Massey (1954-56)
 Frank Clarke (1957-59)
 Jim Houston (1960-72)
 Tim George (1974)
 Ozzie Newsome (1978-90)
 Irv Smith (1999)
 David Patten (2000)
 Rickey Dudley (2001)
 Steve Heiden (2002)

83

Darrel Brewster (1952)
 Doug Atkins (1953-54)
 Chuck Weber (1955-56)
 A.D. Williams (1960)
 Johnny Brewer (1961-67)
 Chip Glass (1969-73)
 Jubilee Dunbar (1974)
 Ricky Feacher (1976-84)
 Glenn Young (1984)
 Fred Banks (1985)
 Glenn Young (1987-88)
 Donnie Echols (*1987)
 Ray Butler (#1989)
 Leo Lewis (1990)
 Eugene Rowell (1990)

Arthur Cox (1991)
 Darryl Ingram (1991)
 Mark Bavaro (1992)
 Mark Carrier (1993-94)
 Michael Bates (1995)
 Mark Campbell (1999-2002)

84

Ray Terrell (1946-47)
 Ken Carpenter (1950-51)
 Horace Gillom (1952-56)
 Jim Ray Smith (1956)
 Bill Quinlan (1957-58)
 Paul Wiggin (1959-67)
 Marvin Upshaw (1968-69)
 Bob Briggs (1971-73)
 Jim Thaxton (1974)
 Gary Parris (1975-78)
 McDonald Oden (1980-82)
 Glenn Young (1984)
 Duriel Harris (1984)
 Webster Slaughter (1986-91)
 Keith Tinsley (*1987)
 Rico Smith (1992-95)
 Darrin Chiverini (1999-00)
 Andre King (2001-2002)

85

Don Greenwood (1946-47)
 Ara Parseghian (1948-49)
 Ken Gorgal (1950)
 Charley Ferguson (1961)
 Clifton McNeil (1964-67)
 Homer Jones (1970)
 Frank Pitts (1971)
 Paul Staroba (1972)
 Ken Smith (1973)
 Dave Logan (1976-83)
 Bruce Davis (1984)
 Clarence Weathers (1985-88)
 David Verser (*1987)
 Ray Williams (*1987)
 Lawyer Tillman (1989, 1992-93)
 Derrick Alexander (1994-95)
 Kevin Johnson (1999-2002)

86

Lewis Mayne (1947)
 Dub Jones (1948-51)
 Dante Lavelli (1952-56)
 Paul Wiggin (1957-58)
 Bill Howton (1959)
 Gern Nagler (1960-61)
 Gary Collins (1962-71)
 Gerald Irons (1976-79)
 Dan Fulton (1981-82)

Brian Brennan (1984-91)
 Terry Bell (*1987)
 Patrick Rowe (1992-93)
 Patrick Newman (1994)
 Walter Reeves (1995)
 Leslie Shepherd (1999)
 Dennis Northcutt (2000-2002)

87

Fred Murphy (1960)
 Tom Hutchinson (1963-65)
 Eppie Barney (1967-68)
 Rich Jackson (1972)
 Curtis Weathers (1979-81)
 Tim Stracka (1983-84)
 Travis Tucker (1985-87)
 Clayton Buford (*1987)
 Ron Middleton (1989)
 John Talley (##1989, 1990-91)
 Jamie Holland (1992)
 Keenan McCardell (1992-95)
 Zola Davis (1999)
 Damon Dunn (2000)
 O.J. Santiago (#2000, 2001)
 Andre' Davis (2002)

88

Bob Steuber (1946)
 Mac Speedie (1952)
 Darrel Brewster (1952-58)
 Rich Kreitling (1959-63)
 Ron Duncan (1967)
 Ron Snidow (1968-72)
 Steve Holden (1973-76)
 John Smith (1979)
 Rocky Belk (1983)
 Darryl Lewis (1984)
 Reggie Langhorne (1985-91)
 Harold Stanfield (*1987)
 Brian Kinchen (1991-95)
 Ryan Collins (1999)
 James Dearth (##1999)
 JaJuan Dawson (2000-01)
 Frisman Jackson (2002)

89

Milt Morin (1966-75)
 Keith Wright (1978-80)
 Bobby Jones (1983)
 Preston Brown (1984)
 John Jefferson (1985)
 Gerald McNeil (1986-89)
 Louis Watson (*1987)
 Mike Oliphant (1990-91)
 Pete Holohan (1992)
 Steve Dark (##1993)

Walter Reeves (1994-95)
 Harold Bishop (1995)
 Randy Palmer (1999)
 Bobby Brown (2000)
 Jammi German (2001)
 Jake Moreland (2001)
 Darnell Sanders (2002)

90

Edgar Jones (1946-49)
 Rex Bumgardner (1950-51)
 Reggie Craig (1977)
 Marshall Harris (1980-82)
 Ralph Malone (1986)
 Rob Burnett (1990-95)
 James Williams (1999)
 Keith McKenzie (2000-01)
 Mark Word (2002)

91

Henry Bradley (1979-82)
 Sam Clancy (1985-88)
 Darryl Sims (*1987)
 Rick Aeilts (##1989)
 John Thornton (1991)
 Marcus Spriggs (1999-2000, #2001)

92

Tom Colella (1946-48)
 Les Horvath (1949)
 Dom Mosselle (1950)
 Rich Dimler (1979)
 Mike Robinson (1981-82)
 Dave Butler (*1987)
 Michael Dean Perry (1988-94)
 Tau Papua (#1995)
 Roy Barker (1999)
 Courtney Brown (2000-2002)

93

Ron Crews (1980)
 Scott Cooper (*1987)
 Mike Wise (1991)
 Jerry Ball (1993, 1999)
 Travis Hill (1994-95)
 Stalin Colinet (1999-01)
 Mark Smith (2001-02)
 Cedric Scott (2002)

94

Jim Dewar (1947)
 Dean Sensanbaugher (1948)
 Don Phelps (1950-51)
 Elvis Franks (1980-84)
 Robert Brannon (*1987)
 Rusty Guilbeau (1987)
 Bob Buczkowski (1990)

Frank Conover (1991)
 Bill Johnson (1992-94)
 Mike Frederick (1995)
 Derrick Alexander (1999)
 Gerard Warren (2001-2002)

95

James White (#1985)
 Marlon Jones (1987-89)
 Calvin Wallace (*1987)
 Rick Lyle (1994, #1995)
 Jamir Miller (1999-2002)

96

Don Shula (1951)
 Reggie Camp (1983-87)
 Andrew Stewart (1989)
 James Jones (1991-94)
 Mike Thompson (1999-00)
 Greg Spires (2001)
 Kenard Lang (2002)

97

Tom Brown (1981-83)
 Mike Kovalski (*1987)
 Robert Banks (1989-90)
 Ernie Logan (1991-93)
 Romeo Bandison (#1994-95)
 Chad Eaton (#1995)
 Ryan Kuehl (1999-2002)

98

Carl Taseff (1951)
 Aaron Moog (*1987)
 Anthony Pleasant (1990-95)
 Arnold Miller (1999-00)

99

Fred Evans (1946)
 Bill Boedeker (1947-49)
 Keith Baldwin (1982-85)
 Darryl Sims (*1987, 1987-88)
 Johnnie Cooks (1991)
 Alvin Wright (1992)
 Rich McKenzie (1995)
 Hurvin McCormack (1999)
 Orpheus Roye (2000-2002)

BOLD CAPS DENOTES RETIRED NUMBERS

- * Denotes replacement player during 1987 players' strike.
- # On active roster, but did not play in a game.
- ## On practice squad, but did not play in a game.

YEARS	COACH	LEAGUE	REGULAR SEASON				PLAYOFFS				COMBINED RECORD			
			W	L	T	%	W	L	T	%	W	L	T	%
1946-49	Paul Brown	AAFC	47	4	3	.922	5	0	0	1.000	52	4	3	.929
1950-62	Paul Brown	NFL	111	44	5	.716	4	5	0	.444	115	49	5	.701
1946-62	Paul Brown	NFL/AAFC	158	48	8	.767	9	5	0	.643	167	53	8	.759
1963-70	Blanton Collier	NFL	76	34	2	.691	3	4	0	.429	79	38	2	.675
1971-74	Nick Skorich	NFL	30	24	2	.556	0	2	0	.000	30	26	2	.536
1975-77	Forrest Gregg	NFL	18	23	0	.439	0	0	0	.000	18	23	0	.439
1977	Dick Modzelewski *	NFL	0	1	0	.000	0	0	0	.000	0	1	0	.000
1978-84	Sam Rutigliano	NFL	47	50	0	.485	0	2	0	.000	47	52	0	.475
1984-88	Marty Schottenheimer	NFL	44	27	0	.620	2	4	0	.333	46	31	0	.597
1989-90	Bud Carson	NFL	11	13	1	.458	1	1	0	.500	12	14	1	.462
1990	Jim Shofner *	NFL	1	6	0	.143	0	0	0	.000	1	6	0	.143
1991-95	Bill Belichick	NFL	36	44	0	.450	1	1	0	.500	37	45	0	.451
1999-00	Chris Palmer	NFL	5	27	0	.156	0	0	0	.000	5	27	0	.156
2001-02	Butch Davis	NFL	16	16	0	.500	0	1	0	.000	16	17	0	.485
Team Totals in NFL			395	309	10	.561	11	20	0	.355	406	329	10	.552
Team Totals in AAFC			47	4	3	.922	5	0	0	1.000	52	4	3	.929
Team Totals in NFL/AAFC Combined			442	313	13	.585	16	20	0	.444	458	333	13	.579

* Interim Head Coaches

ASSISTANT COACHES (1946-95, 1999-2003)

Ernie Adams - 1991-95	Walt Corey - 1975-77
Dave Adolph - 1979-84, 1986-88	Bill Cowher - 1985-88
Bruce Arians - 2001-03	Romeo Crennel - 2000
Phil Banko - 2001-03	Steve Crosby - 1985, 1991-95
Jim Bates - 1991-93, 1995	John David Crow - 1972-73
Raymond Berry - 1976-77	Joe Daniels - 1983-84
Tom Bettis - 1985	Billy Davis - 1999
Paul Bixler - 1954-62	Charlie Davis - 1986-87
Don Blackmon - 1991	Rod Dowhower - 1994
Todd Bowles - 2001-03	Bill Edwards - 1947-48
Zeke Bratkowski - 1990	Dick Evans - 1960-63
Ray Braun - 1988	Weeb Ewbank - 1949-53
Chuck Bresnahan - 1994-95	Jon Fabris - 2000
John Brickels - 1946-48	Mike Faulkner - 1990
Howard Brinker - 1952-73	Foge Fazio - 2001-02
Clarence Brooks - 1999	Kirk Ferentz - 1993-95
Buck Buchanan - 1978	Len Fontes - 1980-82
Jacob Burney - 1994-95	Dick Gallagher - 1947-49, 1955-59
Jerry Butler - 1999-2000	Jim Garrett - 1978-84
Keith Butler - 1999-2002	Doug Gerhart - 1975
Dave Campo - 2003	Forrest Gregg - 1974
Pete Carmichael - 2000	Al Groh - 1992
Pete Carmichael Jr. - 2000	Lou Groza - 1968-69
Blanton Collier - 1946-53, 1962, 1975-76	Paul Hackett - 1981-82
William (Red) Conkright - 1946	Steve Hagen - 2001-03

- Ray Hamilton - 2001-02
 Fritz Heisler - 1946-70
 Pat Hill - 1993-95
 Jerry Holmes - 1999-2000
 John Hufnagel - 1999-2000
 Jed Hughes - 1989
 Rod Humenuik - 1975-82
 Hal Hunter - 1989-92
 Lindy Infante - 1986-87
 Stan Jones - 1989-90
 William (Dub) Jones - 1963-67
 Tim Jorgensen - 1999-2001
 Howard Keys - 1970-71
 Joe Kim - 2000
 Billy Kinard - 1976-77
 Rich Kotite - 1978-82
 Greg Landry - 1985
 Paul Lanham - 1989-90
 Dale Lindsey - 1974
 Dick MacPherson - 1978-80
 Eric Mangini - 1995
 Richard Mann - 1985-93
 Richie McCabe - 1971-75
 Todd McNair - 2001-03
 Mark Michaels - 1999-2000
 Creighton Miller - 1946
 John Mitchell - 1991-93
 Dick Modzelewski - 1968-77
 Buddy Morris - 2002
 Howard Mudd - 1983-88
 Bob Nussbaumer - 1966-71
 Scott O'Brien - 1991-95
 Tom Olivadotti - 1985-86
 Chuck Pagano - 2001-03
 Bob Palcic - 1999
 Andre Patterson - 2003
 Clancy Pendergast - 2003
 Joe Pendry - 1985-88
 Ray Perkins - 1999-2000
 John Petercuskie - 1978-84
 Rob Phillips - 2001-03
 Mike Pitts - 2000
 Fran Polsfoot - 1972-74
 Joe Popp - 1989-90
 Dick Portee - 1999
 Tom Pratt - 1981-88
 Ray Prochaska - 1971-72
 Dan Radakovich - 1989-90
 Dave Redding - 1982-88
 Terry Robiskie - 2001-03
 Jerry Rosburg - 2001-03
 Keith Rowen - 1984
 Nick Saban - 1991-94
 Phil Savage - 1991-93
 Joe Scannella - 1982-84
 Kurt Schottenheimer - 1987-88
 Marty Schottenheimer - 1980-84
 George Sefcik - 1975-77, 1989-90
 John Settle - 1995
 Mike Sheppard - 1993-95
 Jim Shofner - 1978-80, 1990
 Jerry Simmons - 1991-95
 Nick Skorich - 1964-70
 Bob Slowik - 1999
 Aril Smith - 1999
 Carl Smith - 2001-03
 Jerry Smith - 1973
 Tom Spann - 1995
 Tony Sparano - 1999-2000
 Kevin Spencer - 1991-94
 Mike Sullivan - 2001-03
 Al Tabor - 1972-77
 Lionel Taylor - 1989-90
 Timmy Temerario - 1950-51
 John Teerlinck - 1989-90
 Gary Tranquill - 1991-93
 Marc Trestman - 1988-89
 Ed Ulinski - 1954-70
 Jim Vechiarella - 1990
 Rick Venturi - 1994-95
 Bob Voigts - 1946
 Darwin Wallis - 1983-88
 Larrye Weaver - 1983
 Chuck Weber - 1978-79
 Ken Whisenhunt - 1999
 Woody Widenhofer - 1993-94
 Jerry Williams - 1971
 Dick Wood - 1974
 Gary Wroblewski - 1989-90
 Larry Zierlein - 2001-03

1950

1. Carpenter, Ken (HB) Oregon State; 2a. Sandusky, John (OT/DT) Villanova (choice acquired from Detroit for rights to HB Doak Walker, drafted by Browns in 1949); 2b. Martin, Jim (OE/OT) Notre Dame; 3. Robinson, Jimmy Joe (HB) Pittsburgh; 4. Wilson, Bob "Red" (C/OE) Wisconsin; 5. Phelps, Don "Dopey" (HB) Kentucky; 6. Gorgal, Ken (QB) Purdue; 7. Carter, Win (FB) Missouri; 8. Frizzell, Russ (T) Tulsa; 9. Duncan, Jim (OE) Wake Forest and Duke; 10. O'Pella, Frank (HB/LB) William & Mary; 11. Plotz, Bob (G) Pittsburgh; 12. Cole, Emerson (FB) Toledo; 13. Wright, Rupe (G) Baylor; 14. Harrington, Packard (C) St. Mary's; 15. Meland, Ted (G) Oregon; 16. King, William "Art" (G) Ball State; 17. McKinney, Hal (G) Missouri Valley; 18. Travue, Joe (HB) Louisville; 19. Songin, Ed "Butch" (QB) Boston College; 20. Hackney, John (G) Murray State; 21. Vogts, Leroy (OG) Washington U. (St. Louis); 22. Dowling, Jim (G) Santa Clara; 23. Moselle, Dom (HB) Superior State; 24. Woodland, Jack (HB) Bowling Green; 25. Brasher, Jim (C) Maryland; 26. Toogood, Charley (T) Nebraska; 27. Gray, Dick (HB) Oregon State; 28. Pyle, Billy (HB) Texas; 29. Schneker, Bob (E) Bowling Green; 30. Massey, Jim (HB) Detroit.

1951

1. Konz, Kenny (HB/S) LSU; 2. Curtis, Ernest "Bucky" (OE) Vanderbilt; 3. Helluin, Jerome (T) Tulane; 4a. Oristaglio, Bob (FL) Pennsylvania (choice acquired from San Francisco as payment for E Gordon Soltau); 4b. Smith, Bob (FB) Texas A&M (choice acquired from Green Bay for HB/DB Bill Boedeker); 4c. Donovan, Artie (T) Boston College; 5. Loomis, Ace (B) LaCrosse State; 6. Rogas, Dan (G) Tulane; 7a. Holdash, Irving (C) North Carolina (choice acquired from New York Yankees for John Yonakor); 7b. Michaels, Walt (HB) Washington & Lee; 8a. Clark, Max (HB) Houston (choice acquired from Green Bay for QB Tom O'Malley); 8b. Spinney, Art (E) Boston College; 9a. Toler, Burrell (G) San Francisco (choice acquired from Detroit for E Jim Ducan); 9b. Shula, Don (DB) John Carroll; 10. Gierula, Chet (G) Maryland; 11. Custis, Bernie (B) Syracuse; 12a. Seillers, Milan (HB) Florida State (choice acquired from Detroit Lions for FB Chuck Schroll); 12b. Kirtley, Stew (E) Morehead State; 13. Voskuhl, Bob (C) Georgetown College (Ky.); 14. Cernoch, Rudy (T) Northwestern; 15. Skibinski, Joe (G) Purdue; 16. Pasky, Ed (QB) South Carolina; 17. Kane Leroy (HB) Dayton; 18. De Roin, Rube (C) Oklahoma A&M; 19. Solari, Ray (G) California; 20. Crocher, Jack (B) Tulsa; 21. Stone, Ray (E) Texas; 22. Taseff, Carl (FB) John Carroll; 23. Champion, Johnny (HB) SMU; 24. Benner, Wayne (HB) Florida State; 25. Knispel, John (T) LaCrosse State; 26. Williams, Fred (T) Arkansas; 27. Jones, Jack (HB) Livingston State; 28. Thrift, Roger (HB) East Carolina; 29. Driver, Bill (QB) Florida State; 30. Averno, Sisto (G) Muhlenberg.

1952

1a. Rechichar, Bert (DB) Tennessee (choice acquired from Detroit for E/T Jim Martin); 1b. Agganis, Harry (QB) Boston U; 2. Hughes, Bill (LB) Michigan State; 3a. Klosterman, Don (QB) Loyola (Calif.) (choice acquired from New York Yankees); 3b. Campanella, Joe (DT) Ohio State; 4a. Renfro, Ray (HB) North Texas State; 4b. Costa, Elmer (T) North Carolina State; 5. Jankovich, Kever (E) College of Pacific; 6. Shields, Burrell (DB) John Carroll; 7. Pace, John (T) Mississippi State; 8a. Williams, Stan (E) Baylor (choice acquired from New York Yankees); 8b. Forester, Herschel (G) SMU; 9. Finnell, Bob (B) Xavier; 10. Ribiero, Pat (T) College of Pacific; 11. Logan, Dick (T) Ohio State; 12. Thompson, Roy (B) Florida State; 13. Cosgrove, Tom (C) Maryland; 14. Ruzich, Steve (G) Ohio State; 15. Alpin, Holland (E) Tampa U.; 16a. Neathery, Herb (HB) Illinois (choice acquired from Detroit); 16b. Rowland, Ed (T) Oklahoma; 17. Schatz, Stewart (T) Penn State; 18. Mirchi, Ken (G) Santa Clara; 19a. Talarico, Sam (T/G) Indiana (choice acquired from San Francisco); 19b. Maccioli, Mike (B) Purdue; 20. Brandenberry, Bob (B) Kansas; 21. Calhoun, Dick (DT) Baylor; 22. Johnson, Howard "Corky" (T) Santa Barbara State; 23a. Greene, Don (T) Miami (Ohio); 23b. Robertson, Bobby (HB/P) Indiana; 24. Wren, Lowe "Junior" (B) Missouri; 25. Reddell, Billy (B) Florida; 26. Vernasco, Joe (E) Illinois; 27. Maletzky, Bill (G) Maryland; 28. Pietro, John (G) Brown; 29. Klevay, Walt (B) Ohio State; 30. Saban, John (FB) Xavier.

1953

1. Atkins, Doug (DT) Tennessee; 2. Reynolds, Billy (HB) Pittsburgh; 3a. Bruney, Fred (HB) Ohio State; 3b. Donaldson, Gene (G) Kentucky (choice acquired from Detroit Lions for B Robert Smith); 4a.

Hietikko, Jim (T) Ohio State (choice acquired from Dallas Texans for QB Don Klosterman); 4b. Tamburo, Dick (C/LB) Michigan State; 5. Van Doren, Bob (E) Southern California; 6. Steinbrunner, Don (C/LB) Washington State; 7. Filipski, Gene (B) Army and Villanova; 8. Massey, Carlton (E) Texas; 9. McNamara, Bob (E) Minnesota; 10. Natali, Elmo (FB) California State (Pa); 11. Hilinski, Dick (T) Ohio State; 12. Willhoite, Elmer (G) Southern California; 13. Fiss, Galen (LB) Kansas; 14. Nagler, Gern (E) Santa Clara; 15. Carson, Johnny (E) Georgia; 16. Kuykendall, Eric (FB) Illinois; 17. Bean, George (B) Utah; 18. Batten, Dick (T) College of Pacific; 19. Cain, Tom (G) Colorado; 20. Noll, Chuck (T) Dayton; 21. Crockett, Bill (G) Rice; 22. Looper, Byrd (B) Duke; 23. Kent, Ronnie (B) Tulane; 24. Labenda, John (T) Wittenberg; 25. Ellis, Jim (B) Michigan State; 26. Hoag, Charley (B) Kansas; 27. Sisco, Jack (C) Baylor; 28. Verkirk, Ray (T) North Texas State; 29. Hobson, Clell (B) Alabama; 30. Myers, Andy (G) Tennessee.

1954

Bonus Selection: Garret, Robert (QB) Stanford. 1. Bauer, John (G) Illinois; 2. Hanulak, Chester "Chet" (HB) Maryland; 3. Bassett, Maurice (FB) Langston U; 4. Hilgenberg, Jerry (C) Iowa; 5. Lucky, William (T) Baylor; 6a. Smith, James (T) Baylor (choice acquired from Baltimore for C Tom Cosgrove); 6b. Jenkins, Asa (FB) Toledo; 7. Miller, Donald (HB) SMU; 8a. Barbish, William (HB) Tennessee (choice acquired from San Francisco for DB Fred Bruney); 8b. Harris, Charles (HB) Georgia; 9. Jones, Thomas (HB) Miami (Ohio); 10a. Goss Donald (G) SMU (choice acquired from San Francisco for T/E Bob Van Doren); 10b. Pagna, Thomas (HB) Miami (Ohio); 11. Schuebel, Max (T) Rice; 12. Bruenich, Thomas (T) Maryland; 13. Cummins, George (LB) Tulane; 14. Head, James (FB) Iowa; 15. Lyssy, Chester (B) Hardin-Simmons; 16. Raidel, Richard (G) Kent State; 17. Chapman, Howard (T) Florida; 18. Wohrman, William (B) South Carolina; 19. Taylor, John (C) Austin; 20. Pierce, Hugh (C) North Carolina State; 21. Baughman, James (G) Illinois; 22. Caudle, Lloyd (B) Duke; 23. Mischak, Robert (E) Army; 24. Grambling, John (QB) South Carolina; 25. Hughes, Thomas (T) VPI; 26. Lundy, Joseph (G) Kansas; 27. Mapp, John (B) VMI; 28. Vergara, Vincent (B) Syracuse; 29. Carter, Troy (B) VMI.

1955

1. Burris, Kurt (C/LB) Oklahoma; 2. Renfro, Weldon "Dean" (HB) North Texas State; 3a. Hall, John (DT/LB) Iowa (choice acquired from Chicago Bears with B Fred Morrison for B Harry Jagade); 3b. Freeman, Bob (QB) Auburn; 4a. Reynolds, Paul (HB) Notre Dame (choice acquired from Green Bay for T Jerome Helluin); 4b. Palumbo, Sam (DT/LB) Notre Dame; 5. Dandoy, Aramis (HB) USC; 6. Bolden, Leroy (HB) Michigan State; 7. Locklear, Jack (C/LB) Auburn; 8. (choice traded to Detroit for E Marion Gaskin); 9. Ford, Henry (HB) Pittsburgh; 10. Dillon, Glen (OE) Pittsburgh; 11. Knebel, Eric (T) SMU; 12. Eaton, Jack (T) New Mexico; 13. Borton, John (QB) Ohio State; 14. Robinson, Fred (G) Washington; 15. Smith, Bob (HB) Nebraska; 16. Suchy, Don (C) Iowa; 17. Leonard, Bob (FB) Purdue; 18. Champlin, Steve (T) Oklahoma; 19. Ebert, Tom (E) Kansas State; 20. Proctor, William (T) Florida State; 21. Spinks, Richard (HB) Texas Tech; 22. Stone, Gerald (T) Southeast Louisiana; 23. Greer, James (E) Elizabeth City; 24. Matsock, John (HB) Michigan State; 25. Lindo, Ernie (HB) College of Pacific; 26. Fife, Don (C) Purdue; 27. Baldwin, Bobby (B) Sam Houston State; 28. Tokus, Ed (E) Georgia; 29. Robinson, Tex (HB) Temple; 30. Leachman, Lamar (C) Tennessee.

1956

1. Carpenter, Preston (HB) Arkansas; 2. Kinard, Billy (DB) Mississippi; 3a. Ross, Larry (E) Denver (choice acquired from Chicago with Bears' 6th choice for DT Doug Atkins and QB Ken Gorgal); 3b. Quinlan, William (E) Michigan State; 4. Moss, Bob (HB) West Virginia; 5. Clarke, Frank (E) Colorado; 6a. Plunkett, Sherman (E) Maryland State (choice acquired from Chicago with Bears' 3rd choice for DT Doug Atkins and QB Ken Gorgal); 6b. Wiggin, Paul (T) Stanford; 7. Griffith, Charles (E) USC; 8. Hellyer, Len (HB) Marshall; 9. Hecker, Jack (OE) Bowling Green; 10. Rayburn, Ed (T) Rice; 11. Underdunk, William (T) West Virginia; 12. Javernick, Harry (T) Colorado; 13. Furey, Jim (C) Kansas State; 14. Sidwell, Charles (B) William & Mary; 15. Davis, Willie (G) Grambling; 16. Cooper, Thurlow (E) Maine; 17. West, Ed (QB) North Carolina; 18. Carroll, Harold (FB) Western Reserve; 19. Sebest, John (B) E. Kentucky and Pittsburgh; 20. Mobra, Joe (E) Oklahoma; 21. Kapish, Eugene (E) Notre Dame; 22. Brown, Samuel (HB) UCLA; 23. Althouse, Don (E) Syracuse; 24. Hughes, Jim (G) San

Jose State; 25. Davenport, Bob (FB) UCLA; 26. Kammerman, Jack (E) Utah; 27. Dwyer, Ed (E) Purdue; 28. Sparks, Oliver (G) Iowa State; 29. Bajtos, John (E) Northwestern and Vanderbilt; 30. Bartholomew, Robert (T) Wake Forest.

1957

1. Brown, Jim (FB) Syracuse; 2. Plum, Milt (QB) Penn State; 3. Walker, George (QB) Arkansas; 4. Camera, Paul (OE) Stanford; 5a. Jordan, Henry (OT) Virginia (choice acquired from Green Bay for HB Chester Lyssy); 5b. Campbell, Milt (HB) Indiana; 6a. Amstutz, Joe (C) Indiana (choice acquired from Green Bay for T George Cummins); 6b. Martin, Harley (T) California; 7a. Hickerson, Gene (OT) Mississippi; 7b. Rotunno, Mike (C) Michigan (Chicago Cardinals' choice acquired from N.Y. Giants for B Gene Filipski); 8. Gillis, Dan (C) Rice; 9. Comstock, Don (B) Alabama; 10. Reinhart, Robert (QB) San Jose State; 11. Cummings, William (T) Ohio State; 12. Spitzenberger, Rudy (G) Houston; 13. Sansom, Jerry (E) Auburn; 14. Feller, Don (B) Kansas; 15. Kaiser, Dave (E) Michigan State; 16. Bayuk, John (B) Colorado; 17. Tamburello, Frank (QB) Maryland; 18. Torczon, Laverne (G) Nebraska; 19. Ploen, Kenneth (QB) Iowa; 20. Stillwell, Jack (E) North Carolina; 21. Juneau, Curry (E) Mississippi Southern; 22. Winters, Bob (B) Utah State; 23. Frazer, Jim (T) Hampden-Sydney; 24. Napoleon, Allen (B) Stanford; 25. Dimitroff, Tom (QB) Miami (Ohio); 26. Bliss, Allen (E) Miami (Ohio); 27. Okulovich, Andy (QB) Ohio State; 28. Cockrell, Gene (T) Hardin-Simmons; 29. Trozzo, William (T) West Virginia; 30. McKiever, Bob (B) Northwestern.

1958

1. Shofner, Jim (DB) TCU; 2. Mitchell, Charles (G) Florida; 3a. (Brown's choice traded to Chicago Bears for QB James Haluska); 3b. Guy, Melvin (T) Duke (choice acquired from Detroit for C Frank Gatski); 4. Ninowski, Jim (QB) Michigan State; 5a. Funston, Farrell (OE) College of Pacific; 5b. Gibbons, Jim (OE) Iowa (choice acquired from Detroit with RB Lew Carpenter for LB Roger Zatkoff); 6. Wulff, James (HB) Michigan State; 7. Mitchell, Bob (HB) Illinois; 8. Lattimore, Bert (E) Duke; 9. Parrish, Bernie (DB) Florida; 10. Russavage, Leo (T) North Carolina; 11. Bowermaster, Russ (OE) Ohio State; 12. Brodhead, Robert (QB) Duke; 13. Williams, Hal (B) Miami (Ohio); 14. Miller, Ken (T) TCU; 15. Hoelscher, Howard (FB) Rice; 16. Cornelison, Jerry (T) SMU; 17. Osborn, Roddy (HB) Texas A&M; 18. Johnson, Alvin Peter (T) Idaho; 19. Brown, Ed (G) Arizona; 20. Serieka, Edward (B) Xavier; 21. Martin, William (E) Iowa State; 22. Renn, Robert (HB) Florida State; 23. Verkey, Dan (T) Washington State; 24. O'Connor, Jim (T) Marshall College; 25. Peters, Robert (HB) Baylor; 26. Thompson, Frank (T) Wake Forest; 27. Thelan, Dave (HB) Miami (O.); 28. Boykin, William (T) Michigan State; 29. Czapl, Frank (T) Missouri; 30. Svendsen, Bernard (C) Minnesota.

1959

1. Kreitling, Rich (OE) Illinois; 2. Schafrath, Dick (OT) Ohio State; 3. O'Brien, Francis (OT) Michigan State; 4a. Prahst, Gary (OE) Michigan (choice acquired from Green Bay for E Len Ford); 4b. Lloyd, Dave (C) Georgia; 5a. Wooten, John (G) Colorado (choice acquired from Detroit for E Jim Gibbons); 5b. LeBeau, Dick (DB) Ohio State; 6a. Prestel, James (T) Idaho (choice acquired from New York for G Bob Mischak); 6b. Denton, Bob (DE) College of Pacific; 7. Miller, Gene (T) Rice; 8a. Ptacek, Robert (QB) Michigan (choice acquired from Chicago Cardinals for C Don Gillis); 8b. (choice traded to Green Bay for E Dick Deschaine); 9. Wilson, Kirk (P/K) UCLA; 10. Zeman, Robert (B) Wisconsin; 11. King, Gerald (G) Kent State; 12. Palandrani, Francis (T) North Carolina State; 13. Reese, Ray (LB) Bowling Green; 14. Dubenion, Elbert (HB) Bluffton; 15. Salwocki, Tom (C) Pittsburgh; 16. Caleb, Jamie (B) Grambling; 17. Schmittan, Homer (E) Tennessee Tech; 18. Hill, Ed (G) Miami (Ohio); 19. Schroeder, Joe (T) Xavier; 20. McClain, Albert (T) Shaw; 21. Fraser, James (G) Wisconsin; 22. Wenzel, Joe (E) Lehigh; 23. Gardner, Jim (T) Duke; 24. Goings, Russ (G) Xavier; 25. Spsycholski, Ernie (T) Ohio State; 26. Floyd, Homer (B) Kansas; 27. Baker, Larry (T) Bowling Green; 28. Abodie, Pete (E) Tulane; 29. Nietupolski, Ronald (T) Illinois; 30. Ketchie, Carl (B) Washington State.

1960

1. Houston, Jim (E) Ohio State; 2a. Stephens, Larry (DT) Texas (choice acquired from Pittsburgh with Steelers' 5th choice for E Darrel Brewster); 2b. Gautt, Prentice (FB) Oklahoma; 3. Fichtner, Ross

(B) Purdue; 4a. Brewer, John (E) Mississippi (choice acquired from Green Bay for HB Robert Freeman); 4b. Marshall, Jim (DT) Ohio State; 5a. Jarus, Bob (FB) Purdue (choice acquired from Green Bay for T Henry Jordan); 5b. (Browns' choice traded to Pittsburgh with E Darrel Brewster for Steelers' 2nd choice); 6. Khayat, Robert (G) Mississippi; 7. Anderson, Taz (FB) Georgia Tech; 8. White, Bob (B) Ohio State; 9. Burford, Chris (E) Stanford; 10. Washington, Clyde (HB) Purdue; 11. Franklin, Bob (QB) Mississippi; 12. Mostordi, Rich (B) Kent State; 13. Grecni, Rich (C) Ohio U.; 14. Dumbauld, Bill (T) West Virginia; 15. Watkins, Thomas (HB) Iowa State; 16. Waldon, James (QB) Wyoming; 17. Coleman, Lovell (B) Western Michigan; 18. Hanlon, Jack (B) Pennsylvania; 19. Campbell, Jack (E) Toledo; 20. Nelson, Bob (C) Wisconsin.

1961

1a. Crespino, Robert (E) Mississippi (choice acquired from Detroit with LB Robert Long for QB Jim Ninowski); 1b. (Browns' choice traded to Dallas for T Paul Dickson and Dallas' 1st draft choice in 1962); 2. Nutting, Edward (T) Georgia Tech; 3. (Browns' choice traded to Los Angeles for T Gene Selawski); 4. Brown, John (T) Syracuse; 5. Lucci, Mike (C) Tennessee; 6a. Parker, Frank (T) Oklahoma State (choice acquired from Detroit for T William McClung); 6b. (Browns' choice traded to St. Louis for E Don Fleming); 7. Powell, Preston (B) Grambling; 8a. Frongillo, John (T) Baylor; 8b. Cox, Fred (HB) Pittsburgh (choice acquired from Green Bay for FB Robert Jarus); 9. Gibbs, Jake (QB) Mississippi; 10a. Wolff, Wayne (G) Wake Forest (choice acquired from Washington for HB Jim Wulff); 10b. Ericson, Ken (E) Syracuse; 11. Gault, Billy (B) TCU; 12. Lage, Richard (E) Lenoir-Rhyne; 13. Wilson, Jack (B) Duke; 14. Lohman, Phil (C) Oklahoma; 15. Taylor, Charles (B) Mississippi; 16. Shoals, Roger (T) Maryland; 17. Bird, Calvin (B) Kentucky; 18. Morris, Ed (T) Indiana; 19. Minihane, Robert (G) Boston U.; 20. Baker, Charles (T) Tennessee.

1962

1a. Collins, Gary (E) Maryland (choice acquired from Dallas along with T Paul Dickson for Browns' first choice in 1961); 1b. Jackson, Leroy (B) Western Illinois (rights to Jackson traded to Washington for Redskins' rights to Ernie Davis); 2a. Hinton, Charles (T) North Carolina College (choice acquired from Minnesota for T Jim Prestel, RB Jamie Caleb and Vikings #11 choice in 1962); 2b. Stephens, Sandy (QB) Minnesota; 3a. (Browns' choice traded to Dallas for G Duane Putnam); 3b. Furman, John (QB) Texas Western (choice acquired from Green Bay for QB John Roach); 4. Sczurek, Stan (G) Purdue; 5. Rivera, Henry (HB) Oregon State; 6. Tidmore, Sam (E) Ohio State; 7. Havlicek, John (E) Ohio State; 8. (Browns' choice traded to Detroit for DT Erroll Linden); 9. Dickerson, Charles (T) Illinois; 10a. Goerlitz, Gerald (C) Northern Michigan (choice acquired from Minnesota for T Robert Denton); 10b. White, Albert (B) Capital; 11a. Myers, Ronnie (E) Villanova (choice acquired from Minnesota along with #2 choice in 1962 for T Jim Prestel and RB Jamie Caleb); 11b. McNeil, Clifton (E) Grambling; 12. Stute, Ted (E) Ohio University; 13. Gardner, Frank (T) North Carolina College; 14. Shorter, Jim (B) Detroit; 15. Goosby, Tom (G) Baldwin-Wallace; 16. Biodrowski, Dennis (E) Memphis State; 17. Harlan, Herbert (E) Baylor; 18. Bishop, Sonny (G) Fresno State; 19. Anabo, John (QB) Fresno State; 20. Flatley, Paul (B) Northwestern.

1963

1. Hutchinson, Tom (E) Kentucky; 2. Kanicki, Jim (T) Michigan State; 3. (Browns' choice traded to Los Angeles with DT Larry Stephens and Browns' 6th choice for QB Frank Ryan and HB Tom Wilson); 4. Munsey, Bill (B) Minnesota; 5a. (Browns' choice traded to Pittsburgh for RB Charley Scales); 5b. Baker, Frank (B) Toledo (choice acquired from Detroit with RB Howard Cassady and DE Bill Glass for RB Tom Watkins and DE Dave Lloyd); 6a. Borghetti, Ernest (T) Pittsburgh (choice acquired from Minnesota for DB Tom Franckhouser, OT Erroll Linden, WR Charlie Ferguson and K Fred Cox); 6b. Bloom, Tom (B) Purdue (Philadelphia's choice awarded to Cleveland for improper waiver procedure involving Howard Cassady); 6c. (Browns' choice traded to Los Angeles with DT Larry Stephens and Browns' 3rd choice for QB Frank Ryan and HB Tom Wilson); 7. (Browns' choice traded to Green Bay for RB Ernie Green); 8. Sweeney, Walter (E) Syracuse; 9. Raimsey, Dave (B) Michigan; 10. Bobbitt, Jim (G) Michigan State; 11. Graham, Art (WR) Boston College; 12. Infante, Lindy (B) Florida; 13. Katterhenrich, Dave (B) Ohio State; 14. Faulkner, Staley (T) Texas;

15. Reade, Lynn (T) USC; 16. Kelly, Richard (OG) Georgia; 17. Anderson, Richard (E) Penn State; 18. Garvin, Bobby (T) Mississippi State; 19. Sherman, Gary (LB) Bowling Green; 20. Shaw, Steve (B) Vanderbilt.

1964

1. Warfield, Paul (WR) Ohio State; 2. Truax, Bill (TE) LSU; 3. (Browns' choice traded to Dallas for DT Ken Frost [choice later traded to Los Angeles by Cowboys]); 4. Shackelford, Don (T) U. of Pacific; 5. Klein, Richard (T) Wichita; 6. (Browns' choice traded to Dallas for G Andy Cvercko); 7. Odom, Sammy (LB) Northwest Louisiana; 8. Kelly, Leroy (HB) Morgan State; 9. Briscoe, John (LB) Arizona; 10a. Van Raaphorst, Richard (K) Ohio State; 10b. Robinson, Bobby (G) Mississippi (Pittsburgh's choice acquired from Minnesota for RB Tom Wilson); 11. Versprille, Edward (FB) Alabama; 12. Mitchell, Ed (T) Southern U; 13. Meehan, Bob (G) Syracuse; 14. Sieg, Terry (HB) Virginia; 15. Houtman, John (T) Michigan; 16. Williams, Sidney (E) Southern U; 17. Bartolameolli, Larry (T) Western Michigan; 18. Lewis, Sherman (HB) Michigan State; 19. Higgins, Jim (G) Xavier; 20. Archer, Dave (T) Syracuse.

1965

1. (Browns' choice traded to San Francisco for G Ted Connolly); 2a. Garcia, James (T) Purdue (choice acquired from Chicago along with DB Lowell Caylor and Bears' 3rd choice for TE Rich Kreitling); 2b. Bussell, Gerry (HB) Georgia Tech (choice acquired from Los Angeles for TE Bill Truax); 2c. Johnson, Walter (DT) Los Angeles State; 3a. Scott, Robert "Bo" (HB) Ohio State (choice acquired from Chicago along with Bears' 2nd choice for DB Lowell Caylor for TE Rich Kreitling); 3b. Maples, Bob (C) Baylor; 4. (Browns' choice traded to Minnesota for DT Mike Bundra); 5. Irwin, Bill (T) Mississippi; 6a. Simkus, Arnold (T) Michigan (choice acquired from San Francisco for C Frank Morze); 6b. Aldredge, Corwyn (E) Northwest Louisiana; 7. Lindsey, Dale (LB) Western Kentucky; 8. Howell, Mike (QB) Grambling; 9. Lane, Gary (QB) Missouri; 10. Screen, Pat (QB) LSU; 11. Cordill, Olie (HB) Memphis State; 12. Canale, Justin (G) Mississippi State; 13. Pickett, Henry (HB) Baylor; 14. Simrell, Dan (QB) Toledo; 15. Gagner, Larry (T) Florida; 16. Anthony, Mel (FB) Michigan; 17. Boyette, John (T) Clemson; 18. Arrington, Dick (G) Notre Dame; 19. Orazen, Ed (G) Ohio State; 20. Goldberg, Frank (LB) Central Michigan.

1966

1. Morin, Milt (TE) Massachusetts; 2. Norton, Rick (QB) Kentucky; 3. (Browns' choice traded to N.Y. Giants for DB Erich Barnes [choice later traded to Green Bay]); 4. Duranko, Pete (DE) Notre Dame; 5a. Schultz, Randy (FB) Iowa State Teacher's (choice acquired from Detroit for OT Roger Shoals); 5b. Fulford, Dan (E) Auburn; 6a. Battle, James (DE) Southern U. (choice acquired from N.Y. Giants for DT Mike Bundra); 6b. Hoaglin, Fred (C) Pittsburgh; 7. Carter, Leroy (FL) Grambling; 8. Talaga, Tom (OT) Notre Dame; 9. Gregory, Jack (DE) Chattanooga; 10. Ledbetter, Monty (FL) Northwest Louisiana State; 11. Fire, Tony (DT) Bowling Green; 12. Czap, Rich (T) Nebraska; 13. Boudreaux, James (DT) Louisiana Tech; 14. Lammons, Pete (FL) Texas; 15. Ellis, Bob (DB) Massachusetts; 16. Ray, David (DB) Alabama; 17. Modzelewski, Gene (T) New Mexico State; 18. Harraway, Charlie (FB) San Jose State; 19. Singer, Karl (DT) Purdue; 20. Petro, Joe (DB) Temple.

1967

1. Matheson, Bob (LB) Duke; 2. Conjar, Larry (FB) Notre Dame; 3a. Cockroft, Don (K/P) Adams State (choice acquired from N.Y. Giants for DE Jim Garcia); 3b. Barney, Eppie (WR) Iowa State; 4a. Ward, Carl (HB) Michigan (choice acquired from Atlanta for RB Charley Scales); 4b. Taffoni, Joe (T) Tennessee Martin; 5. (Browns' choice traded to Dallas for G Joe Bob Isbell); 6. DeMarie, John (C) LSU; 7. House, Bill (DT) Youngstown; 8. Devrow, Bill (DB) Southern Mississippi; 9. Dowdy, Cecil (LB) Alabama; 10. Copeland, James (G) Virginia; 11. Sabatino, Bill (DE) Colorado; 12. Fowler, Charles (OT) Houston; 13. Andrews, Bill (LB) Southeast Louisiana; 14. Rogers, Floyd (DT) Clemson; 15. Williamson, Dennis (DB) Whitewater State; 16. Williams, Don (WR) Akron; 17. Davis, Ben (HB) Defiance.

1968

1. Upshaw, Marvin (DE) Trinity (Tex.); 2. Garlington, John (LB) LSU; 3a. Olszewski, Harry (G) Clemson (choice acquired from Pittsburgh for OT John Brown and Steelers 10th-round choice in 1968); 3b. Morrison, Reece (HB) Southwest Texas State (choice acquired from Washington along with QB Dick Shiner for QB Jim Ninowski); 3c. (Browns' choice traded to Los Angeles for DB George Youngblood); 4. Meylan, Wayne (LB) Nebraska; 5a. Wempe, Mike (OT) Missouri; 5b. Jackson, Jackie (DB) Clemson (choice acquired from Baltimore for P David Lee); 6a. James, Nathan (DB) Florida A&M (choice acquired from N.Y. Giants for LB Vince Costello); 6b. (Browns' choice traded to Philadelphia for TE Ron Duncan); 7. Brady, Dale (HB) Memphis State; 8. Schoen, Tom (DB) Notre Dame; 9. Porter, David (DT) Michigan; 10a. Greer, James (DE) S.F. Austin (choice acquired from Pittsburgh along with Steelers' #3 choice in 1968 for OT John Brown); 10b. Mitchell, Alvin (DB) Morgan State; 11. Alcorn, Jim (QB) Clarion State; 12. Beutler, Tom (LB) Toledo; 13. Sellers, Terry (DB) Georgia; 14. Whipps, Edgar (FB) Jackson State; 15. Baxter, Bob (FL) Memphis State; 16. Sievert, Dick (DE) River Falls (Wis.); 17. McDuffie, Wayne (C) Florida State.

1969

1. Johnson, Ron (FB) Michigan; 2. (Browns' choice traded to Washington for DE Ron Snidow); 3a. Jenkins, Al (G) Tulsa (choice acquired from Philadelphia for RB Larry Conjar); 3b. Glass, Charles "Chip" (TE) Florida State; 4. Summers, Fred (DB) Wake Forest; 5. Hooker, Fair (FL) Arizona State; 6a. Adams, Larry (DT) Texas Christian (choice acquired from N.Y. Giants for QB Gary Lane); 6b. Rightetti, Joe (DT) Waynesburg; 7. Sumner, Walt (DB) Florida State; 8. Reynolds, Chuck (C) Tulsa; 9. Kamzelski, Ron (DT) Minnesota; 10. Shelly, Greg (G) Virginia; 11. Jones, Dave (FL) Kansas State; 12. Davis, Dick (HB) Nebraska; 13. Boutwell, Tom (QB) Southern Mississippi; 14. Smaha, Jiggy (DT) Georgia; 15. Stevenson, Joel (TE) Georgia Tech; 16. Lowe, James (FL) Tuskegee; 17. Oliver, Bob (DE) Abilene Christian.

1970

1a. Phipps, Mike (QB) Purdue (choice acquired from Miami for WR Paul Warfield); 1b. McKay, Bob (T) Texas; 2a. Jones, Joe (DE) Tennessee State (choice acquired from New Orleans for LB John Brewer); 2b. Sherk, Jerry (DT) Oklahoma State; 3. (Browns' choice traded to Dallas for QB Jerry Rhome); 4. Stevenson, Rickey (CB) Arizona; 5. Engel, Steve (HB) Colorado; 6. Cilek, Mike (QB) Iowa; 7. Wycinsky, Craig (G) Michigan State; 8. Davidson, Honester (S) Bowling Green; 9. Brown, Geoff (LB) Pittsburgh; 10. Yanchar, Bill (DT) Purdue; 11. Benner, Gene (WR) Maine; 12. Sanders, Jerry (K) Texas Tech; 13. Roberts, Larry (HB) Central Missouri; 14. Tharpe, Jim (LB) Lincoln (Mo.); 15. Homoly, Guy (CB) Illinois State; 16. Redebaugh, John (TE/K) Bemidji State; 17. Tabb, Charles (TE/RB) McMurray.

1971

1. Scott, Clarence (CB) Kansas State; 2. Cornell, Robert "Bo" (HB) Washington; 3a. Staroba, Paul (WR) Michigan; 3b. Hall, Charles (LB) Houston (choice acquired from Kansas City for DE Marvin Upshaw); 4. Pena, Robert "Bubba" (G) Massachusetts; 5. Brown, Stanley (WR) Purdue; 6a. Dieken, Doug (T) Illinois (choice acquired from Chicago for WR Eppie Barney); 6b. Dixon, Jay (DE) Boston U.; 7. Jacobs, Bob (K) Wyoming; 8. Zelina, Larry (HB) Ohio State; 9. Levels, Wilmur (S) North Texas State; 10. Casteel, Steve (LB) Oklahoma; 11. Sikich, Mike (G) Northwestern; 12. Blanchard, Felix "Tony" (TE) North Carolina; 13. Jamula, Thad (T) Lehigh; 14. Kingrea, Rick (LB) Tulane; 15. Green, William "Bill" (CB) Western Kentucky; 16. Smith, David (WR) Mississippi State; 17. Dilon, Leo (C) Dayton.

1972

1. Darden, Thom (DB) Michigan; 2a. Brooks, Clifford (DB) Tennessee State; 2b. Sims, Lester (DE) Alabama (choice acquired from Miami for LB Bob Matheson); 3. (Browns' choice traded to L.A. Rams with G Joe Taffoni for T Mitch Johnson and Minnesota's 5th choice in 1972); 4. (Browns' choice traded to Kansas City along with Browns' 3rd choice in 1973 for WR Frank Pitts); 5a. Hunt, George (K) Tennessee; 5b. Kucera, Greg (HB) North Colorado (Minnesota's choice from Los Angeles with T Mitch Johnson for G Joe Taffoni and Browns' 3rd choice in 1972); 6. Forey, Leonard

(G) Texas A&M; 7. Wesley, Don (OT) Maryland State; 8. McKinnis, Hugh (HB) Arizona State; 9a. McKee, Larry (G) Arizona; 9b. Lefear, Billy (WR/RB) Henderson (Ark.) (choice acquired from Baltimore for LB Tom Beutler); 10. Mosier, Herschell (DT) Northwest Oklahoma; 11. Long, Mel (LB) Toledo; 12. Chapman, Bernard (DB) Texas-El Paso; 13. Sipe, Brian (QB) San Diego State; 14. Stewart, Ed (G) East Central Oklahoma; 15. McCullar, Jewell (LB) Chico State; 16. Wakefield, Richard (WR) Ohio State; 17. Portz, William (DB) Sterling, (Kansas).

1973

1a. Holden, Steve (WR) Arizona State (choice acquired from N.Y. Giants along with New England's 2nd choice for DE Jack Gregory and CB Freddie Summers); 1b. Adams, Pete (G) USC; 2a. Pruitt, Greg (HB) Oklahoma (New England's choice from New York with Giants' 1st choice for DE Jack Gregory and CB Freddie Summers); 2b. Steinke, Jim (DB) Southwest Texas; 3a. Crum, Bob (DE) Arizona (Kansas City's choice acquired from Baltimore for C Fred Hoaglin); 3b. (Browns' choice traded to Kansas City along with Browns' 4th choice in 1972 for WR Frank Pitts); 4a. Dorris, Andy (LB) New Mexico State (Cincinnati's choice from Baltimore for K George Hunt); 4b. Mattingly, Randy (QB) Evansville; 5. (Browns' choice traded to San Diego for DT George Wright); 6. Green, Van (DB) Shaw (N.C.); 7. (Browns' choice traded to Miami for C Bob DeMarco); 8. (Browns' choice traded to Detroit for DT Jerry Rush); 9. Wester, Curtis (G) East Texas State; 10. Humphrey, Tom (T) Abilene Christian; 11. Barisich, Carl (DT) Princeton; 12. Simmons, Stan (TE) Lewis and Clark; 13. Romaniszyn, Jim (LB) Edinboro State; 14. Popelka, Robert (DB) Southern Methodist; 15. Sullivan, Dave (WR) Virginia; 16. Greenfield, George (HB) Murray State; 17. McClowry, Robert (C) Michigan State.

1974

1. (Browns' choice traded to San Diego along with Browns' 2nd choice in 1975 for LB Bob Babich and Chargers' 4th choice in 1975); 2. Corbett, Billy (OT) Johnson C. Smith; 3. (Browns' choice traded to Denver for QB Don Horn [also 6th choice in 1974]); 4. (Browns' choice traded to Oakland for WR Gloster Richardson); 5. Ilgenfritz, Mark (DE) Vanderbilt; 6a. Pritchett, Billy (FB) West Texas State (choice acquired from Buffalo); 6b. (Browns' choice traded to Denver for QB Don Horn [also 3rd choice in 1974]); 7a. Herrick, Bob (WR) Purdue (choice acquired from St. Louis for LB Andy Dorris); 7b. Sullivan, Gerry (C/OT) Illinois; 8a. (Browns' choice traded to Washington with T Mitch Johnson for New Orleans' 3rd choice in 1973); 8b. Brown, Eddie (DB) Tennessee (choice acquired from Buffalo for LB Rick Kingrea); 9. Scott, Dan (G) Ohio State; 10a. Puestow, Mike (WR) North Dakota State (choice acquired from Chicago for QB Randy Mattingly); 10b. (Browns' choice traded to Buffalo for TE Jan White); 11. Gooden, Tom (K) Harding; 12. McNeil, Ron (DE) North Carolina Central; 13. Seifert, Mike (DE) Wisconsin; 14. Hunt, Bob (HB) Heidelberg; 15. Terrell, Ransom (LB) Arizona; 16. Anderson, Preston (DB) Rice; 17. Buchanan, Carlton (DT) Southwest Oklahoma State.

1975

1. Mitchell, Mack (DE) Houston; 2. (Browns' choice traded to San Diego with Browns' 1st choice in 1974 for LB Bob Babich and Chargers' 4th choice in 1974); 3. Roan, Oscar (TE) Southern Methodist; 4a. Peters, Tony (DB) Oklahoma; 4b. (San Diego's choice acquired with LB Bob Babich traded to New England for WR Reggie Rucker); 5a. Zimba, John (DE) Villanova; 5b. Cope, Jim (LB) Ohio State (choice acquired from Detroit for CB Ben Davis); 6a. (Browns' choice traded to San Diego for TE James Thaxton); 6b. Miller, Charles (DB) West Virginia (choice acquired from Washington for WR Paul Staroba); 6c. Hynoski, Henry (HB) Temple (choice acquired from Oakland for WR Frank Pitts); 7. Wang, Merle (OT) Texas Christian; 8. Santini, Barry (TE) Purdue; 9a. Poole, Larry (HB) Kent State; 9b. Hogan, Floyd (DB) Arkansas (choice acquired from Kansas City for DE Bob Briggs); 10. Lewis, Stan (DE) Wayne (Nebraska); 11. Marinelli, Tom (G) Boston College; 12. Ambrose, Dick (LB) Virginia; 13. Armstead, Willie (WR) Utah; 14. Barrett, Tim (HB) John Carroll; 15. Moore, Willie (DT) Johnson C. Smith; 16. McKay, JK (WR) USC; 17. Graf, Dave (LB) Penn State.

1976

1. Pruitt, Mike (HB) Purdue; 2. (Browns' choice traded to Oakland for LB Gerald Irons and Raiders' 9th choice in 1976); 3. Logan, Dave (WR/TE) Colorado; 4a. Swick, Gene (QB) Toledo (New England's choice acquired from Philadelphia in trade for CB Clifford Brooks); 4b. St. Clair, Mike (DE) Grambling; 5. Sheppard, Henry (OT) Southern Methodist; 6. (Browns' choice traded to Chicago for Glen Holloway); 7. Cassidy, Steve (DT) Louisiana State; 8. (Browns' choice traded to Buffalo for S Neal Craig); 9a. Reed, James (HB) Mississippi; 9b. Nagel, Craig (QB) Purdue (choice acquired from Oakland with LB Gerald Irons for Browns' second draft choice in 1976); 10. Kleber, Doug (OT) Illinois; 11. Celek, Chuck (DE) Kent State; 12. (Browns' choice traded to Houston for WR Willie Miller); 13. Murray, Brian (OT) Arizona; 14. Smalzer, Joe (TE) Illinois; 15. Philyow, Luther (DB) Loyola (Calif.); 16. Lorenzen, Chris (DT) Arizona State; 17. Fleming, Tom (WR) Dartmouth.

1977

1. Jackson, Robert L. (LB) Texas A&M; 2. Skladany, Tom (P/K) Ohio State (negotiating rights later traded to Detroit for Lions' 3rd choice in 1978 and 7th choice in 1979); 3. (Browns' choice traded to Buffalo with 6th choice for DT Earl Edwards); 4a. Davis, Oliver (DB) Tennessee State; 4b. Sims, Robert "Mickey" (DT) South Carolina State (Baltimore's choice acquired from Chicago for QB Mike Phipps); 5. (Browns' choice traded to San Diego for DE Ron East); 6. (Browns' choice traded to Buffalo with 3rd choice for DT Earl Edwards); 7a. Randle, Ken (WR) USC (choice acquired from Atlanta for DE Ron East); 7b. Smith, Blane (TE) Purdue; 7c. Lingenfelter, Bob (OT) Nebraska (choice acquired from St. Louis for S Neal Craig); 8. Armstrong, Bill (DB) Wake Forest; 9. Brown, Daryl (KR) Tufts; 10. Burkett, Tom (T) North Carolina; 11. Nash, Charles (WR) Arizona; 12. Tierney, Leo (C) Georgia Tech.

1978

1a. Angeles, Clay (LB) USC; 1b. Newsome, Ozzie (WR) Alabama (choice acquired from Los Angeles along with Washington's 4th choice for Chicago's 1st choice obtained for QB Mike Phipps); 2. Evans, Johnny (P/QB) North Carolina State; 3a. Collins, Larry (HB) Texas A&I (choice acquired from Detroit along with Lions' 7th choice in 1979 for rights to P Tom Skladany); 3b. Miller, Mark (QB) Bowling Green; 4a. (Browns' choice to Miami along with 7th choice as compensation for signing WR Paul Warfield); 4b. Pullara, Pete (G) Chattanooga (Washington's choice acquired from Los Angeles with Rams' 1st choice for Browns' 1st choice); 5. Wright, Keith (FL) Memphis State; 6. Pitts, Al (C) Michigan State; 7. (Browns' choice to Miami along with 4th choice as compensation for signing WR Paul Warfield); 8. Turnbow, Jesse (DT) Tennessee; 9. Kramer, Jon (OG) Baylor; 10. Watson, Brent (OT) Tennessee; 11. Gillard, Larry (DT) Mississippi State; 12. Biedermann, Leo (OT) California.

1979

1a. (Browns' choice traded to San Diego for Chargers' 1st- and 2nd-round choices in 1979 draft); 1b. Adams, Willis (WR) Houston (choice acquired from San Diego along with Chargers' 2nd-round pick for Browns' 1st-round choice); 2a. Johnson, Lawrence (CB) Wisconsin; 2b. Claphan, Sam (OT) Oklahoma (choice acquired from San Diego along with Chargers' 1st-round choice for Browns' 1st-round selection); 3. Ramey, James (DE) Kentucky; 4. Miller, Matt (OT) Colorado; 5a. (Browns' choice traded to Los Angeles along with TE Oscar Roan for Rams' 5th- and 6th-round picks); 5b. Dimler, Rich (DT) USC (choice acquired from Washington through Los Angeles along with Rams' 6th-round pick for TE Oscar Roan and Browns' 5th-round choice); 6a. Burrell, Clinton (DB) Louisiana State; 6b. Ronan, Jim (DT) Minnesota (choice acquired from Los Angeles along with Rams' 5th-round pick for TE Oscar Roan and Browns' 5th-round choice); 7a. (Detroit's choice, acquired for Tom Skladany; later traded to Oakland along with Browns' 12th-round pick for Raiders' 7th- and 9th-round selections); 7b. (Browns' choice traded to Philadelphia for RB Tom Sullivan); 7c. Risien, Cody (OT) Texas A&M (choice acquired from Oakland along with Raiders' 9th-round pick for Detroit's 7th [from Tom Skladany trade] and Browns' 12th-round selection); 8. Perkov, Kent (DE) San Diego State; 9a. McGee, Carl (LB) Duke; 9b. Weathers, Curtis (TE) Mississippi (choice acquired from Oakland along with Raiders' 7th-round pick for Detroit's 7th- [acquired in Tom Skladany trade] and Browns' 12th-

round selection); 10. Smith, John (WR) Tennessee State; 11. Poeschl, Randy (DE) Nebraska; 12a. Methvin, Dewitt (C) Tulane (choice acquired from Washington in trade for DE Joe Jones); 12b. (Browns' choice traded to Oakland along with Detroit's 7th- round pick [acquired in Tom Skladany trade] for Raiders' 7th- and 9th-round selections).

1980

1a. (Browns' 1st and New England's 6th choice traded to Los Angeles for Rams' 1st and 4th choices plus San Diego's 2nd and Green Bay's 5th in 1980); 1b. White, Charles (RB) USC (choice acquired from Los Angeles; see 1a); 2a. (Browns' choice traded to Denver along with San Diego's 5th-round choice [acquired from Washington for S Tony Peters] for DE Lyle Alzado); 2b. Crosby, Cleveland (DE) Arizona (choice acquired from San Diego through Los Angeles; see 1a); 3. Odom, Cliff (LB) Texas-Arlington; 4a. Crews, Ron (DE) Nevada-Las Vegas; 4b. McDonald, Paul (QB) USC (choice acquired from Los Angeles; see 1a); 5a. Franks, Elvis (DE) Morgan State (choice acquired from Green Bay through Los Angeles; see 1a); 5b. (Browns' choice traded to Oakland for G George Buehler); 5c. (San Diego's choice acquired from Washington for S Tony Peters (traded to Denver as part of Lyle Alzado trade; see 2a); 6a. (Browns' choice traded to San Diego for RB Rickey Anderson); 6b. (New England's choice, acquired for DE Mike St. Clair, traded to Los Angeles; see 1a); 7. (Browns' choice traded to New York Giants for DE Jack Gregory); 8. Copeland, Jeff (LB) Texas Tech; 9. Dewalt, Roy (RB) Texas-Arlington; 10. Fidel, Kevin (C) San Diego State; 11. Sales, Roland (RB) Arkansas; 12. Jackson, Marcus (DT) Purdue.

1981

1. Dixon, Hanford (CB) Southern Mississippi; 2. (Browns' choice traded to Buffalo along with Browns' 3rd-round choice in 1982 for G Joe DeLamielleure); 3. (Browns' choice traded to Denver along with Browns' 2nd- and 5th-round choices in 1980 for DE Lyle Alzado); 4a. Robinson, Mike (DE) Arizona (choice acquired from Washington along with Redskins' 10th choice in 1981 and San Diego's 5th choice in 1980 for S Tony Peters); 4b. (Browns' choice traded to San Diego for LB Don Goode); 5. Cox, Steve (P/K) Arkansas; 6. Simmons, Ron (DT) Florida State; 7. Johnson, Eddie (LB) Louisville; 8. (Browns' choice traded to New York Jets for DE Marshall Harris); 9. Schleusener, Randy (G) Nebraska; 10a. (Washington's choice acquired in S Tony Peters trade, returned to Washington for Redskins' 8th-round choice in 1982); 10b. (New England's choice, acquired for DE Ernie Price, traded to Washington along with choice 10a for Washington's 8th-round choice in 1982); 10c. Prater, Dean (DT) Oklahoma State; 11. Friday, Larry (S) Mississippi State; 12. McGill, Kevin (T) Oregon.

1982

1. Banks, Chip (LB) USC; 2. Baldwin, Keith (DE) Texas A&M; 3. (Browns' choice traded to Buffalo with Browns' 2nd choice in 1981 for G Joe DeLamielleure); 4. Walker, Dwight (RB/WR) Nicholls State (La.); 5. Baab, Mike (C/G) Texas; 6a. (Browns' choice traded to Dallas for LB Bruce Huther); 6b. Whitwell, Mike (WR) Texas A&M (choice acquired from Denver for LB Robert L. Jackson); 7. (Browns' choice traded to Buffalo for RB Terry Miller); 8a. Kafentzis, Mark (S) Hawaii; 8b. Heflin, Van (TE) Vanderbilt (choice acquired from Oakland for DE Lyle Alzado); 8c. Jackson, Bill (S) North Carolina (choice acquired from Washington for 10th choice in 1981); 9. Baker, Milton (TE) West Texas State; 10. Floyd, Ricky (RB) Southern Mississippi; 11. Michuta, Steve (QB) Grand Valley (Mich.); 12. Nicolas, Scott (LB) Miami.

1983

1. (Browns' choice traded to Buffalo along with Browns' 3rd choice in 1984 and 5th choice in 1985 for LB Tom Cousineau); 2. Brown, Ron (WR) Arizona State; 3. Camp, Reggie (DE) California; 4. (Browns' choice traded to San Diego for LB Don Goode); 5. Contz, Bill (T) Penn State; 6a. Stracka, Tim (TE) Wisconsin (choice acquired from Chicago for C Gerry Sullivan); 6b. Puzzuoli, Dave (NT) Pittsburgh; 7a. Belk, Rocky (WR) Miami (choice acquired from Chicago for LB Bruce Huther); 7b. (Browns' choice traded to Philadelphia for DE Thomas Brown); 8. McClearn, Mike (G/T) Temple; 9. (Browns' choice traded to San Francisco for K Matt Bahr); 10. Hopkins, Thomas (T) Alabama A&M; 11a. Green, Boyce (RB) Carson-Newman; 11b. McAdoo, Howard (LB) Michigan State (choice acquired from L.A. Raiders for Greg Pruitt); 12. Farren, Paul (C/T) Boston University.

1984

1. Rogers, Don (S) UCLA; 2a. Rockins, Chris (S) Oklahoma State (choice acquired from L.A. Rams for negotiating rights to WR Ron Brown); 2b. Davis, Bruce (WR) Baylor; 3. (Browns' choice traded to Buffalo along with Browns' 1st choice in 1983 and 5th choice in 1985 for LB Tom Cousineau); 4a. Bolden, Rickey (TE) Southern Methodist (choice acquired from Denver for WR Dave Logan); 4b. Brennan, Brian (WR) Boston College; 5. Piepkorn, Dave (T) North Dakota State; 6. Nugent, Terry (QB) Colorado State; 7. Dumont, Jim (LB) Rutgers; 8. (Browns' choice traded to N.Y. Jets for WR Bobby Jones); 9a. Jones, Don (WR) Texas A&M (choice acquired from Philadelphia for LB Bill Cowher); 9b. (Browns' choice traded to Chicago along with Browns' 10th, 11th and 12th round choices in 1984 for Bears' three picks in June, 1984 supplemental draft of players under contract to another league); 10a. (Browns' choice traded to Chicago, see 9b); 10b. Byner, Earnest (RB) East Carolina (choice acquired from L.A. Raiders for G-T Henry Sheppard); 11. (Browns' choice traded to Chicago, see 9b.); 12. (Browns' choice traded to Chicago, see 9b).

1984 Supplemental Draft

1a. Mack, Kevin (RB) Clemson (choice acquired from Chicago for Browns' 9th, 10th, 11th and 12th round choices in 1984 NFL Draft); 1b. Johnson, Mike (LB) Virginia Tech; 2a. McNeil, Gerald (WR) Baylor (Choice acquired from Chicago, see 1a.); 2b. Robison, Tommy (T) Texas A&M; 3a. West, Doug (LB) UCLA (choice acquired from Chicago, see 1a); 3b. Bond, John (QB) Mississippi State.

1985

1. (Browns' choice traded to Buffalo along with 1st choice in 1986, 3rd in 1985, and a 6th in 1986 for Buffalo's first pick in 1985 supplemental draft); 2. Allen, Greg (RB) Florida State; 3. (Browns' choice traded to Buffalo, see 1); 4. (Browns' choice traded to Miami for WR Duriel Harris); 5. (Browns' choice traded to Buffalo along with Browns' 1st in 1983 and 3rd in 1984 for LB Tom Cousineau); 6. Krerowicz, Mark (G) Ohio State; 7. Langhorne, Reggie (WR) Elizabeth City; 8. Banks, Fred (WR) Liberty Baptist; 9. (Browns' choice traded to Philadelphia for DE Carl Hairston); 10. Williams, Larry (G) Notre Dame; 11. Tucker, Travis (TE) S. Connecticut State; 12. Swanson, Shane (WR) Nebraska.

1985 Supplemental Draft

1. Kosar, Bernie (QB) Miami (choice acquired from Buffalo for 1st in 1985 and 1986, 3rd in 1985 and 6th in 1986).

1986

1. (Browns' choice traded to Buffalo along with 1st choice in 1985 3rd in 1985 and a 6th in '86 for Buffalo's first pick in 1985 supplemental draft); 2. Slaughter, Webster (WR) San Diego State; 3. (Browns' choice traded to Detroit for QB Gary Danielson); 4. (Browns' choice traded to L.A. Rams for WR Terry Greer); 5. Miller, Nick (LB) Arkansas; 6. (Browns' choice traded to Buffalo, see 1); 7a. Meyer, Jim (T) Illinois State; 7b. Norseth, Mike (QB) Kansas (choice acquired from Kansas City for RB Boyce Green); 8. (Browns' choice traded to Philadelphia for LB Anthony Griggs); 9. Taylor, Danny (DB) Texas (El Paso); 10. Smith, Willie (TE) Miami; 11. Dausin, Randy (G) Texas A&M; 12. Simmons, King (CB) Texas Tech.

1987

1. Junkin, Mike (LB) Duke (choice acquired from San Diego, along with San Diego's second 1987 choice in exchange for Browns' 1987 first and second round choices and LB Chip Banks); 2. Rakoczy, Gregg (OT/C), Miami (choice acquired from San Diego, see round 1); 3a. Manoa, Tim (FB) Penn State; 3b. Jaeger, Jeff (K) Washington (choice acquired from L.A. Rams in exchange for Browns' 1987 4th, 5th and 12th round picks); 4. (Browns' choice to L.A. Rams, see 3b); 5. (Browns' choice to L.A. Rams, see 3b); 6. Braggs, Stephen (DB) Texas; 7. (Browns' choice to Green Bay for WR John Jefferson); 8. Bullitt, Steve (LB) Texas A&M; 9. (Browns' choice to Indianapolis for QB Mike Pagel); 10. Winters, Frank (C) Western Illinois; 11. Brewton, Larry (DB) Temple; 12. (Browns' choice to L.A. Rams, see 3b).

1988

1. Charlton, Clifford (LB) Florida; 2. Perry, Michael Dean (DL) Clemson; 3. Waiters, Van (LB) Indiana; 4. Blaylock, Anthony (CB) Winston-Salem; 5. (Browns' choice traded to Phoenix for DE Al Baker); 6. (Browns' choice traded to Philadelphia along with CB D.D. Hoggard for DL Chris Pike); 7. Gash, Thane (S) East Tennessee State; 8. Birden, J.J. (WR) Oregon; 9. Copeland, Danny (S) Eastern Kentucky; 10. Washington, Brian (S) Nebraska; 11. Hawkins, Hendley (WR) Nebraska; 12. Slayden, Steve (QB) Duke.

1989

1. Metcalf, Eric (RB) Texas (choice acquired from Denver for Browns' 1989 1st, 2nd, 5th and 9th); 2. Tillman, Lawyer (WR) Auburn (choice acquired from Green Bay along with Green Bay's 1989 5th for Browns' 1989 3rd, 1989 5th, 1990 1st and RB Herman Fontenot); 3. (Browns' choice to Green Bay – see round 2); 4. Stewart, Andrew (DE) Cincinnati; 5a. Kramer, Kyle (S) Bowling Green (choice acquired from Green Bay – see round two); 5b. Joines, Vernon (WR) Maryland (choice acquired from Kansas City for LB Mike Junkin); 6. Wilkerson, Gary (CB) Penn State; 7. Graybill, Mike (OT) Boston University; 8. Aeilts, Rick (TE) S.E. Missouri State; 9. (Browns' selection traded to Denver – see round 1); 10. Buddenberg, John (OT) Akron; 11. Plocki, Dan (K) Maryland; 12. Brown, Marlon (LB) Memphis State.

1990

1. (Browns' choice traded to Green Bay, see 1989); 2. Hoard, Leroy (RB) Michigan; 3. Pleasant, Anthony (DE) Tennessee State; 4. Barnett, Harlon (S) Michigan St.; 5. Burnett, Rob (DE) Syracuse; 6. Hilliard, Randy (CB) Northwestern State; 7a. Galbraith, Scott (TE) USC; 7b. (Browns' choice traded to San Diego for RB-Barry Redden); 8. Jones, Jock (LB) Virginia Tech; 9. Rowell, Eugene (WR) Southern Mississippi; 10. Wallace, Mike (CB) Jackson State; 11. Gordon, Clemente (QB) Grambling; 12. Simien, Kerry (WR) Texas A&I.

1991

1. Turner, Eric (S) UCLA; 2. King, Ed (G) Auburn; 3. Jones, James (DL) Northern Iowa; 4. Sagapolutele, Pio (DL) San Diego State; 5. (Choice traded to Miami for 1990 7th round pick); 6. Jackson, Michael (WR) Southern Mississippi; 7. (choice traded to Green Bay for RB Brent Fullwood); 8. Conover, Frank (DL) Syracuse; 9a. Irvin, Ray (CB) Central Florida; 9b. (choice acquired from Seattle for DL Bob Buczkowski) Wiggins, Shawn (WR) Wyoming; 10. Greenfield, Brian (P) Pittsburgh; 11. Jones, Todd (OL) Henderson State; 12. Austin, Elijah (DL) North Carolina State.

1992

1. Vardell, Tommy (RB) Stanford; 2a. (Browns' choice [36th overall] traded to Dallas, along with Browns' 5th (121st overall) round choice, for Cowboys' 2nd (52nd), third (78th), 6th (163rd), 8th (222nd) and 12th (329th) round choices); 2b. Rowe, Patrick (WR) San Diego State (choice from Dallas, see 2a. above); 3a. Johnson, Bill (DL) Michigan State; 3b. Dixon, Gerald (LB) South Carolina (choice from Dallas, see 2a. above); 4. (Choice traded to Philadelphia for OL Ken Reeves); 5. (Choice to Dallas, see 2a. above); 6a. Smith, Rico (WR) Colorado (choice from Tampa Bay for Browns' 6th and Dallas' 8th round choice, see 2a. above); 6b. (Choice to Tampa Bay, see 6a. above); 7. Jones, Selwyn (DB) Colorado State; 8a. Choice from Dallas to Tampa Bay, see 6a. and 2a. above); 8b. (Choice to New England for OL Freddie Childress); 9. Hill, Tim (DB) Kansas; 10. Lowe, Marcus (DT) Baylor; 11. Olobia, Augustin (WR) Washington State; 12a. McCant, Keithen (QB) Nebraska; 12b. Simpson, Tim (OL) Illinois (choice from Dallas, see 2a. above).

1993

1a. (Browns' choice [11th overall] traded for Denver's 1st round pick (14th overall) and 3rd round pick (83rd overall)); 1b. Everitt, Steve (C/G) Michigan (choice from Denver); 2. Footman, Dan (DE) Florida State; 3a. (Traded to Detroit for DT Jerry Ball); 3b. Caldwell, Mike (LB) Middle Tennessee State (choice from Denver); 4. Traded to Chicago for C Jay Hilgenberg; 5. Arvie, Herman (OT) Grambling; 6. McKenzie, Rich (LB) Penn State; 7. Hill, Travis (LB) Nebraska; 8. (Traded to the L.A. Rams for LB Frank Stams).

1994

1a. Langham, Antonio (CB) Alabama; 1b. Alexander, Derrick (WR) Michigan (choice [29th overall] acquired from Philadelphia in exchange for the Browns' 2nd round choice [40th overall] in the 1994 draft and a 2nd round choice in the 1995 draft); 2. (choice to Philadelphia, see 1b); 3. Bandison, Romeo (DT) Oregon; 4. (choice [112th overall] to Miami for OL Gene Williams in a 1993 trade); 5. Booth, Issac (DB) California; 6. Strait, Robert (FB) Baylor; 7. Hewitt, Hamza (OT) Clemson.

1995

1a. (Choice to San Francisco for 49ers' 1995 1st [30th overall], 3rd [94th overall], 4th [119th overall] and 1996 1st round pick); 1b. Powell, Craig (LB) Ohio State (choice from San Francisco, see 1a.); 2. Choice to Philadelphia (see 1994 round 2); 3a. Zeier, Eric (QB) Georgia; 3b. Frederick, Mike (DE) Virginia (choice from SF, see 1a above); 4a. (Choice to Jacksonville for 1995 5th and 1996 6th); 4b. (Choice from San Francisco traded to Philadelphia for 1995 5th); 1996 5th; 5a. Pupua, Tau (DT) Weber State (choice from Jacksonville, see 4a); 5b. Miller, Mike (WR) Notre Dame (choice from Philadelphia, see 4b); 6. Choice to San Diego in 1994 for CB Donald Frank; 7. Tellison, A.C. (WR) Miami (choice from NE for the Browns' 1995 7th round selection).

1999

1. Couch, Tim (QB) Kentucky; 2a. Johnson, Kevin (WR) Syracuse; 2b. Abdullah, Rahim (LB) Clemson; 3a. McCutcheon, Daylon (DB) Southern California; 3b. Smith, Marquis (DB) California; 4a. (Choice traded to San Francisco along with the Browns' first pick in the 5th round for QB Ty Detmer and the 49ers' 4th round pick); 4b. Choice traded to San Francisco for FB Marc Edwards; 4c. Rainer, Wali (LB) Virginia (choice from San Francisco, see 4a); 5a. (Choice traded to San Francisco, see 4a); 5b. Chiaverini, Darrin (WR) Colorado; 6a. (Choice traded to Seattle for the Seahawks' 6th round pick and the Patriots' 6th round pick through Seattle); 6b. Spriggs, Marcus (DT) Troy State (choice acquired from Chicago for the Browns' 2nd selection in the 6th round and the Browns' 2nd and 3rd selections in the 7th round); 6c. Ogle, Kendall (LB) Maryland (choice from Seattle, see 6a); 6d. Dearth, James (TE) Tarleton State (choice from Seattle, see 6a); 7a. Hill, Madre (RB) Arkansas; 7b. (Choice traded to Chicago, see 6b); 7c. (Choice traded to Chicago, see 6b).

2000

1. Brown, Courtney (DE) Penn State; 2. Northcutt, Dennis (WR) Arizona; 3a. Prentice, Travis (RB) Miami (Ohio); 3b. Dawson, JaJuan (WR) Tulane; 4a. Sanders, Lewis (CB) Maryland; 4b. Shea, Aaron (TE) Michigan; 5a. Malbrough, Anthony (DB) Texas Tech; 5b. Chapman, Lamar (DB) Kansas State; 6a. Wynn, Spergon (QB) Southwest Texas State; 6b. Bedell, Brad (OL) Colorado; 7a. Savea, Manuia (OL) Arizona; 7b. Chandler, Eric (DL) Jackson State (choice acquired from Chicago for the Browns' 2nd and 3rd selections in the 7th round); 7c. Barnes, Rashidi (S) Colorado (choice from Chicago, see 7b).

2001

1. Warren, Gerard (DT) Florida; 2. Morgan, Quincy (WR) Kansas State; 3. Jackson, James (RB) Miami (Fla.); 4. Henry, Anthony (DB) South Florida; 5. Pharms, Jeremiah (LB) Washington; 6. Jameson, Michael (DB) Texas A&M; 7a. Zukauskas, Paul (OL) Boston College; 7b. King, Andre (WR) Miami (Fla.) (compensatory selection).

2002

1. Green, William (RB) Boston College; 2. Davis, Andre' (WR) Virginia Tech; 3. Fowler, Melvin (OL) Maryland; 4a. Bentley, Kevin (LB) Northwestern; 4b. Taylor, Ben (LB) Virginia Tech; 4c. Sanders, Darnell (TE) Ohio State; 5. Davis, Andra (LB) Florida; 7. Gonzalez, Joaquin (OL) Miami (Fla.).

2003

1. Faine, Jeff (C) Notre Dame; 2. Thompson, Chau (LB) West Texas A&M; 3. Crocker, Chris (DB) Marshall; 4. Suggs, Lee, Jr. (RB) Virginia Tech; 5a. Pontbriand, Ryan (LS) Rice (choice acquired from Minnesota); 5b. Lehan, Michael (DB) Minnesota; 6. Garay, Antonio (DE) Boston College.

Abilene Christian 2, Adams State 1, Akron 2, Alabama 7, Alabama A&M 1, Alabama State 1, Alcorn State 1, Arizona 12, Arizona State 6, Arkansas 8, Arkansas A&M 1, Army 1, Auburn 5, Baldwin-Wallace 1, Ball State 1, Baylor 14, Boise State 1, Boston College 10, Boston U. 4, Bowling Green 9, Brown 1, California 6, Cal Poly 2, California State 1, Canisius 1, Carson-Newman 2, Case Tech 1, Central Florida 1, Central Michigan 1, Cincinnati 1, Clemson 6, College of Pacific 3, Colorado 12, Colorado State 3, Dartmouth 1, Dayton 3, Defiance 1, Delaware State 1, Delta State 1, Detroit 2, Drake 1, Duke 10, Duquesne 1, East Carolina 2, Eastern Illinois 2, Eastern Kentucky 1, Eastern Michigan 1, East Tennessee State 1, East Texas State 1, Edinboro State 1, Elizabeth City State 1, Evansville 1, Florida 8, Florida A&M 2, Florida State 12, Fresno State 2, Ft. Valley State 1, Georgia 8, Georgia Tech 5, Glassboro State 1, Grambling 9, Hawaii 1, Heidelberg 2, Henderson State 2, Hofstra 1, Houston 6, Idaho 2, Illinois 14, Illinois State 2, Indiana 5, Iowa 7, Iowa State 4, Iowa State Teachers 1, Jackson State 2, John Carroll 4, Kansas 7, Kansas State 6, Kent State 5, Kentucky 7, Kutztown State 1, Langston 1, Lehigh 2, Liberty U. 1, Louisiana State 7, Louisiana Tech 1, Louisville 2, Maine 2, Marshall 3, Maryland 13, Maryland-Eastern Shore 2, Massachusetts 3, Memphis 5, Miami (Fla.) 9, Miami (Ohio) 9, Michigan 16, Michigan State 19, Middle Tennessee State 3, Minnesota 7, Mississippi 12, Mississippi State 6, Mississippi Southern 1, Missouri 5, Montana 1, Montana State 1, Morgan State 3, Nebraska 12, Nebraska-Omaha 1, Nevada 1, Nevada-LasVegas 1, New Hampshire 1, New Mexico 1, New Mexico State 2, Nicholls State 1, No College 7, North Carolina 10, North Carolina State 4, North Dakota State 2, Northern Illinois 1, Northern Iowa 1, North Texas State 4, Northwestern 6, Northwestern State 4, Notre Dame 14, Ohio State 32, Ohio 2, Oklahoma 10, Oklahoma State 4, Oregon 4, Oregon State 3, Pacific 7, Pennsylvania 2, Penn State 9, Pittsburgh 12, C.W. Post 1, Prairie View 1, Presbyterian 1, Princeton 1, Purdue 22, Rice 8, Rutgers 1, St. Mary's 1, Sam Houston State 1, San Diego State 6, San Francisco State 1, San Jose State 3, Santa Clara 3, Shaw University 2, South Carolina 3, South Carolina State 2, South Florida 1, Southeastern Louisiana 3, Southeast Missouri State 1, Southern California 13, Southern Connecticut State 1, Southern Methodist 10, Southern Mississippi 4, Southern U. 3, Southwest Texas State 3, Southwestern 1, Stanford 6, Stephen F. Austin 2, Superior Teachers 1, Syracuse 12, Tarleton State 1, Temple 2, Tennessee 11, Tennessee-Martin 1, Tennessee A&I 2, Tennessee State 8, Texas 10, Texas A&I 1, Texas-Arlington 2, Texas A&M 11, TCU 5, Texas-El Paso 3, Texas Southern 2, Texas Tech 5, Toledo 8, Trinity University-San Antonio 1, Troy State 1, Tufts 1, Tulane 8, Tulsa 6, Tuskegee 1, UCLA 5, Utah 3, Vanderbilt 6, Villanova 4, Virginia 9, Virginia Tech 4, Virginia Military 2, Wake Forest 6, Washington 5, Washington State 4, Washington U. 1, Washington & Lee 1, Wayne State (Neb.) 1, Waynesburg 1, Weber State 1, West Virginia 5, West Chester State 1, West Texas A&M 1, Western Kentucky 2, Western Illinois 2, Western Michigan 2, Western Reserve 2, Wichita State 1, William & Mary 2, Winston-Salem 1, Wisconsin 7, Wittenberg 1, Wyoming 2, Xavier 6, Yale 1, Yankton 1.

1999 EXPANSION DRAFT

1. OL Jim Pyne (Detroit); 2. DE Hurvin McCormack (Dallas); 3. OL Scott Rehberg (New England); 4. WR Damon Gibson (Cincinnati); 5. C Steve Gordon (San Francisco); 6. LB/FB Tarek Saleh (Carolina); 7. OL Jeff Buckley (Miami); 8. LB Jason Kyle (Seattle); 9. DE Rod Manuel (Pittsburgh); 10. LB Lenoy Jones (Tennessee); 11. DB Tim McTyer (Philadelphia); 12. LB Elijah Alexander (Indianapolis); 13. OT Pete Swanson (Kansas City); 14. DB Gerome Williams (San Diego); 15. DB Marlon Forbes (Chicago); 16. WR Justin Armour (Denver); 17. OL Paul Wiggins (Washington); 18. DB Duane Butler (Minnesota); 19. WR Fred Brock (Arizona); 20. DB Kory Blackwell (New York Giants); 21. DB Kevin Devine (Jacksonville); 22. DB Ray Jackson (Buffalo); 23. OL Jim Bundren (New York Jets); 24. OL Ben Cavil (Baltimore); 25. RB Michael Blair (Green Bay); 26. DL Antonio Anderson (Dallas); 27. OL Orlando Bobo (Minnesota); 28. LB James Williams (San Francisco); 29. QB Scott Milanovich (Tampa Bay); 30. DB Eric Stokes (Seattle); 31. RB Ronald Moore (Arizona); 32. FB Clarence Williams (Buffalo); 33. WR Freddie Solomon (Philadelphia); 34. DB Brandon Sanders (New York Giants); 35. DL Mike Thompson (Cincinnati); 36. RB Jerris McPhail (Detroit); 37. CB Antonio Langham (San Francisco).

2003

Players Signed by Browns: LB Barry Gardner (Philadelphia).

Former Browns' Players Signed by Other Clubs: OL Dave Wohlabaugh (St. Louis); LB Earl Holmes (Detroit); DB Cory Fuller (Baltimore); LB Dwayne Rudd (Tampa Bay); DB Chris Akins (New England); LS Ryan Kuehl (N.Y. Giants).

2002

Players Signed by Browns: S Robert Griffith (Minnesota); LB Earl Holmes (Pittsburgh); DL Kenard Lang (Washington); WR Chris Sanders (Tennessee); OL Barry Stokes (Green Bay); OL Ryan Tucker (St. Louis).

Former Browns' Players Signed by Other Clubs: DE Keith McKenzie (Chicago); OL Roman Oben (Tampa Bay); DL Greg Spires (Tampa Bay).

2001

Players Signed by Browns: LB Brant Boyer (Jacksonville); TE Ricky Dudley (Oakland); RB Curtis Enis (Chicago); QB Kelly Holcomb (Indianapolis); LB Dwayne Rudd (Minnesota); FB Mike Sellers (Washington); DT Mark Smith (Arizona); OL Ross Verba (Green Bay).

Former Browns' Players Signed by Other Clubs: FB Marc Edwards (New England); WR David Patten (New England).

2000

Players Signed by Browns: DB Percy Ellsworth (N.Y. Giants); OL Everett Lindsay (Baltimore); DE Keith McKenzie (Green Bay); LB Marty Moore (New England); OT Roman Oben (N.Y. Giants); WR David Patten (N.Y. Giants); RB Errict Rhett (Baltimore); DL Orpheus Roye (Pittsburgh).

Former Browns' Players Signed by Other Clubs: OL Orlando Bobo (Baltimore); T Lomas Brown (N.Y. Giants); CB Antonio Langham (New England); QB Jamie Martin (Jacksonville); CB Ryan McNeil (Dallas); DB Marquez Pope (Oakland); OL Scott Rehberg (Cincinnati); WR Leslie Shepherd (Miami) LB-DE John Thierry (Green Bay).

1999

Players Signed by Browns: DE Derrick Alexander (Minnesota); DT Jerry Ball (Minnesota); T Lomas Brown (Arizona); T Orlando Brown (Baltimore); CB Corey Fuller (Minnesota); P Chris Gardocki (Indianapolis); DT Darius Holland (Detroit); DT John Jurkovic (Jacksonville); RB Terry Kirby (San Francisco); CB Ryan McNeil (St. Louis); LB Jamir Miller (Arizona); DB Marquez Pope (San Francisco); WR Leslie Shepherd (Washington); LB John Thierry (Chicago); C Dave Wohlabaugh (New England).

1995

Players Signed by Browns: DT Tim Goad (New England); WR Andre Rison (Atlanta); CB Johnny Thomas (Washington); RB Lorenzo White (Houston).

Former Browns' Players Signed by Other Clubs: RB Randy Baldwin (Carolina); DT James Jones (Denver); LB Frank Stams (Carolina).

note: lost WR Mark Carrier to Carolina in expansion draft.

1994

Players Signed by Browns: LB Carl Banks (Washington); RB Earnest Byner (Washington); CB Don Griffin (San Francisco); TE Walter Reeves (Arizona); QB Mark Rypien (Washington); OL Mike Withycombe (San Diego).

Former Browns' Players Signed by Other Clubs: P Brian Hansen (N.Y. Jets); CB Randy Hilliard (Denver); LB Mike Johnson (Detroit); LB Clay Matthews (Atlanta).

1993

Players Signed by Browns: WR Mark Carrier (Tampa Bay); OL Houston Hoover (Atlanta); WR Hassan Jones (Minnesota); CB Najee Mustafaa (Minnesota); QB Vinny Testaverde (Tampa Bay).

Former Browns' Players Signed by Other Clubs: WR Webster Slaughter (Houston—in 1992); TE Mark Bavaro (New England); QB Mike Tomczak (Pittsburgh).

1992

Players Signed by Browns During "Plan B" (11): RB James Brooks (Cincinnati); WR Jamie Holland (L.A. Raiders); CB Alonzo Hampton (Tampa); TE Pete Holohan (Kansas City); WR Keenan McCardell (Washington); S Stevon Moore (Miami); LB Anthony Moss (N.Y. Giants); RB Bruce Perkins (Indianapolis); CB Terry Taylor (Detroit); RB Ron Wolfley (Arizona); S Tony Zachary (New England).

Former Browns' Players Signed by Other Clubs During "Plan B" (6): DT Frank Conover (Green Bay); S Thane Gash (San Francisco); CB Ray Irvin (Kansas City); CB Joe King (Tampa Bay); WR Reggie Langhorne (Indianapolis); WR Mike Oliphant (Seattle).

1991

Players Signed by Browns During "Plan B" (11): TE Charles Arbuckle (New Orleans); LB David Brandon (San Diego); LB Richard Brown (San Diego); P Brian Hansen (New England); K Mike Lansford (L.A. Rams — failed physical); S Vince Newsome (L.A. Rams); QB Todd Philcox (Cincinnati); G John Rienstra (Pittsburgh); RB Lee Rouson (N.Y. Giants); K Matt Stover (N.Y. Giants); T Rob Woods (Kansas City).

Former Browns' Players Signed by Other Clubs During "Plan B" (6): DE Robert Banks (Houston); LB Marcus Cotton (Seattle); DL Marlon Jones (Tampa Bay); FB Tim Manoa (New Orleans); DT Chris Pike (San Diego); S Felix Wright (Minnesota).

1990

Players Signed by Browns During "Plan B" (6): C Mike Baab (New England); CB Raymond Clayborn (New England); LB Lawrence McGrew (New England); LB Ken Rose (N.Y. Jets); G Ralph Tamm (Washington); DE Rhondy Weston (Tampa Bay).

Former Browns' Players Signed by Other Clubs During "Plan B" (5): CB Hanford Dixon (San Francisco); RB Keith Jones (Dallas); S Robert Lyons (Minnesota); WR Gerald McNeil (Houston); TE Ron Middleton (Washington).

1989

Players Signed by Browns During "Plan B" (14): DE Al Baker (Minnesota); OG Ted Banker (N.Y. Jets); DE Robert Banks (Houston); C Tom Baugh (Kansas City); WR Ray Butler (Seattle); RB Patrick Collins (Green Bay); DL Tom Gibson (New England); CB Kerry Glenn (N.Y. Jets); RB Keith Jones (L.A. Rams); LB Barry Krauss (Indianapolis); QB Mike Norseth (Cincinnati); WR Darryl Usher (New England); P Bryan Wagner (Chicago); WR Chris Woods (L.A. Raiders).

Former Browns' Players Signed by Other Clubs During "Plan B" (10): DE Sam Clancy (Indianapolis); S Danny Copeland (Kansas City); NT Bob Golic (L.A. Raiders); K Jeff Jaeger (L.A. Raiders); TE Jeff Modesitt (Atlanta); P Max Runager (Kansas City); QB Steve Slayden (Kansas City); WR Clarence Weathers (Indianapolis); G Larry Williams (San Diego); C Frank Winters (N.Y. Giants).

02/12/1999

The Browns acquired defensive end **Roy Barker** and tight end **Irv Smith** from San Francisco for past considerations.

02/26/1999

The Browns traded fourth-round selection (110th overall) and fifth-round selection (134th overall) in 1999 NFL Draft to San Francisco for quarterback **Ty Detmer** and the 49ers' fourth-round selection (124th overall) in 1999. The Browns selected linebacker **Wali Rainer**.

04/18/1999

The Browns traded fourth-round draft choice (96th overall) in 1999 to San Francisco for fullback **Marc Edwards**.

04/18/1999

The Browns traded their first selection in the sixth-round (170th overall) of the 1999 NFL Draft to Seattle for Seahawks' sixth-round pick (187th overall) and Patriots' sixth-round pick (191st overall), previously obtained by Seattle. The Browns selected linebacker **Kendall Ogle** and tight end **James Dearth**.

04/18/1999

The Browns traded their second and third choice in the seventh-round (221st and 253rd overall) of the 1999 NFL Draft to Chicago for the Bears' second selection in sixth-round (174th overall). The Browns selected defensive tackle **Marcus Spriggs**.

04/22/1999

The Browns acquired running back **Sedrick Shaw** from New England for past considerations.

09/28/1999

The Browns traded defensive tackle **Jerry Ball** to Minnesota for defensive end **Stalin Colinet** and a seventh-round draft choice.

10/19/1999

The Browns traded their first choice in the sixth-round (167th overall) of the 2000 NFL Draft to Miami for running back **Karim Abdul-Jabbar**.

04/16/2000

The Browns traded their second (compensatory selection from the NFL) and third choice (acquired from Minnesota) in seventh-round (223rd and 254th overall) to Chicago for two seventh-round draft choices (209th and 225th overall). The Browns selected defensive lineman **Eric Chandler** and defensive back **Rashidi Barnes**.

08/14/2001*

The Browns traded offensive lineman **Everett Lindsay** to Minnesota for a conditional draft choice.

08/28/2001

The Browns traded wide receiver **Darrin Chiaverini** to Dallas for a conditional draft choice, however, the conditions of the trade were not met and the Browns did not receive compensation.

09/02/2001

The Browns traded quarterback **Ty Detmer** to Detroit for fourth-round choice in the 2002 NFL Draft.

09/02/2001*

The Browns traded running back **Travis Prentice** and quarterback **Spergon Wynn** to Minnesota for conditional draft choices.

10/16/2001*

The Browns traded defensive end **Stalin Colinet** to Minnesota for a conditional draft choice.

03/08/2002

The Browns traded a conditional seventh-round draft choice in 2004 to Miami for running back **J.J. Johnson**.

04/20/2002

The Browns traded linebacker **Wali Rainer** and a third-round draft choice (#79 overall) in 2001 to Jacksonville for the Jaguars' third-round draft choice (#76 overall) in 2001.

04/21/2002

The Browns traded a fifth-round draft choice (#147 overall) and a sixth-round draft choice (#189 overall) in the 2001 NFL Draft to Oakland for the Raiders' fourth-round choice (#122 overall) in 2001.

08/31/2002

The Browns traded their seventh-round draft choice in the 2003 draft to San Diego for tight end **Steve Heiden** (Chargers also have the option of switching sixth-round picks in 2003).

02/28/2003

The Browns traded tight end **Mark Campbell** to Buffalo for undisclosed 2004 draft choice.

* The Browns' trades with the Vikings involving **Everett Lindsay**, **Travis Prentice**, **Spergon Wynn** and **Stalin Colinet** ultimately resulted in the Browns receiving from Minnesota a fifth-round draft choice in the 2002 NFL Draft and a fifth-round draft choice in the 2003 NFL Draft.

	REGULAR SEASON				PLAYOFFS				COMBINED RECORD			
	W	L	T	%	W	L	T	%	W	L	T	%
Arizona Cardinals	32	11	3	0.744	0	0	0	0.000	32	11	3	0.744
Atlanta Falcons	9	2	0	0.818	0	0	0	0.000	9	2	0	0.818
Baltimore Ravens	3	5	0	0.375	0	0	0	0.000	3	5	0	0.375
Buffalo Bills	7	4	0	0.636	1	0	0	1.000	8	4	0	0.667
Carolina Panthers	0	2	0	0.000	0	0	0	0.000	0	2	0	0.000
Chicago Bears	8	4	0	0.667	0	0	0	0.000	8	4	0	0.667
Cincinnati Bengals	31	28	0	0.525	0	0	0	0.000	31	28	0	0.525
Dallas Cowboys	15	9	0	0.625	2	1	0	0.667	17	10	0	0.630
Denver Broncos	5	14	0	0.263	0	3	0	0.000	5	17	0	0.227
Detroit Lions	4	12	0	0.250	1	3	0	0.250	5	15	0	0.250
Green Bay Packers	6	9	0	0.400	0	1	0	0.000	6	10	0	0.375
Houston Texans	1	0	0	1.000	0	0	0	0.000	1	0	0	1.000
Indianapolis Colts	14	9	0	0.609	2	2	0	0.500	16	11	0	0.593
Jacksonville Jaguars	2	7	0	0.222	0	0	0	0.000	2	7	0	0.222
Kansas City Chiefs	8	8	2	0.500	0	0	0	0.000	8	8	2	0.500
Miami Dolphins	4	6	0	0.400	0	2	0	0.000	4	8	0	0.333
Minnesota Vikings	3	8	0	0.273	0	1	0	0.000	3	9	0	0.250
New England Patriots	11	6	0	0.647	1	0	0	1.000	12	6	0	0.667
New Orleans Saints	11	3	0	0.786	0	0	0	0.000	11	3	0	0.786
New York Giants	25	18	2	0.581	1	1	0	0.500	26	19	2	0.578
New York Jets	10	6	0	0.625	1	0	0	1.000	11	6	0	0.647
Oakland Raiders	4	9	0	0.308	0	2	0	0.000	4	11	0	0.267
Philadelphia Eagles	31	13	1	0.705	0	0	0	0.000	31	13	1	0.705
Pittsburgh Steelers	54	46	0	0.540	0	2	0	0.000	54	48	0	0.529
St. Louis Rams	8	8	0	0.500	2	1	0	0.667	10	9	0	0.526
San Diego Chargers	7	10	1	0.412	0	0	0	0.000	7	10	1	0.412
San Francisco 49ers	9	6	0	0.600	0	0	0	0.000	9	6	0	0.600
Seattle Seahawks	4	10	0	0.286	0	0	0	0.000	4	10	0	0.286
Tampa Bay Buccaneers	5	1	0	0.833	0	0	0	0.000	5	1	0	0.833
Tennessee Titans	32	26	0	0.552	0	1	0	0.000	32	27	0	0.542
Washington Redskins	32	9	1	0.780	0	0	0	0.000	32	9	1	0.780
NFL Total Records	395	309	10	0.561	11	20	0	0.355	406	329	10	0.552

Results vs. Arizona Cardinals

Chicago Cardinals	10-15-1950	W	34-24
at Chicago Cardinals	11-05-1950	W	10-7
at Chicago Cardinals	11-04-1951	W	34-17
Chicago Cardinals	12-02-1951	W	49-28
Chicago Cardinals	11-09-1952	W	28-13
at Chicago Cardinals	12-07-1952	W	10-0
at Chicago Cardinals	10-04-1953	W	27-7
Chicago Cardinals	11-29-1953	W	27-16
Chicago Cardinals	10-10-1954	W	31-7
at Chicago Cardinals	10-24-1954	W	35-3
at Chicago Cardinals	10-30-1955	W	26-20
Chicago Cardinals	12-11-1955	W	35-24
at Chicago Cardinals	09-30-1956	L	7-9
Chicago Cardinals	12-16-1956	L	7-24
at Chicago Cardinals	10-27-1957	W	17-7
Chicago Cardinals	12-01-1957	W	31-0
Chicago Cardinals	10-12-1958	W	35-28
at Chicago Cardinals	10-26-1958	W	38-24
at Chicago Cardinals	10-04-1959	W	34-7
Chicago Cardinals	10-18-1959	W	17-7
St. Louis Cardinals	11-13-1960	W	28-27
at St. Louis Cardinals	11-27-1960	T	17-17
St. Louis Cardinals	09-24-1961	W	20-17
at St. Louis Cardinals	10-29-1961	W	21-10
at St. Louis Cardinals	10-21-1962	W	34-7
St. Louis Cardinals	11-18-1962	W	38-14
St. Louis Cardinals	11-17-1963	L	14-20
at St. Louis Cardinals	12-01-1963	W	24-10
St. Louis Cardinals	09-20-1964	T	33-33
at St. Louis Cardinals	12-06-1964	L	19-28
St. Louis Cardinals	09-26-1965	L	13-49
at St. Louis Cardinals	12-19-1965	W	27-24
St. Louis Cardinals	09-25-1966	L	28-34
at St. Louis Cardinals	12-17-1966	W	38-10
St. Louis Cardinals	10-15-1967	W	20-16
at St. Louis Cardinals	12-10-1967	W	20-16
St. Louis Cardinals	10-13-1968	L	21-27
at St. Louis Cardinals	12-14-1968	L	16-27
St. Louis Cardinals	10-26-1969	T	21-21
at St. Louis Cardinals	12-14-1969	W	27-21
at St. Louis Cardinals	09-29-1974	L	7-29
at St. Louis Cardinals	10-28-1979	W	38-20
St. Louis Cardinals	09-08-1985	L	24-27 OT
at Phoenix Cardinals	10-23-1988	W	29-21
Arizona Cardinals	09-18-1994	W	32-0
at Arizona Cardinals	10-08-2000	L	21-29
Regular Season Totals	32-11-3	.744	
Home	14-6-2	.700	
Away	18-5-1	.783	

Results vs. Atlanta Falcons

at Atlanta Falcons	10-30-1966	W	49-17
Atlanta Falcons	10-27-1968	W	30-7
Atlanta Falcons	10-31-1971	L	14-31
at Atlanta Falcons	10-17-1976	W	20-17
at Atlanta Falcons	09-17-1978	W	24-16
Atlanta Falcons	09-27-1981	W	28-17
at Atlanta Falcons	11-18-1984	W	23-7
Atlanta Falcons	11-08-1987	W	38-3
Atlanta Falcons	12-16-1990	W	13-10
at Atlanta Falcons	11-28-1993	L	14-17
Atlanta Falcons	12-29-2002	W	24-16
Regular Season Totals	9-2-0	.818	
Home	5-1-0	.833	
Away	4-1-0	.800	

Results vs. Baltimore Ravens

at Baltimore Ravens	09-26-1999	L	10-17
Baltimore Ravens	11-07-1999	L	9-41
Baltimore Ravens	10-01-2000	L	0-12
at Baltimore Ravens	11-26-2000	L	7-44
Baltimore Ravens	10-21-2001	W	24-14
at Baltimore Ravens	11-18-2001	W	27-17
Baltimore Ravens	10-06-2002	L	21-26
at Baltimore Ravens	12-22-2002	W	14-13
Regular Season Totals	3-5-0	.375	
Home	1-3-0	.250	
Away	2-2-0	.500	

Results vs. Buffalo Bills

Buffalo Bills	11-26-1972	W	27-10
Buffalo Bills	11-24-1974	L	10-15
at Buffalo Bills	10-23-1977	W	27-16
Buffalo Bills	10-29-1978	W	41-20
at Buffalo Bills	11-01-1981	L	13-22
at Buffalo Bills	11-04-1984	W	13-10
Buffalo Bills	11-17-1985	W	17-7
at Buffalo Bills	12-07-1986	W	21-17
Buffalo Bills	11-15-1987	W	27-21
*Buffalo Bills	01-06-1990	W	34-30
Buffalo Bills	11-04-1990	L	0-42
Buffalo Bills	10-02-1995	L	19-22
Regular Season Totals	7-4-0	.636	
Home	4-3-0	.571	
Away	3-1-0	.750	
Playoffs	1-0-0	1.000	

Results vs. Carolina Panthers

Carolina Panthers	11-21-1999	L	17-31
Carolina Panthers	12-01-2002	L	6-13
Regular Season Totals	0-2-0	.000	
Home	0-2-0	.000	
Away	0-0-0	.000	

Results vs. Chicago Bears

Chicago Bears	11-25-1951	W	42-21
at Chicago Bears	11-14-1954	W	39-10
Chicago Bears	12-11-1960	W	42-0
at Chicago Bears	12-10-1961	L	14-17
Chicago Bears	10-22-1967	W	24-0
at Chicago Bears	11-30-1969	W	28-24
Chicago Bears	10-15-1972	L	0-17
Chicago Bears	11-03-1980	W	27-21
at Chicago Bears	09-07-1986	L	31-41
Chicago Bears	10-23-1989	W	27-7
Chicago Bears	11-29-1992	W	27-14
at Chicago Bears	11-04-2001	L	21-27 OT
Regular Season Totals	8-4-0	.667	
Home	6-1-0	.857	
Away	2-3-0	.400	

Results vs. Cincinnati Bengals

Cincinnati Bengals	10-11-1970	W	30-27
at Cincinnati Bengals	11-15-1970	L	10-14
at Cincinnati Bengals	10-17-1971	W	27-24
Cincinnati Bengals	12-05-1971	W	31-27
Cincinnati Bengals	10-01-1972	W	27-6
at Cincinnati Bengals	12-09-1972	W	27-24
Cincinnati Bengals	10-07-1973	W	17-10
at Cincinnati Bengals	12-09-1973	L	17-34
at Cincinnati Bengals	09-15-1974	L	7-33
Cincinnati Bengals	10-13-1974	L	24-34
at Cincinnati Bengals	09-21-1975	L	17-24

Cincinnati Bengals	11-23-1975	W	35-23
Cincinnati Bengals	10-03-1976	L	24-45
at Cincinnati Bengals	10-31-1976	L	6-21
at Cincinnati Bengals	09-18-1977	W	13-3
Cincinnati Bengals	11-06-1977	L	7-10
Cincinnati Bengals	09-10-1978	W	13-10 OT
at Cincinnati Bengals	12-17-1978	L	16-48
Cincinnati Bengals	10-21-1979	W	28-27
at Cincinnati Bengals	12-16-1979	L	12-16
Cincinnati Bengals	11-23-1980	W	31-7
at Cincinnati Bengals	12-21-1980	W	27-24
at Cincinnati Bengals	09-20-1981	W	20-17
Cincinnati Bengals	11-29-1981	L	21-41
at Cincinnati Bengals	12-12-1982	L	10-23
Cincinnati Bengals	09-15-1983	W	17-7
at Cincinnati Bengals	10-23-1983	L	21-28
at Cincinnati Bengals	10-21-1984	L	9-12
Cincinnati Bengals	12-02-1984	L	17-20 OT
at Cincinnati Bengals	11-10-1985	L	10-27
Cincinnati Bengals	11-24-1985	W	24-6
Cincinnati Bengals	09-18-1986	L	13-30
at Cincinnati Bengals	12-14-1986	W	34-3
at Cincinnati Bengals	10-18-1987	W	34-0
Cincinnati Bengals	12-13-1987	W	38-24
at Cincinnati Bengals	09-25-1988	L	17-24
Cincinnati Bengals	10-30-1988	W	23-16
at Cincinnati Bengals	09-25-1989	L	14-21
Cincinnati Bengals	12-03-1989	L	0-21
Cincinnati Bengals	10-22-1990	L	13-34
at Cincinnati Bengals	12-30-1990	L	14-21
Cincinnati Bengals	09-15-1991	W	14-13
at Cincinnati Bengals	11-03-1991	L	21-23
at Cincinnati Bengals	11-01-1992	L	10-30
Cincinnati Bengals	12-06-1992	W	37-21
Cincinnati Bengals	09-05-1993	W	27-14
at Cincinnati Bengals	10-17-1993	W	28-17
at Cincinnati Bengals	09-04-1994	W	28-20
Cincinnati Bengals	10-23-1994	W	37-13
at Cincinnati Bengals	10-29-1995	W	29-26 OT
Cincinnati Bengals	12-17-1995	W	26-10
Cincinnati Bengals	10-10-1999	L	17-18
at Cincinnati Bengals	12-12-1999	L	28-44
at Cincinnati Bengals	09-10-2000	W	24-7
Cincinnati Bengals	10-29-2000	L	3-12
at Cincinnati Bengals	10-14-2001	L	14-24
Cincinnati Bengals	11-25-2001	W	18-0
Cincinnati Bengals	09-15-2002	W	20-7
at Cincinnati Bengals	11-17-2002	W	27-20
Regular Season Totals	31-28-0	.525	
Home	19-10-0	.655	
Away	12-18-0	.400	

Results vs. Dallas Cowboys

at Dallas Cowboys	10-16-1960	W	48-7
Dallas Cowboys	10-01-1961	W	25-7
at Dallas Cowboys	12-03-1961	W	38-17
Dallas Cowboys	10-07-1962	W	19-10
at Dallas Cowboys	12-02-1962	L	21-45
at Dallas Cowboys	09-22-1963	W	41-24
Dallas Cowboys	11-24-1963	W	27-17
Dallas Cowboys	10-04-1964	W	27-6
at Dallas Cowboys	10-18-1964	W	20-16
Dallas Cowboys	10-17-1965	W	23-17
at Dallas Cowboys	11-21-1965	W	24-17
Dallas Cowboys	10-23-1966	W	30-21
at Dallas Cowboys	11-24-1966	L	14-26

Dallas Cowboys	09-17-1967	L	14-21
*at Dallas Cowboys	12-24-1967	L	14-52
at Dallas Cowboys	09-22-1968	L	7-28
*Dallas Cowboys	12-21-1968	W	31-20
Dallas Cowboys	11-02-1969	W	42-10
*at Dallas Cowboys	12-28-1969	W	38-14
Dallas Cowboys	12-12-1970	L	2-6
at Dallas Cowboys	12-07-1974	L	17-41
Dallas Cowboys	09-24-1979	W	26-7
at Dallas Cowboys	11-25-1982	L	14-31
at Dallas Cowboys	09-22-1985	L	7-20
Dallas Cowboys	12-04-1988	W	24-21
Dallas Cowboys	09-01-1991	L	14-26
at Dallas Cowboys	12-10-1994	W	19-14
Regular Season Totals	15-9-0	.625	
Home	9-3-0	.750	
Away	6-6-0	.500	
Playoffs	2-1-0	.667	

Results vs. Denver Broncos

at Denver Broncos	12-20-1970	W	27-13
Denver Broncos	10-24-1971	L	0-27
at Denver Broncos	10-29-1972	W	27-20
Denver Broncos	10-27-1974	W	23-21
at Denver Broncos	10-19-1975	L	15-16
at Denver Broncos	09-26-1976	L	13-44
Denver Broncos	11-12-1978	L	7-19
*at Denver Broncos	01-14-1980	L	21-37
Denver Broncos	10-05-1980	L	16-19
at Denver Broncos	11-08-1981	L	20-23 OT
at Denver Broncos	12-04-1983	L	6-27
Denver Broncos	09-16-1984	L	14-24
*Denver Broncos	01-11-1987	L	20-23 OT
*at Denver Broncos	01-17-1988	L	33-38
at Denver Broncos	11-13-1988	L	7-30
Denver Broncos	10-01-1989	W	16-13
at Denver Broncos	10-08-1990	W	30-29
Denver Broncos	12-08-1991	L	7-17
Denver Broncos	09-27-1992	L	0-12
Denver Broncos	11-07-1993	L	14-29
at Denver Broncos	10-30-1994	L	14-26
at Denver Broncos	10-15-2000	L	10-44
Regular Season Totals	5-14-0	.263	
Home	3-7-0	.300	
Away	3-6-0	.333	
Playoffs	0-3-0	.000	

Results vs. Detroit Lions

at Detroit Lions	11-02-1952	L	6-17
*Detroit Lions	12-18-1952	L	7-17
*at Detroit Lions	12-17-1953	L	16-17
Detroit Lions	12-19-1954	L	10-14
*Detroit Lions	12-26-1954	W	56-10
at Detroit Lions	12-08-1957	L	7-20
*at Detroit Lions	12-29-1957	L	14-59
Detroit Lions	11-09-1958	L	10-30
at Detroit Lions	12-08-1963	L	10-38
Detroit Lions	11-15-1964	W	37-21
at Detroit Lions	09-24-1967	L	14-31
Detroit Lions	10-05-1969	L	21-28
Detroit Lions	10-18-1970	L	24-41
at Detroit Lions	11-09-1975	L	10-21
at Detroit Lions	09-11-1983	W	31-26
Detroit Lions	09-28-1986	W	24-21
at Detroit Lions	11-23-1989	L	10-13
at Detroit Lions	12-13-1992	L	14-24

at Detroit Lions	10-08-1995	L	20-38
Detroit Lions	09-23-2001	W	24-14
Regular Season Totals	4-12-0		.250
Home	3-4-0		.430
Away	1-8-0		.111
Playoffs	1-3-0		.250

Results vs. Green Bay Packers

at Green Bay Packers	09-27-1953	W	27-0
Green Bay Packers	10-23-1955	W	41-10
at Green Bay Packers	11-04-1956	W	24-7
Green Bay Packers	10-15-1961	L	17-49
at Green Bay Packers	11-22-1964	L	21-28
*at Green Bay Packers	01-02-1966	L	12-23
Green Bay Packers	09-18-1966	L	20-21
at Green Bay Packers	11-12-1967	L	7-55
Green Bay Packers	12-07-1969	W	20-7
Green Bay Packers	09-17-1972	L	10-26
Green Bay Packers	10-19-1980	W	26-21
at Green Bay Packers	11-06-1983	L	21-35
Green Bay Packers	10-19-1986	L	14-17
Green Bay Packers	10-18-1992	W	17-6
Green Bay Packers	11-19-1995	L	20-31
at Green Bay Packers	12-23-2001	L	7-30
Regular Season Totals	6-9-0		.400
Home	4-5-0		.444
Away	2-4-0		.400
Playoffs	0-1-0		.000

Results vs. Houston Texans

Houston Texans	10-20-2002	W	34-17
Regular Season Totals	1-0-0		1.000
Home	1-0-0		1.000
Away	0-0-0		.000

Results vs. Indianapolis Colts

at Baltimore Colts	09-24-1950	W	31-0
Baltimore Colts	11-11-1956	L	7-21
at Baltimore Colts	11-01-1959	W	38-31
Baltimore Colts	10-14-1962	L	14-36
*Baltimore Colts	12-27-1964	W	27-0
at Baltimore Colts	10-20-1968	W	30-20
*Baltimore Colts	12-29-1968	L	0-34
at Baltimore Colts	09-26-1971	W	14-13
*Baltimore Colts	12-26-1971	L	3-20
Baltimore Colts	09-16-1973	W	24-14
at Baltimore Colts	11-02-1975	L	7-21
at Baltimore Colts	11-19-1978	W	45-24
Baltimore Colts	09-16-1979	W	13-10
at Baltimore Colts	11-09-1980	W	28-27
Baltimore Colts	10-25-1981	W	42-28
Baltimore Colts	11-27-1983	W	41-23
at Indianapolis Colts	11-02-1986	W	24-9
Indianapolis Colts	12-06-1987	L	7-9
Indianapolis Colts	09-19-1988	W	23-17
*Indianapolis Colts	01-09-1988	W	38-21
at Indianapolis Colts	12-10-1989	L	17-23 OT
at Indianapolis Colts	12-01-1991	W	31-0
at Indianapolis Colts	09-06-1992	L	3-14
at Indianapolis Colts	09-26-1993	L	10-23
at Indianapolis Colts	09-25-1994	W	21-14
Indianapolis Colts	12-26-1999	L	28-29
Indianapolis Colts	12-15-2002	L	23-28
Regular Season Totals	14-9-0		.560
Home	5-5-0		.500
Away	9-4-0		.692
Playoffs	2-2-0		.500

Results vs. Jacksonville Jaguars

Jacksonville Jaguars	10-22-1995	L	15-23
at Jacksonville Jaguars	12-24-1995	L	21-24
at Jacksonville Jaguars	10-17-1999	L	7-24
Jacksonville Jaguars	12-19-1999	L	14-24
Jacksonville Jaguars	09-03-2000	L	7-27
at Jacksonville Jaguars	12-03-2000	L	0-48
at Jacksonville Jaguars	09-30-2001	W	23-14
Jacksonville Jaguars	12-16-2001	L	10-15
at Jacksonville Jaguars	12-08-2002	W	21-20
Regular Season Totals	2-7-0		.222
Home	0-4-0		.000
Away	2-3-0		.400

Results vs. Kansas City Chiefs

at Kansas City Chiefs	11-14-1971	L	7-13
Kansas City Chiefs	10-08-1972	L	7-31
at Kansas City Chiefs	12-02-1973	T	20-20
Kansas City Chiefs	12-14-1975	W	40-14
at Kansas City Chiefs	12-12-1976	L	14-39
Kansas City Chiefs	10-30-1977	W	44-7
at Kansas City Chiefs	10-22-1978	L	3-17
at Kansas City Chiefs	09-09-1979	W	27-24
Kansas City Chiefs	09-21-1980	W	20-13
at Kansas City Chiefs	09-30-1984	L	6-10
Kansas City Chiefs	10-12-1986	W	20-7
at Kansas City Chiefs	09-04-1988	W	6-3
Kansas City Chiefs	11-19-1989	T	10-10 OT
at Kansas City Chiefs	09-30-1990	L	0-34
Kansas City Chiefs	11-24-1991	W	20-15
at Kansas City Chiefs	11-20-1994	L	13-20
Kansas City Chiefs	09-24-1995	W	35-17
Kansas City Chiefs	09-08-2002	L	39-40
Regular Season Totals	8-8-2		.500
Home	6-2-1		.722
Away	2-6-1		.278

Results vs. Miami Dolphins

at Miami Dolphins	10-25-1970	W	28-0
^at Miami Dolphins	12-24-1972	L	14-20
Miami Dolphins	10-15-1973	L	9-17
Miami Dolphins	11-28-1976	W	17-13
Miami Dolphins	11-18-1979	W	30-24 OT
^at Miami Dolphins	01-04-1986	L	21-24
Miami Dolphins	11-10-1986	W	26-16
at Miami Dolphins	12-12-1988	L	31-38
at Miami Dolphins	10-08-1989	L	10-13 OT
Miami Dolphins	11-25-1990	L	13-30
Miami Dolphins	09-14-1992	L	23-27
Miami Dolphins	10-10-1993	L	14-24
Regular Season Totals	4-6-0		.400
Home	3-4-0		.429
Away	1-2-0		.333
Playoffs	0-2-0		.000

Results vs. Minnesota Vikings

Minnesota Vikings	10-31-1965	L	17-27
Minnesota Vikings	11-19-1967	W	14-10
at Minnesota Vikings	11-09-1969	L	3-1951
^at Minnesota Vikings	01-04-1970	L	7-27
at Minnesota Vikings	11-04-1973	L	3-26
Minnesota Vikings	09-28-1975	L	10-42
at Minnesota Vikings	12-14-1980	L	23-28
Minnesota Vikings	09-04-1983	L	21-27
at Minnesota Vikings	10-26-1986	W	23-20
Minnesota Vikings	12-17-1989	W	23-17 OT
at Minnesota Vikings	11-22-1992	L	13-17

at Minnesota Vikings	12-09-1995	L	11-27
Regular Season Totals	3-8-0	.273	
Home	2-3-0	.400	
Away	1-5-0	.167	
Playoffs	0-1-0	.000	

Results vs. New England Patriots

New England Patriots	11-21-1971	W	27-7
at New England Patriots	11-10-1974	W	21-14
New England Patriots	09-26-1977	W	30-27 OT
at New England Patriots	09-07-1980	L	17-34
New England Patriots	11-21-1982	W	10-7
at New England Patriots	11-20-1983	W	30-0
New England Patriots	10-07-1984	L	16-17
New England Patriots	10-06-1985	W	24-20
at New England Patriots	10-04-1987	W	20-10
at New England Patriots	09-08-1991	W	20-0
at New England Patriots	10-25-1992	W	19-17
New England Patriots	12-19-1993	L	17-20
New England Patriots	11-06-1994	W	13-6
*New England Patriots	01-01-1995	W	23-20
at New England Patriots	09-03-1995	L	14-17
New England Patriots	10-03-1999	L	7-19
New England Patriots	11-12-2000	W	19-11
at New England Patriots	12-09-2001	L	16-27
Regular Season Totals	11-6-0	.647	
Home	6-3-0	.667	
Away	5-3-0	.625	
Playoffs	1-0-0	1.000	

Results vs. New Orleans Saints

at New Orleans Saints	10-01-1967	W	42-7
at New Orleans Saints	09-15-1968	W	24-10
New Orleans Saints	11-10-1968	W	35-17
at New Orleans Saints	10-12-1969	W	27-17
at New Orleans Saints	12-12-1971	W	21-17
New Orleans Saints	11-30-1975	W	17-16
at New Orleans Saints	10-08-1978	W	24-16
New Orleans Saints	10-18-1981	W	20-17
New Orleans Saints	10-28-1984	L	14-16
at New Orleans Saints	09-13-1987	L	21-28
at New Orleans Saints	10-14-1990	L	20-25
New Orleans Saints	12-05-1993	W	17-13
at New Orleans Saints	10-31-1999	W	21-16
at New Orleans Saints	11-24-2002	W	24-15
Totals	11-3-0	.785	
Home	4-1-0	.800	
Away	7-2-0	.777	

Results vs. New York Giants

New York Giants	10-01-1950	L	0-6
at New York Giants	10-22-1950	L	13-17
*New York Giants	12-17-1950	W	8-3
New York Giants	10-27-1951	W	14-13
at New York Giants	11-18-1951	W	10-0
New York Giants	10-12-1952	L	9-17
at New York Giants	12-14-1952	L	34-37
at New York Giants	10-25-1953	W	7-0
New York Giants	12-06-1953	W	62-14
New York Giants	10-31-1954	W	24-14
at New York Giants	11-28-1954	W	16-7
New York Giants	11-06-1955	W	24-14
at New York Giants	11-27-1955	T	35-35
New York Giants	10-14-1956	L	9-21
at New York Giants	12-09-1956	W	24-7
New York Giants	09-29-1957	W	6-3

at New York Giants	12-15-1957	W	34-28
New York Giants	11-02-1958	L	17-21
*at New York Giants	12-21-1958	L	0-10
at New York Giants	12-14-1958	L	10-13
New York Giants	10-11-1959	L	6-10
at New York Giants	12-06-1959	L	7-48
New York Giants	11-06-1960	L	13-17
at New York Giants	12-15-1960	W	48-34
New York Giants	11-26-1961	L	21-37
at New York Giants	12-17-1961	T	7-7
New York Giants	09-16-1962	W	17-7
at New York Giants	12-09-1962	L	13-17
at New York Giants	10-13-1963	W	35-24
New York Giants	10-27-1963	L	6-33
New York Giants	10-25-1964	W	42-20
at New York Giants	12-12-1964	W	52-20
at New York Giants	10-24-1965	W	38-14
New York Giants	11-14-1965	W	34-21
at New York Giants	10-02-1966	W	28-7
New York Giants	12-04-1966	W	49-40
at New York Giants	10-29-1967	L	34-38
New York Giants	12-03-1967	W	24-14
New York Giants	12-01-1968	W	45-10
New York Giants	11-23-1969	W	28-17
at New York Giants	12-21-1969	L	14-27
New York Giants	09-30-1973	W	12-10
at New York Giants	11-20-1977	W	21-7
at New York Giants	12-01-1985	W	35-33
at New York Giants	09-22-1991	L	10-13
New York Giants	12-04-1994	L	13-16
New York Giants	11-05-2000	L	3-24
Regular Season Totals	25-18-2	.581	
Home	13-10-0	.565	
Away	12-8-2	.600	
Playoffs	1-1-0	.500	

Results vs. New York Jets

New York Jets	09-21-1970	W	31-21
at New York Jets	12-17-1972	W	26-10
New York Jets	09-12-1976	W	38-17
New York Jets	12-10-1978	W	37-34 OT
at New York Jets	09-02-1979	W	25-22 OT
New York Jets	12-07-1980	W	17-14
New York Jets	12-12-1981	L	13-14
New York Jets	10-09-1983	W	10-7
New York Jets	10-14-1984	L	20-24
at New York Jets	12-22-1985	L	10-37
*New York Jets	01-11-1987	W	23-20 2OT
New York Jets	09-11-1988	L	3-23
New York Jets	09-17-1989	W	38-24
at New York Jets	09-16-1990	L	21-24
New York Jets	10-06-1991	L	14-17
New York Jets	10-02-1994	W	27-7
at New York Jets	10-27-2002	W	24-21
Regular Season Totals	10-6-0	.625	
Home	7-4-0	.636	
Away	2-3-0	.400	
Playoffs	1-0-0	1.000	

Results vs. Oakland Raiders

at Oakland Raiders	11-08-1970	L	20-23
Oakland Raiders	10-04-1971	L	20-34
at Oakland Raiders	11-18-1973	W	7-3
Oakland Raiders	10-06-1974	L	24-40
at Oakland Raiders	11-16-1975	L	17-38
Oakland Raiders	10-09-1977	L	10-26

at Oakland Raiders	12-09-1979	L	14-19
Los Angeles Raiders	10-20-1985	L	20-21
at Los Angeles Raiders	11-16-1986	L	14-27
at Los Angeles Raiders	12-20-1987	W	24-17
at Los Angeles Raiders	09-20-1992	W	28-16
at Los Angeles Raiders	09-19-1993	W	19-16
at Oakland Raiders	09-24-2000	L	10-36
Regular Season Totals	4-9-0		.308
Home	0-4-0		.000
Away	4-5-0		.444

Results vs. Philadelphia Eagles

at Philadelphia Eagles	09-16-1950	W	35-10
Philadelphia Eagles	12-03-1950	W	13-7
Philadelphia Eagles	11-11-1951	W	20-17
at Philadelphia Eagles	12-16-1951	W	24-9
at Philadelphia Eagles	10-19-1952	W	49-7
Philadelphia Eagles	11-23-1952	L	20-28
Philadelphia Eagles	10-10-1953	W	37-13
at Philadelphia Eagles	12-13-1953	L	27-42
at Philadelphia Eagles	09-26-1954	L	10-28
Philadelphia Eagles	11-21-1954	W	6-0
Philadelphia Eagles	10-09-1955	W	21-17
at Philadelphia Eagles	11-13-1955	L	17-33
at Philadelphia Eagles	11-18-1956	W	16-0
Philadelphia Eagles	12-02-1956	W	17-14
Philadelphia Eagles	10-13-1957	W	24-7
at Philadelphia Eagles	10-20-1957	L	7-17
Philadelphia Eagles	11-23-1958	W	28-14
at Philadelphia Eagles	12-01-1958	W	21-14
Philadelphia Eagles	11-08-1959	W	28-7
at Philadelphia Eagles	12-13-1959	W	28-21
at Philadelphia Eagles	09-25-1960	W	41-24
Philadelphia Eagles	10-23-1960	L	29-31
at Philadelphia Eagles	09-17-1961	L	20-27
Philadelphia Eagles	11-19-1961	W	45-24
at Philadelphia Eagles	09-30-1962	L	7-35
Philadelphia Eagles	11-04-1962	T	14-14
Philadelphia Eagles	10-20-1963	W	37-7
at Philadelphia Eagles	11-03-1963	W	23-17
at Philadelphia Eagles	09-27-1964	W	28-20
Philadelphia Eagles	11-29-1964	W	38-24
at Philadelphia Eagles	10-03-1965	W	35-17
Philadelphia Eagles	11-07-1965	W	38-34
Philadelphia Eagles	11-13-1966	W	27-7
at Philadelphia Eagles	12-11-1966	L	21-33
at Philadelphia Eagles	12-17-1967	L	24-28
Philadelphia Eagles	11-24-1968	W	47-13
at Philadelphia Eagles	09-21-1969	W	27-20
at Philadelphia Eagles	09-24-1972	W	27-17
Philadelphia Eagles	11-14-1976	W	24-3
at Philadelphia Eagles	11-04-1979	W	24-19
Philadelphia Eagles	09-19-1982	L	21-24
Philadelphia Eagles	10-16-1988	W	19-3
Philadelphia Eagles	11-10-1991	L	30-32
at Philadelphia Eagles	11-13-1994	W	26-7
Philadelphia Eagles	12-10-2000	L	24-35
Regular Season Totals	31-13-1		.705
Home	17-5-1		.773
Away	14-8-0		.636

Results vs. Pittsburgh Steelers

at Pittsburgh Steelers	10-07-1950	W	30-17
Pittsburgh Steelers	10-29-1950	W	45-7
Pittsburgh Steelers	10-21-1951	W	17-0
at Pittsburgh Steelers	12-09-1951	W	28-0

at Pittsburgh Steelers	10-04-1952	W	21-20
Pittsburgh Steelers	11-16-1952	W	29-28
Pittsburgh Steelers	11-08-1953	W	34-16
at Pittsburgh Steelers	11-22-1953	W	20-16
at Pittsburgh Steelers	10-17-1954	L	27-55
Pittsburgh Steelers	12-12-1954	W	42-7
Pittsburgh Steelers	11-20-1955	W	41-14
at Pittsburgh Steelers	12-04-1955	W	30-7
at Pittsburgh Steelers	10-06-1956	W	14-10
Pittsburgh Steelers	11-28-1956	L	16-24
at Pittsburgh Steelers	10-05-1957	W	23-12
Pittsburgh Steelers	11-10-1957	W	24-0
at Pittsburgh Steelers	10-05-1958	W	45-12
Pittsburgh Steelers	10-19-1958	W	27-10
at Pittsburgh Steelers	09-26-1959	L	7-17
Pittsburgh Steelers	11-22-1959	L	20-21
Pittsburgh Steelers	10-02-1960	W	28-20
at Pittsburgh Steelers	11-20-1960	L	10-14
at Pittsburgh Steelers	10-22-1961	W	30-28
Pittsburgh Steelers	11-05-1961	L	13-17
at Pittsburgh Steelers	10-28-1962	W	41-14
Pittsburgh Steelers	11-25-1962	W	35-14
Pittsburgh Steelers	10-05-1963	W	35-23
at Pittsburgh Steelers	11-10-1963	L	7-9
Pittsburgh Steelers	10-10-1964	L	7-23
at Pittsburgh Steelers	11-01-1964	W	30-17
Pittsburgh Steelers	10-09-1965	W	24-19
at Pittsburgh Steelers	11-28-1965	W	42-21
Pittsburgh Steelers	10-08-1966	W	41-10
at Pittsburgh Steelers	11-06-1966	L	6-16
Pittsburgh Steelers	10-07-1967	W	21-10
at Pittsburgh Steelers	11-05-1967	W	34-14
Pittsburgh Steelers	10-05-1968	W	31-24
at Pittsburgh Steelers	11-17-1968	W	45-24
Pittsburgh Steelers	10-18-1969	W	42-31
at Pittsburgh Steelers	11-16-1969	W	24-3
Pittsburgh Steelers	10-03-1970	W	15-7
at Pittsburgh Steelers	11-29-1970	L	9-28
Pittsburgh Steelers	10-10-1971	W	27-17
at Pittsburgh Steelers	11-07-1971	L	9-26
Pittsburgh Steelers	11-19-1972	W	26-24
at Pittsburgh Steelers	12-03-1972	L	0-30
at Pittsburgh Steelers	09-23-1973	L	6-33
Pittsburgh Steelers	11-25-1973	W	21-16
at Pittsburgh Steelers	10-20-1974	L	16-20
Pittsburgh Steelers	11-17-1974	L	16-26
Pittsburgh Steelers	10-05-1975	L	6-42
at Pittsburgh Steelers	12-07-1975	L	17-31
at Pittsburgh Steelers	09-19-1976	L	14-31
Pittsburgh Steelers	10-10-1976	W	18-16
Pittsburgh Steelers	10-02-1977	L	14-28
at Pittsburgh Steelers	11-13-1977	L	31-35
at Pittsburgh Steelers	09-24-1978	L	9-15 OT
Pittsburgh Steelers	10-15-1978	L	14-34
Pittsburgh Steelers	10-07-1979	L	35-51
at Pittsburgh Steelers	11-25-1979	L	30-33 OT
Pittsburgh Steelers	10-26-1980	W	27-26
at Pittsburgh Steelers	11-16-1980	L	13-16
at Pittsburgh Steelers	10-11-1981	L	7-13
Pittsburgh Steelers	11-22-1981	L	10-32
Pittsburgh Steelers	12-19-1982	W	10-9
at Pittsburgh Steelers	01-02-1983	L	21-37
at Pittsburgh Steelers	10-16-1983	L	17-44
Pittsburgh Steelers	12-18-1983	W	30-17
Pittsburgh Steelers	09-23-1984	W	20-10

at Pittsburgh Steelers	12-09-1984	L	20-23
Pittsburgh Steelers	09-16-1985	W	17-7
at Pittsburgh Steelers	11-03-1985	L	9-10
at Pittsburgh Steelers	10-05-1986	W	27-24
Pittsburgh Steelers	11-23-1986	W	37-31 OT
Pittsburgh Steelers	09-20-1987	W	34-10
at Pittsburgh Steelers	12-26-1987	W	19-13
at Pittsburgh Steelers	10-02-1988	W	23-9
Pittsburgh Steelers	11-20-1988	W	27-7
at Pittsburgh Steelers	09-10-1989	W	51-0
Pittsburgh Steelers	10-15-1989	L	7-17
Pittsburgh Steelers	09-09-1990	W	13-3
at Pittsburgh Steelers	12-23-1990	L	0-35
Pittsburgh Steelers	10-27-1991	W	17-14
at Pittsburgh Steelers	12-22-1991	L	10-17
Pittsburgh Steelers	10-11-1992	W	17-9
at Pittsburgh Steelers	12-27-1992	L	13-23
Pittsburgh Steelers	10-24-1993	W	28-23
at Pittsburgh Steelers	01-02-1994	L	9-16
Pittsburgh Steelers	09-11-1994	L	10-17
at Pittsburgh Steelers	12-18-1994	L	7-17
*at Pittsburgh Steelers	01-07-1995	L	9-29
at Pittsburgh Steelers	11-13-1995	L	3-20
Pittsburgh Steelers	11-26-1995	L	17-20
Pittsburgh Steelers	09-12-1999	L	0-43
at Pittsburgh Steelers	11-14-1999	W	16-15
Pittsburgh Steelers	09-17-2000	W	23-20
at Pittsburgh Steelers	10-22-2000	L	0-22
Pittsburgh Steelers	11-11-2001	L	12-15 OT
at Pittsburgh Steelers	01-06-2002	L	7-28
at Pittsburgh Steelers	09-29-2002	L	13-16 OT
Pittsburgh Steelers	11-03-2002	L	20-23
*at Pittsburgh Steelers	01-05-2003	L	33-36
Regular Season Totals	54-46-0		.540
Home	34-16-0		.680
Away	20-30-0		.400
Playoffs	0-2-0		.000

Results vs. San Diego Chargers

San Diego Chargers	11-01-1970	L	10-27
at San Diego Chargers	11-13-1972	W	21-17
San Diego Chargers	10-28-1973	T	16-16
at San Diego Chargers	11-03-1974	L	35-36
San Diego Chargers	10-24-1976	W	21-17
at San Diego Chargers	12-04-1977	L	14-37
San Diego Chargers	09-07-1981	L	14-44
San Diego Chargers	12-05-1982	L	13-30
at San Diego Chargers	09-25-1983	W	30-24 OT
at San Diego Chargers	09-29-1985	W	21-7
San Diego Chargers	12-21-1986	W	47-17
at San Diego Chargers	11-01-1987	L	24-27 OT
San Diego Chargers	09-23-1990	L	14-24
at San Diego Chargers	10-20-1991	W	30-24 OT
San Diego Chargers	11-15-1992	L	13-14
at San Diego Chargers	12-03-1995	L	13-31
at San Diego Chargers	12-05-1999	L	10-23
San Diego Chargers	10-07-2001	W	20-16
Regular Season Totals	7-10-1		.412
Home	3-5-1		.375
Away	4-5-0		.444

Results vs. San Francisco 49ers

San Francisco 49ers	11-12-1950	W	34-14
at San Francisco 49ers	09-30-1951	L	10-24
San Francisco 49ers	11-15-1953	W	23-21

at San Francisco 49ers	10-02-1955	W	38-3
San Francisco 49ers	11-29-1959	L	20-21
at San Francisco 49ers	12-15-1962	W	13-10
at San Francisco 49ers	11-03-1968	W	33-21
at San Francisco 49ers	09-27-1970	L	31-34
San Francisco 49ers	12-01-1974	W	7-0
San Francisco 49ers	09-03-1978	W	24-7
at San Francisco 49ers	11-15-1981	W	15-12
San Francisco 49ers	11-11-1984	L	7-41
at San Francisco 49ers	11-29-1987	L	24-38
at San Francisco 49ers	10-28-1990	L	17-20
San Francisco 49ers	09-13-1993	W	23-13
Regular Season Totals	9-6-0		.600
Home	5-2-0		.714
Away	4-4-0		.500

Results vs. Seattle Seahawks

at Seattle Seahawks	12-18-1977	L	19-20
at Seattle Seahawks	12-03-1978	L	24-47
Seattle Seahawks	11-11-1979	L	24-29
at Seattle Seahawks	10-12-1980	W	27-3
at Seattle Seahawks	12-20-1981	L	21-42
at Seattle Seahawks	09-12-1982	W	21-7
Seattle Seahawks	10-02-1983	L	9-24
at Seattle Seahawks	09-03-1984	L	0-33
at Seattle Seahawks	12-08-1985	L	13-31
Seattle Seahawks	10-09-1988	L	10-16
at Seattle Seahawks	11-12-1989	W	17-7
at Seattle Seahawks	11-14-1993	L	5-22
Seattle Seahawks	12-24-1994	W	35-9
Seattle Seahawks	09-09-2001	L	6-9
Regular Season Totals	4-10-0		.286
Home	1-4-0		.200
Away	3-6-0		.333

Results vs. St. Louis Rams

*Los Angeles Rams	12-24-1950	W	30-28
at Los Angeles Rams	10-07-1951	W	38-23
*at Los Angeles Rams	12-23-1951	L	17-24
Los Angeles Rams	09-28-1952	W	37-7
*at Los Angeles Rams	12-26-1955	W	38-14
Los Angeles Rams	11-24-1957	W	45-31
at Los Angeles Rams	09-28-1958	W	30-27
Los Angeles Rams	09-29-1963	W	20-6
at Los Angeles Rams	12-12-1965	L	7-42
Los Angeles Rams	09-29-1968	L	6-24
at Los Angeles Rams	12-16-1973	L	17-30
Los Angeles Rams	11-27-1977	L	0-9
Los Angeles Rams	11-26-1978	W	30-19
at Los Angeles Rams	10-04-1981	L	16-27
at Los Angeles Rams	09-09-1984	L	17-20
Los Angeles Rams	10-26-1987	W	30-17
Los Angeles Rams	12-02-1990	L	23-38
at Los Angeles Rams	12-26-1993	W	42-14
at St. Louis Rams	10-24-1999	L	3-34
Regular Season Totals	8-8-0		.500
Home	5-3-0		.625
Away	3-5-0		.375
Playoffs	2-1-0		.667

Results vs. Tampa Bay Buccaneers

at Tampa Bay Buccaneers	11-21-1976	W	24-7
at Tampa Bay Buccaneers	09-28-1980	W	34-27
Tampa Bay Buccaneers	11-13-1983	W	20-0
at Tampa Bay Buccaneers	11-05-1989	W	42-31

Tampa Bay Buccaneers	09-10-1995	W	22-6
at Tampa Bay Buccaneers	10-13-2002	L	3-17
Regular Season Totals	5-1-0	.833	
Home	2-0-0	1.000	
Away	3-1-0	.750	

Results vs. Tennessee Titans

Houston Oilers	11-22-1970	W	28-14
at Houston Oilers	12-07-1970	W	21-10
Houston Oilers	09-19-1971	W	31-0
at Houston Oilers	11-28-1971	W	37-24
at Houston Oilers	10-22-1972	W	23-17
Houston Oilers	11-05-1972	W	20-0
Houston Oilers	10-21-1973	W	42-13
at Houston Oilers	11-11-1973	W	23-13
Houston Oilers	09-22-1974	W	20-7
at Houston Oilers	12-15-1974	L	24-28
Houston Oilers	10-12-1975	L	10-40
at Houston Oilers	12-21-1975	L	10-21
at Houston Oilers	11-07-1976	W	21-7
Houston Oilers	12-05-1976	W	13-10
at Houston Oilers	10-16-1977	W	24-23
Houston Oilers	12-11-1977	L	15-19
Houston Oilers	10-30-1978	L	13-16
at Houston Oilers	11-05-1978	L	10-14
at Houston Oilers	09-30-1979	L	10-31
Houston Oilers	12-02-1979	W	14-7
Houston Oilers	09-15-1980	L	7-16
at Houston Oilers	11-30-1980	W	17-14
Houston Oilers	09-13-1981	L	3-9
at Houston Oilers	12-03-1981	L	13-17
at Houston Oilers	12-26-1982	W	20-14
Houston Oilers	10-30-1983	W	25-19 OT
at Houston Oilers	12-11-1983	L	27-34
Houston Oilers	11-25-1984	W	27-10
at Houston Oilers	12-16-1984	W	27-20
at Houston Oilers	10-13-1985	W	21-6
Houston Oilers	12-15-1985	W	28-21
at Houston Oilers	09-14-1986	W	23-20
Houston Oilers	11-30-1986	W	13-10 OT
Houston Oilers	10-11-1987	L	10-15
at Houston Oilers	11-22-1987	W	40-7
at Houston Oilers	11-07-1988	L	17-24
Houston Oilers	12-18-1988	W	28-23
*Houston Oilers	12-24-1988	L	23-24
Houston Oilers	10-29-1989	W	28-17
at Houston Oilers	12-23-1989	W	24-20
Houston Oilers	11-18-1990	L	23-35
at Houston Oilers	12-09-1990	L	14-58
at Houston Oilers	11-17-1991	L	24-28
Houston Oilers	12-15-1991	L	14-17
at Houston Oilers	11-08-1992	W	24-14
Houston Oilers	12-20-1992	L	14-17
Houston Oilers	11-21-1993	L	20-27
at Houston Oilers	12-12-1993	L	17-19
at Houston Oilers	10-13-1994	W	11-8
Houston Oilers	11-27-1994	W	34-10
at Houston Oilers	09-17-1995	W	14-7
Houston Oilers	11-05-1995	L	10-37
at Tennessee Titans	09-19-1999	L	9-26
Tennessee Titans	11-28-1999	L	21-33
at Tennessee Titans	11-19-2000	L	10-24
Tennessee Titans	12-17-2000	L	0-24
Tennessee Titans	12-02-2001	L	15-31
at Tennessee Titans	12-30-2001	W	41-38

at Tennessee Titans	09-22-2002	W	31-28 OT
Regular Season Totals	32-26-0	.551	
Home	14-14-0	.500	
Away	18-12-0	.600	
Playoffs	0-1-0	.000	

Results vs. Washington Redskins

Washington Redskins	11-19-1950	W	20-14
at Washington Redskins	12-10-1950	W	45-21
Washington Redskins	10-14-1951	W	45-0
Washington Redskins	10-26-1952	W	19-15
at Washington Redskins	11-30-1952	W	48-24
at Washington Redskins	10-18-1953	W	30-14
Washington Redskins	11-01-1953	W	27-3
Washington Redskins	11-07-1954	W	62-3
at Washington Redskins	12-05-1954	W	34-14
Washington Redskins	09-25-1955	L	17-27
at Washington Redskins	10-16-1955	W	24-14
at Washington Redskins	10-21-1956	L	9-20
Washington Redskins	11-25-1956	L	17-20
Washington Redskins	11-03-1957	W	21-17
at Washington Redskins	11-17-1957	T	30-30
at Washington Redskins	11-16-1958	W	20-10
Washington Redskins	11-30-1958	W	21-14
Washington Redskins	10-25-1959	W	34-7
at Washington Redskins	11-15-1959	W	31-17
at Washington Redskins	10-30-1960	W	31-10
Washington Redskins	12-04-1960	W	27-16
Washington Redskins	10-08-1961	W	31-7
at Washington Redskins	11-12-1961	W	17-6
Washington Redskins	09-23-1962	L	16-17
at Washington Redskins	11-11-1962	L	9-17
Washington Redskins	09-15-1963	W	37-14
at Washington Redskins	12-15-1963	W	27-20
at Washington Redskins	09-13-1964	W	27-13
Washington Redskins	11-08-1964	W	34-24
at Washington Redskins	09-19-1965	W	17-7
Washington Redskins	12-05-1965	W	24-16
at Washington Redskins	09-11-1966	W	38-14
Washington Redskins	11-20-1966	W	14-3
Washington Redskins	11-26-1967	W	42-37
at Washington Redskins	12-08-1968	W	24-21
Washington Redskins	09-28-1969	W	27-23
at Washington Redskins	12-19-1971	W	20-13
Washington Redskins	10-26-1975	L	7-23
Washington Redskins	10-14-1979	L	9-13
Washington Redskins	10-27-1985	L	7-14
at Washington Redskins	11-27-1988	W	17-13
at Washington Redskins	10-13-1991	L	17-42
Regular Season Totals	32-9-1	.774	
Home	16-6-0	.727	
Away	16-3-1	.825	

*Indicates playoff game

HISTORY
RANKING BY YARDS (SINCE 1971)

YEAR	OFFENSE			DEFENSE		
	TOTAL	RUSHING	PASSING	TOTAL	RUSHING	PASSING
1971	18	20	9	17	23	4
1972	19	19	21	16	24	3
1973	23	13	23	11	15	9
1974	20	14	23	23	25	8
1975	21	14	21	19	15	23
1976	10	9	11	9	4	13
1977	9	8	10	20	19	13
1978	5	5	8	25	11	28
1979	3	14	6	24	27	19
1980	5	26	2	23	6	28
1981	4	20	4	16	18	15
1982	17	23	12	23	26	14
1983	10	19	6	9	14	9
1984	24	21	18	2	15	3
1985	21	8	25	9	10	12
1986	9	22	8	19	18	15
1987	9	21	5	3	2	8
1988	18	24	9	6	15	6
1989	16	21	11	7	10	9
1990	25	28	12	17	23	15
1991	19	24	9	18	21	15
1992	18	19	17	14	7	19
1993	20	17	19	12	12	13
1994	16	14	19	7	13	7
1995	21	22	14	24	20	24
1999	31	31	29	31	31	11
2000	31	30	30	26	29	12
2001	31	31	28	22	29	11
2002	23	23	18	21	27	15

Sept. 26, 1977—Cleveland 30, New England 27, at Cleveland; Browns won coin toss. Brian Sipe threw a 22-yard pass to Dave Logan at Patriots' 19. Don Cockroft kicked a 35-yard field goal at 4:45.

Sept. 10, 1978—Cleveland 13, Cincinnati 10, at Cleveland; Browns won toss. Larry Collins returned a kickoff 41 yards to the Browns' 47. Don Cockroft kicked a 27-yard field goal at 4:30.

Sept. 24, 1978—Pittsburgh 15, Cleveland 9, at Pittsburgh; Steelers won toss. Bennie Cunningham scored on a 37-yard "gadget" pass from Terry Bradshaw at 3:43. Steelers started winning drive on their own 21.

Dec. 9, 1978—Cleveland 37, New York Jets 34, at Cleveland; Browns won toss. Don Cockroft kicked a 22-yard field goal at 3:07.

Sept. 2, 1979—Cleveland 25, New York Jets 22, at New York; Jets won toss. Pat Leahy's 43-yard field goal attempt was wide right at 4:41. Johnny Evans' punt was blocked by Donald Dykes and recovered by Tom Newton. Chuck Ramsey punted into the end zone for a touchback. Evans punted and Bruce Harper returned to the Jets' 24. Matt Robinson's pass was intercepted by Oliver Davis and returned 33 yards to Jets' 31. Don Cockroft kicked a 27-yard field goal at 14:45.

Nov. 18, 1979—Cleveland 30, Miami 24, at Cleveland; Browns won toss. Brian Sipe passed 39 yards to Reggie Rucker for touchdown at 1:59.

Nov. 25, 1979—Pittsburgh 33, Cleveland 30, at Pittsburgh; Browns won toss. Brian Sipe's pass was intercepted by Mel Blount on the Steelers' four. Terry Bradshaw's pass was intercepted by Ron Bolton on Browns' 12. Johnny Evans punted and Theo Bell returned to the Steelers' 17. Matt Bahr kicked a 37-yard field goal at 4:51.

Nov. 8, 1981—Denver 23, Cleveland 20, at Denver; Browns won toss. Dennis Smith recovered Calvin Hill's fumble at the Denver 48. Craig Morton's 33-yard pass to Rick Upchurch and six-yard run by Dave Preston set up Fred Steinfort's 30-yard field goal at 4:10.

Sept. 25, 1983—Cleveland 30, San Diego 24, at San Diego; Browns won toss. Harry Holt scored on 48-yard pass play from Brian Sipe at 1:53.

Oct. 30, 1983—Cleveland 25, Houston 19, at Cleveland; Oilers won toss. Teams traded punts. Mike Whitwell intercepted Gifford Nielsen's pass and returned it to the Oilers' 20. Boyce Green scored a touchdown on next play at 6:34.

Dec. 2, 1984—Cincinnati 20, Cleveland 17, at Cleveland; Browns won toss. Browns failed to get first down and Steve Cox punted 41 yards. John Simmons returned the punt 30 yards to the Browns' 35. Jim Breech kicked a 35-yard field goal at 4:34.

Sept. 8, 1985—St. Louis 27, Cleveland 24, at Cleveland; Cardinals won toss. Ron Wolfley returned the kickoff 24 yards to the St. Louis 36. The Cardinals gained 46 yards in nine plays before Neil O'Donoghue kicked a 35-yard field goal at 5:27.

Nov. 23, 1986—Cleveland 37, Pittsburgh 31, at Cleveland; Browns won toss. Following an exchange of possessions, Bernie Kosar threw a 36-yard touchdown pass to Webster Slaughter at 6:37.

Nov. 30, 1986—Cleveland 13, Houston 10, at Cleveland; Houston won toss and elected to kickoff. The Browns' drive was stalled. Frank Minnifield intercepted Oliver Luck. The Browns' drive halted. Minnifield intercepted Luck again. Mark Moseley kicked a 29-yard field goal at 14:44.

Jan. 3, 1987—Cleveland 23, N.Y. Jets 20 (2 OT), at Cleveland (AFC Divisional Playoffs); Jets won coin toss in first overtime. Dave Jennings punted to Browns' 26. Browns drove to Jets 5. Mark Moseley missed 23-yard field goal (wide right). Jennings punted to Browns 38. Jeff Gossett punt-

ed to Jets 19. Jennings punted to Browns 31. Moseley kicked 27-yard field goal following a 60-yard drive at 2:02 (2nd OT).

Jan. 11, 1987—Denver 23, Cleveland 20, at Cleveland (AFC Championship); Browns won toss. Jeff Gossett punted to Gerald Willhite, who returned the ball to the Denver 25. Rich Karlis kicked a 33-yard field goal at 5:48.

Nov. 1, 1987—San Diego 27, Cleveland 24, at San Diego; Browns won toss. Bernie Kosar's pass intended for Ernest Byner was intercepted by Vencie Glenn. Vince Abbott kicked 33-yard field goal at 2:16.

Oct. 8, 1989—Miami 13, Cleveland 10, at Miami; Browns won toss. Matt Bahr missed a 44-yard field goal wide left. Pete Stoyanovich kicked a 35-yard field goal at 8:37.

Nov. 19, 1989—Cleveland 10, Kansas City 10, at Cleveland; Browns won toss. Each team had three possessions. Nick Lowery was short on a 47-yard field goal attempt at :17.

Dec. 10, 1989—Indianapolis 23, Cleveland 17, at Indianapolis; Browns won toss. Matt Bahr missed a 35-yard field goal wide left. The Colts punted. Bernie Kosar's pass was intercepted by Mike Prior, who returns 58 yards for a TD at 4:06.

Dec. 17, 1989—Cleveland 23, Minnesota 17, at Cleveland; Browns won toss. After both teams punted, Mike Pagel threw a 14-yard pass to Van Waiters on a fake 31-yard field goal attempt at 5:30.

Oct. 20, 1991—Cleveland 30, San Diego 24, at San Diego; Chargers won toss. The teams exchanged possessions. David Brandon scored on a 30-yard interception of John Friesz at 9:02.

Oct. 29, 1995—Cleveland 29, Cincinnati 26, at Cincinnati; Browns won toss. On the Bengals' second possession, Carl Banks tipped a Jeff Blake pass into the hands of Dana Hall, who returned the ball to the Cincinnati 45. Earnest Byner raced 23 yards on a draw to set up Matt Stover's 28-yard field goal with 8:30 left in overtime.

Nov. 4, 2001—Chicago 27, Cleveland 21, at Chicago; Bears won toss. The Browns shut down Chicago on the first series of overtime, forcing a Chicago punt. On the third play of Cleveland's first possession in overtime, Brian Robinson tips a pass from Tim Couch and the ball is intercepted by Mike Brown, who returns it for the winning touchdown with 12:10 left in overtime.

Nov. 11, 2001—Pittsburgh 15, Cleveland 12, at Cleveland; Steelers won toss. The Steelers took the opening kickoff ran 8 times for 58 yards, including 48 yards by Jerome Bettis, to set up a 32-yard field goal by Kris Brown with 9:38 remaining in overtime.

Sept. 22, 2002—Cleveland 31, Tennessee 28, at Tennessee; Browns won the toss. Cleveland overcame a 14-point fourth quarter deficit to force overtime. The Browns took the opening kickoff and drove 65 yards on eight plays to set up a 33-yard field goal by Phil Dawson.

Sept. 29, 2002—Pittsburgh 16, Cleveland 13, at Pittsburgh; Steelers won toss. Cleveland rookie LB Andra Davis intercepted Steelers' QB Tommy Maddox on Pittsburgh's first possession, but Browns K Phil Dawson missed a 45-yard field goal attempt. Pittsburgh answered with an 11-play, 52-yard drive, capped by a 31-yard field goal by K Todd Peterson. Peterson's first attempt at the game-winner on third down was blocked by the Browns but recovered by Pittsburgh behind the line of scrimmage to set up another fourth down kick.

NOTE—Cleveland's overtime record is 13-11-1 (14-12-1 including postseason). The Browns set a team record with four overtime games in 1989, tying for second most in NFL history. The Browns are 1-1 in postseason overtime games. Coin toss results (includes post-season): Browns won toss (9-7-1); Browns lost toss (5-5).

BY BROWNS

11/25/2001	vs. Cincinnati Bengals	18-0
9/18/1994	vs. Arizona Cardinals	32-0
12/01/1991	at Indianapolis Colts	31-0
9/08/1991	at New England Patriots	20-0
9/10/1989	at Pittsburgh Steelers	51-0
10/18/1987	at Cincinnati Bengals	34-0*
11/20/1983	at New England Patriots	30-0
11/13/1983	vs. Tampa Bay Buccaneers	20-0
12/01/1974	vs. San Francisco 49ers	7-0
11/05/1972	vs. Houston Oilers	20-0
9/19/1971	vs. Houston Oilers	31-0
10/25/1970	at Miami Dolphins	28-0
10/22/1967	vs. Chicago Bears	24-0
12/27/1964	vs. Baltimore Colts	27-0**
12/11/1960	vs. Chicago Bears	42-0
12/01/1957	vs. Chicago Cardinals	31-0
11/10/1957	vs. Pittsburgh Steelers	24-0
11/18/1956	at Philadelphia Eagles	16-0
11/21/1954	vs. Philadelphia Eagles	6-0
10/25/1953	at New York Giants	7-0
9/27/1953	at Green Bay Packers	27-0
12/07/1952	at Chicago Cardinals	10-0
12/09/1951	at Pittsburgh Steelers	28-0
11/18/1951	at New York Giants	10-0
10/21/1951	vs. Pittsburgh Steelers	17-0
10/14/1951	vs. Washington Redskins	45-0
9/24/1950	at Baltimore Colts	31-0

* replacement game, during 1987 players' strike

** NFL Championship Game

BY OPPONENTS

12/17/2000	vs. Tennessee Titans	0-24
12/03/2000	at Jacksonville Jaguars	0-48
10/22/2000	at Pittsburgh Steelers	0-22
10/01/2000	vs. Baltimore Ravens	0-12
9/12/1999	vs. Pittsburgh Steelers	0-43
9/27/1992	vs. Denver Broncos	0-12
12/23/1990	at Pittsburgh Steelers	0-35
11/04/1990	vs. Buffalo Bills	0-42
9/30/1990	at Kansas City Chiefs	0-34
12/03/1989	vs. Cincinnati Bengals	0-21
9/03/1984	at Seattle Seahawks	0-33
11/27/1977	vs. Los Angeles Rams	0-9
12/03/1972	at Pittsburgh Steelers	0-30
10/15/1972	vs. Chicago Bears	0-17
10/24/1971	vs. Denver Broncos	0-27
12/29/1968	vs. Baltimore Colts	0-34**
12/21/1958	at New York Giants	0-10#
10/01/1950	vs. New York Giants	0-6

Playoff Game

**NFL Championship Game

The Browns have won 27 NFL games by shut-out and lost 14. Cleveland registered eight shutouts in the AAFC, and was never shutout.

1970s

Sept. 21, 1970*CLEVELAND 31, New York Jets 21	at Cleveland
Dec. 7, 1970CLEVELAND 21, Houston 10	at Houston
Oct. 4, 1971Oakland 34, CLEVELAND 20	at Cleveland
Nov. 13, 1972CLEVELAND 21, San Diego 17	at San Diego
Oct. 15, 1973Miami 17, CLEVELAND 9	at Cleveland
Sept. 26, 1977CLEVELAND 30, New England 27 (OT)	at Cleveland
Sept. 24, 1979CLEVELAND 26, Dallas 7	at Cleveland

1980s

Sept. 15, 1980Houston 16, CLEVELAND 7	at Cleveland
Nov. 3, 1980CLEVELAND 27, Chicago 21	at Cleveland
Sept. 7, 1981San Diego 44, CLEVELAND 14	at Cleveland
Dec. 3, 1981**Houston 17, CLEVELAND 13	at Houston
Sept. 15, 1983**CLEVELAND 17, Cincinnati 7	at Cleveland
Sept. 16, 1984#Denver 24, CLEVELAND 14	at Cleveland
Sept. 16, 1985CLEVELAND 17, Pittsburgh 7	at Cleveland
Sept. 18, 1986**Cincinnati 30, CLEVELAND 13	at Cleveland
Nov. 10, 1986CLEVELAND 26, Miami 16	at Cleveland
Oct. 26, 1987CLEVELAND 30, L.A. Rams 17	at Cleveland
Nov. 29, 1987#San Francisco 38, CLEVELAND 24	at San Francisco
Sept. 19, 1988CLEVELAND 23, Indianapolis 17	at Cleveland
Nov. 7, 1988Houston 24, CLEVELAND 17	at Houston
Dec. 12, 1988Miami 38, CLEVELAND 31	at Miami
Sept. 25, 1989Cincinnati 21, CLEVELAND 14	at Cincinnati
Oct. 23, 1989CLEVELAND 27, Chicago 7	at Cleveland
Dec. 23, 1989##CLEVELAND 24, Houston 20	at Houston

1990s

Oct. 8, 1990CLEVELAND 30, Denver 29	at Denver
Oct. 22, 1990Cincinnati 34, CLEVELAND 13	at Cleveland
Nov. 17, 1991#Houston 28, CLEVELAND 24	at Houston
Sept. 14, 1992Miami 27, CLEVELAND 23	at Cleveland
Sept. 13, 1993CLEVELAND 23, San Francisco 13	at Cleveland
Oct. 13, 1994**CLEVELAND 11, Houston 8	at Houston
Oct. 2, 1995Buffalo 22, CLEVELAND 19	at Cleveland
Nov. 13, 1995Pittsburgh 20, CLEVELAND 3	at Pittsburgh
Sept. 12, 1999#Pittsburgh 43, CLEVELAND 0	at Cleveland

2000s

Oct. 6, 2002#Baltimore 26, CLEVELAND 21	at Cleveland
---------------	---------------------------------	--------------

Overall: 16-18 Home: 11-10 Away: 5-8

* First game ever on Monday Night Football

Monday Nights Except: **Thursday Night, #Sunday Night, ##Saturday Night



Gene Hickerson

YEAR-BY-YEAR

ALL-AMERICA FOOTBALL CONFERENCE

1946 (1-0)

Brooklyn Dodgers at Akron (35,964)35-20

1947 (1-0)

Baltimore Colts at Akron (35,106)28-0

1948 (1-1)

Buffalo Bisons at Akron (28,069)35-21

Baltimore Colts at Toledo (13,433)17-21

1949 (2-0-1)

Chicago Rockets at Toledo (13,500)21-0

San Francisco 49ers (31,157)21-21

New York Yankees at Akron (19,441)28-21

NATIONAL FOOTBALL LEAGUE

1950 (5-0)

Green Bay Packers at Toledo (10,000)38-7

Baltimore Colts at Cincinnati (21,000)34-7

Detroit Lions at Akron (23,670)35-14

Chicago Bears (51,076)27-23

Pittsburgh Steelers at Buffalo (15,259)41-31

1951 (4-1)

College All-Stars (92,180)33-0

New York Yankees at Akron (25,820)52-0

at Detroit Lions (35,165)20-21

at Chicago Bears (67,342)32-21

Los Angeles Rams (38,851)7-6

1952 (2-2)

at Green Bay Packers (22,215)21-14

Chicago Bears (37,976)14-7

Detroit Lions at Syracuse (26,000)21-28

San Francisco 49ers at Akron (30,119)31-35

1953 (4-1-1)

at San Francisco 49ers (36,273)20-7

at Los Angeles Rams (21,440)9-27

at Detroit Lions (39,985)24-24

Baltimore Colts at Akron (20,000)23-21

at Chicago Bears (36,796)20-14

Green Bay Packers (22,336)21-13

1954 (2-3)

at Green Bay Packers (15,747)14-13

at Los Angeles Rams (58,567)10-38

at San Francisco 49ers (46,877)21-38

Detroit Lions at Dallas (42,000)31-56

Chicago Bears (17,631)35-7

1955 (1-5)

College All-Stars (75,000)27-30

Green Bay Packers at Akron (22,000)13-7

at San Francisco 49ers (41,604)14-17

Los Angeles Rams (35,948)21-38

Detroit Lions (29,581)3-19

at Chicago Bears (43,067)21-24

1956 (2-5)

College All-Stars (75,000)26-0

at San Francisco 49ers (38,741)17-28

at Los Angeles Rams (40,175)6-17

Green Bay Packers (15,456)20-21

at Detroit Lions (48,105)0-17

Detroit Lions at Akron (28,201)14-31

at Chicago Bears (56,543)24-14

1957 (2-4)

at Detroit Lions (40,150)10-20

Pittsburgh Steelers at Akron (26,669)28-13

at San Francisco 49ers (32,840)17-21

at Los Angeles Rams (45,011)14-20

Detroit Lions (34,369)23-7

at Chicago Bears (47,354)3-29

1958 (3-3)

Pittsburgh Steelers at Akron (27,202)10-0

at Detroit Lions (36,662)7-17

at Los Angeles Rams (41,387)13-10

at San Francisco 49ers (31,339)16-21

at Chicago Bears (52,669)31-42

Detroit Lions (35,343)41-7

1959 (2-4)

at Pittsburgh Steelers (27,432)20-34

Detroit Lions at Akron (22,654)3-9

at San Francisco 49ers (24,737)14-17

at Los Angeles Rams (55,883)27-24

at Detroit Lions (33,435)28-31

Chicago Bears (25,316)33-31

1960 (5-1)

at Detroit Lions (24,620)28-14

at Pittsburgh Steelers (16,360)27-24

at Los Angeles Rams (48,175)17-22

San Francisco 49ers at Portland (25,898)26-24

Chicago Bears at Akron (21,568)16-10

Detroit Lions (25,911)14-10

1961 (3-2)

at Detroit Lions (25,602)7-35

at San Francisco 49ers (38,759)27-24

at Los Angeles Rams (40,086)34-17

Pittsburgh Steelers at Akron (27,758)38-6

Detroit Lions (41,374)17-35

1962 (5-0)

at Detroit Lions (34,241)17-14

Pittsburgh Steelers (77,683)33-10

San Francisco 49ers at Portland (27,161)34-27

at Los Angeles Rams (43,118)26-24

at Chicago Bears (57,878)28-24

1963 (2-3)

at Detroit Lions (37,248) 10-24
 Baltimore Colts (83,218) 7-21
 at San Francisco 49ers (28,335) 24-7
 at Los Angeles Rams (45,623) 23-14
 Pittsburgh Steelers at Canton (18,462) 7-16

1964 (4-1)

at San Francisco 49ers (27,404) 7-26
 at Los Angeles Rams (43,183) 56-31
 Pittsburgh Steelers at Akron (27,255) 42-7
 at Detroit Lions (36,946) 35-14
 Green Bay Packers (83,736) 20-17

1965 (5-1)

College All-Stars (68,000) 24-16
 at San Francisco 49ers (22,000) 37-21
 at Los Angeles Rams (29,508) 21-19
 at Detroit Lions (28,803) 28-14
 Green Bay Packers (83,118) 14-30
 Pittsburgh Steelers at Akron (23,162) 28-16

1966 (3-2)

at Los Angeles Rams (63,285) 6-16
 at San Francisco 49ers (27,867) 28-17
 at Atlanta Falcons (48,548) 42-3
 Baltimore Colts (83,418) 17-24
 Pittsburgh Steelers at Birmingham (23,590) 13-10

1967 (1-5)

Philadelphia Eagles at Canton (17,500) 13-28
 at San Francisco 49ers (27,482) 14-42
 at Los Angeles Rams (36,942) 17-24
 at Atlanta Falcons (52,240) 31-34
 Green Bay Packers (84,236) 21-30
 at Minnesota Vikings (40,012) 42-14

1968 (2-3)

at Los Angeles Rams (64,020) 21-23
 at San Francisco 49ers (26,801) 31-17
 at New Orleans Saints (70,045) 27-40
 at Buffalo Bills (45,448) 22-12
 Green Bay Packers (84,918) 9-31

1969 (3-2-1)

San Francisco 49ers at Seattle (32,219) 21-16
 at Los Angeles Rams (54,937) 10-7
 at San Diego Chargers (36,005) 19-19
 Green Bay Packers (85,532) 17-27
 at Washington Redskins (45,994) 20-10
 Minnesota Vikings at Akron (28,561) 16-23

1970 (2-4)

at Los Angeles Rams (71,559) 17-30
 San Francisco 49ers at Tampa (41,851) 17-10
 Kansas City Chiefs at Memphis (31,532) 13-16
 at Cincinnati Bengals (57,112) 24-31
 Minnesota Vikings (83,043) 21-24
 at New York Giants (62,461) 30-29

1971 (1-5)

at San Francisco 49ers (40,000) 24-38

at Los Angeles Rams (52,503) 5-17
 at Dallas Cowboys (69,099) 15-16
 Chicago Bears at South Bend (43,568) 19-20
 New York Giants (82,710) 30-7
 at St. Louis Cardinals (46,171) 13-27

1972 (0-6)

at Los Angeles Rams (64,803) 3-13
 at San Francisco 49ers (58,364) 13-20
 Detroit Lions at Ann Arbor (58,422) 7-34
 Minnesota Vikings (70,583) 17-20
 Cincinnati Bengals at Columbus (84,816) 21-27
 at New York Giants (60,152) 21-28

1973 (2-3-1)

San Francisco 49ers (65,707) 16-27
 at Los Angeles Rams (54,385) 21-21
 Cincinnati Bengals at Columbus (73,421) 24-6
 Atlanta Falcons at Knoxville (40,831) 20-17
 Detroit Lions (64,088) 13-16
 New York Giants at Akron (30,751) 10-21

1974 (2-4)

at Los Angeles Rams (28,021) 21-24
 San Francisco 49ers (24,008) 21-20
 Baltimore Colts at Tampa (25,116) 3-37
 Washington Redskins (44,528) 17-20
 Cincinnati Bengals at Columbus (36,326) 21-17
 at Detroit Lions (42,905) 7-21

1975 (2-4)

at San Francisco 49ers (45,560) 13-17
 Philadelphia Eagles (35,769) 14-6
 at Washington Redskins (15,513) 14-23
 Buffalo Bills (31,155) 20-34
 New York Giants at Seattle (20,000) 24-20
 Detroit Lions (32,341) 24-27

1976 (4-2)

Baltimore Colts at Lincoln (20,304) 0-21
 Atlanta Falcons at Stillwater (24,227) 31-7
 Minnesota Vikings (44,336) 31-7
 at Philadelphia Eagles (20,600) 21-17
 New England Patriots (36,016) 30-27
 at Buffalo Bills (37,951) 10-28

1977 (3-3)

Washington Redskins (32,554) 14-16
 at Minnesota Vikings (45,370) 33-34
 St. Louis Cardinals (31,308) 19-10
 Chicago Bears (36,598) 14-7
 at Green Bay Packers (53,180) 19-14
 at Detroit Lions (49,168) 20-24

1978 (2-2)

New York Giants (30,636) 7-21
 at Buffalo Bills (23,241) 20-10
 Detroit Lions (31,345) 14-10
 at New England Patriots (42,696) 10-21

1979 (2-2)

at New York Giants (30,905) 7-27

Baltimore Colts (43,056)	24-3
at Detroit Lions (55,623)	10-21
at Washington Redskins (40,039)	21-9

1980 (1-3)

at Kansas City Chiefs (38,055)	0-42
Washington Redskins (54,986)	3-12
at Chicago Bears (57,688)	33-31
at Minnesota Vikings (47,262)	16-38

1981 (2-3)

Atlanta Falcons at Canton (23,921)	24-10
Pittsburgh Steelers (78,610)	31-35
at Buffalo Bills (32,306)	13-10
Buffalo Bills (41,495)	20-31
at Green Bay Packers (56,191)	18-35

1982 (4-0)

at Detroit Lions (54,275)	17-16
Los Angeles Rams (60,794)	26-23
at New Orleans Saints (55,689)	20-17
at Los Angeles Raiders (38,840)	27-10

1983 (3-1)

at Green Bay Packers (41,866)	21-20
at Buffalo Bills (25,886)	27-10
at Denver Broncos (73,244)	10-19
Los Angeles Raiders (61,844)	20-17

1984 (1-3)

Pittsburgh Steelers (47,381)	14-31
at Los Angeles Rams (41,882)	21-10
at Kansas City Chiefs (33,074)	13-31
at Philadelphia Eagles (40,030)	19-20

1985 (2-2)

at San Diego Chargers (42,300)	7-12
Philadelphia Eagles (46,236)	28-14
at Buffalo Bills (23,145)	31-28
Los Angeles Raiders (44,926)	7-26

1986 (4-0)

Buffalo Bills (58,982)	19-17
at Miami Dolphins (50,815)	17-10
at Atlanta Falcons (33,637)	27-21
at Los Angeles Raiders (57,780)	25-22

1987 (3-1)

St. Louis Cardinals (78,650)	31-16
at New York Giants (41,008)	10-24
at Atlanta Falcons (35,960)	23-3
Green Bay Packers at Mil. (37,707) ..(OT)	30-24

1988 (3-1)

Detroit Lions (78,065)	13-10
at Tampa Bay Buccaneers (50,074)	23-3
New York Jets at Montreal (39,112)	7-11
New York Giants (71,129)	17-13

1989 (1-4)

Philadelphia Eagles at London (73,677)	13-17
at Detroit Lions (44,536)	25-24
Pittsburgh Steelers (71,939)	21-24

at Phoenix Cardinals (36,667)	7-21
Tampa Bay Buccaneers (62,486)	10-27

1990 (1-4)

Chicago Bears at Canton (23,952)	0-13
at Green Bay Packers (52,625)	25-10
Minnesota Vikings (60,989)	20-23
Washington Redskins (62,444)	13-31
at New York Giants (33,148)	10-28

1991 (2-2)

Tampa Bay Buccaneers (64,753)	10-23
New York Giants (54,445)	16-10
at Washington Redskins (51,137)	24-21 (OT)
at Minnesota Vikings (45,925)	7-31

1992 (2-2)

Atlanta Falcons (59,566)	7-0
at New York Giants (46,788)	7-16
Minnesota Vikings (55,755)	3-56
at Tampa Bay Buccaneers (40,883)	24-3

1993 (2-2)

at Washington Redskins (36,455)	12-41
New England Patriots at Toronto (33,012) ..	12-9
Los Angeles Rams (51,361)	21-10
at Tampa Bay Buccaneers (45,668)	20-23

1994 (3-1)

at New York Giants (59,684)	24-15
Detroit Lions (47,455)	16-7
Atlanta Falcons (51,602)	28-7
at Indianapolis Colts (39,052)	7-24

1995 (2-2)

New York Giants (45,046)	13-19
Chicago Bears (49,891)	55-13
at Atlanta Falcons (41,813)	10-19
at Arizona Cardinals (40,903)	31-17

1999 (2-3)

Dallas Cowboys at Canton (25,156) ..(OT)	20-17
at Tampa Bay Buccaneers (63,963)	3-30
Minnesota Vikings (71,398)	17-24
Chicago Bears (72,388)	35-24
at Philadelphia Eagles (64,978)	17-30

2000 (1-3)

Philadelphia Eagles (72,518)	33-22
at Chicago Bears (66,944)	6-19
Washington Redskins (71,818)	0-24
at Green Bay Packers (59,687)	33-34

2001 (2-2)

Green Bay Packers (71,218)	10-3
Tampa Bay Buccaneers (72,018)	7-6
at Washington Redskins (67,014)	25-27
at Carolina Panthers (70,444)	20-23 (OT)

2002 (2-2)

at Minnesota Vikings (63,532)	27-15
Detroit Lions (70,218)	24-23
at Green Bay Packers (62,668)	20-27
Carolina Panthers (68,718)	19-20

ALL-AMERICA FOOTBALL CONFERENCE

1946: 12-2 (Points: 423-137)

Coach: Paul Brown

1946 USUAL STARTING LINEUPS

Offense

LE	58	Mac Speedie
LT	40	J. Daniell, 48 E. Blandin
LG	36	Ed Ulinski
C	20	Mike Scarry
RG	32	L. Houston, 30 B. Willis
RT	44	Lou Rymkus
RE	56	D. Lavelli, 50 J. Yonakor
QB	60	Otto Graham
RB	90	Edgar Jones
RB	85	Don Greenwood
FB	76	Marion Motley

Defense

LDE	52	G. Young, 55 J. Harrington
LDT	48	E. Blandin, 40 J. Daniell
MG	30	Bill Willis
RDT	42	C. Adams, 49 L. Simonetti
RDE	50	J. Yonakor
LLB	76	Marion Motley
MLB	66	Lou Saban
RLB	20	Mike Scarry
LCB	85	D. Greenwood, 82 B. Lund
RCB	92	Tom Colella
S	62	Cliff Lewis

Radio Announcers:

Bob Neal, Stan Gee (WGAR 1220 AM)

1st Western Division

09/06	Miami Seahawks (60,135) (N).....W	44-0
09/13	at Chicago Rockets (51,962) (N)..W	20-6
09/22	at Buffalo Bisons (30,302).....W	28-0
09/29	New York Yankees (57,084).....W	24- 7
10/06	Brooklyn Dodgers (43,713).....W	26- 7
10/12	at New York Yankees (34,252) (N)W	7-0
10/20	Los Angeles Dons (71,134).....W	31-14
10/27	San Francisco 49ers (70,385).....L	20-34
11/03	at Los Angeles Dons (24,800).....L	16-17
11/10	at San Francisco 49ers (41,061) ..W	14-7
11/17	Chicago Rockets (60,457).....W	51-14
11/24	Buffalo Bisons (37,054).....W	42-17
12/03	at Miami Seahawks (9,083).....W	34-0
12/08	at Brooklyn Dodgers (14,600).....W	66-14

CHAMPIONSHIP

12/22	New York Yankees (40,469).....W	14-9
-------	---------------------------------	------

1947: 12-1-1 (Points: 410-185)

Coach: Paul Brown

Top Draft Choice: FB Dick Hoerner

1947 USUAL STARTING LINEUPS

Offense

LE	58	Mac Speedie
LT	42	C. Adams, 48 E. Blandin
LG	36	E. Ulinski, 38 W. Humble
C	20	M. Scarry, 22 F. Gatski
RG	32	L. Houston, 30 B. Willis
RT	44	L. Rymkus
RE	56	Dante Lavelli
QB	60	Otto Graham
RB	99	B. Boedeker, 92 T. Colella
RB	85	D. Greenwood, 86 L. Mayne
FB	76	Marion Motley

Defense

LDE	52	George Young
LDT	42	Chet Adams
MG	30	Bill Willis
RDT	49	Len Simonetti
RDE	50	John Yonakor
LLB	76	Marion Motley
MLB	72	Lou Saban
RLB	38	Weldon Humble
LCB	85	D. Greenwood, 82 B. Lund
RCB	92	Tom Colella
S	62	Cliff Lewis

Radio Announcers:

Bob Neal, Bill Mayer (WGAR 1220 AM)

1st Western Division

09/05	Buffalo Bills (63,263) (N).....W	30-14
09/12	at Brooklyn Dodgers (18,876) (N)..W	55-7
09/21	Baltimore Colts (44,257).....W	28-0
09/26	at Chicago Rockets (18,450) (N) ..W	41-21
10/05	New York Yankees (80,067).....W	26-17
10/12	Los Angeles Dons (63,124).....L	10-13
10/19	Chicago Rockets (35,266).....W	31-28
10/26	at San Francisco 49ers (54,483) ..W	14-7
11/02	at Buffalo Bills (43,167).....W	28-7
11/09	Brooklyn Dodgers (30,279).....W	13-12
11/16	San Francisco 49ers (76,504).....W	37-14
11/23	at New York Yankees (70,060).....T	28-28
11/27	at Los Angeles Dons (45,009).....W	27-17
12/07	at Baltimore Colts (20,574).....W	42-0

CHAMPIONSHIP

12/14	at New York Yankees (61,879).....W	14-3
-------	------------------------------------	------

ALL-AMERICA FOOTBALL CONFERENCE

1948: 14-0 (Points: 389-190)

Coach: Paul Brown

Top Draft Choice: HB Jeff Durkota

1949: 9-1-2 (Points: 339-171)

Coach: Paul Brown

Top Draft Choice: QB Jack Mitchell

1948 USUAL STARTING LINEUPS

Offense

LE	58	Mac Speedie
LT	46	Lou Groza
LG	36	Ed Ulinski
C	22	Frank Gatski
RG	32	L. Houston, 34 B. Gaudio
RT	44	Lou Rymkus
RE	56	Dante Lavelli
QB	60	Otto Graham
RB	90	Edgar Jones
RB	86	Dub Jones
FB	76	Marion Motley

Defense

LDE	52	George Young
LDT	48	Forrest Grigg
MG	30	Bill Willis
RDT	42	C. Adams, 49 L. Simonetti
RDE	50	John Yonakor
LLB	38	Weldon Humble
MLB	20	Lou Saban
RLB	74	Tony Adamle
LCB	66	W. Lahr, 92 T. Colella
RCB	82	Tommy James
S	62	Cliff Lewis

Radio Announcers:

Bob Neal, Bill Mayer (WGAR 1220 AM)

Television Announcers:

Bob Neal, Stan Gee (Dumont TV Network)

1st Western Division

09/03	Los Angeles Dons (60,193) (N)....W	19-14
09/12	at Buffalo Bills (35,340).....W	42-13
09/17	at Chicago Rockets (30,874) (N) ..W	28-7
09/26	Chicago Rockets (37,190)W	21-10
10/05	at Baltimore Colts (22,359) (N)....W	14-10
10/10	Brooklyn Dodgers (31,187)W	30-17
10/17	Buffalo Bills (28,054)W	31-14
10/24	New York Yankees (46,912)W	35-7
11/07	Baltimore Colts (32,314)W	28-7
11/14	San Francisco 49ers (82,769)W	14-7
11/21	at New York Yankees (52,518)W	34-21
11/25	at Los Angeles Dons (60,031).....W	31-14
11/28	at San Francisco 49ers (59,785) ..W	31-28
12/05	at Brooklyn Dodgers (9,821).....W	31-21

CHAMPIONSHIP

12/19	Buffalo Bills (22,981)W	49-7
-------	-------------------------------	------

1949 USUAL STARTING LINEUPS

Offense

LE	58	Mac Speedie
LT	46	Lou Groza
LG	36	Ed Ulinski
C	22	Frank Gatski
RG	32	L. Houston, 34 B. Gaudio
RT	44	Lou Rymkus
RE	56	Dante Lavelli
QB	60	Otto Graham
RB	90	E. Jones, 99 B. Boedecker
RB	86	Dub Jones
FB	76	Marion Motley

Defense

LDE	52	G. Young, 53 B. O'Connor
LDT	48	F. Grigg, 42 D. Palmer
MG	30	Bill Willis
RDT	48	F. Grigg, 44 L. Rymkus
RDE	50	J. Yonakor, 59 H. Gillom
LLB	74	Tony Adamle
MLB	38	W. Humble, 35 A. Agase
RLB	20	L. Saban, 23 T. Thompson
LCB	80	Warren Lahr
RCB	82	Tommy James
S	62	Cliff Lewis

Radio Announcers:

Bob Neal, Bill Mayer (WGAR 1220 AM)

Television Announcers:

Bob Neal, Bill Mayer (Dumont TV Network)

1st Western Division

09/05	at Buffalo Bills (31,839)	T	28-28
09/11	Baltimore Colts (21,621)	W	21-0
09/18	New York Yankees (26,312)	W	14-3
09/25	at Baltimore Colts (36,837)	W	28-20
10/02	Los Angeles Dons (30,465)	W	42-7
10/09	at San Francisco 49ers (59,720)....	L	28-56
10/14	at Los Angeles Dons (27,427).....	W	61-14
10/30	San Francisco 49ers (72,189)	W	30-28
11/06	Chicago Hornets (16,506)	W	35-2
11/13	Buffalo Bills (22,511).....	T	7-7
11/20	at New York Yankees (50,711)	W	31-0
11/24	at Chicago Hornets (5,031).....	W	14-6

PLAYOFF

12/04	Buffalo Bills (17,270)	W	31-21
-------	------------------------------	---	-------

CHAMPIONSHIP

12/11	San Francisco 49ers (22,550)	W	21-7
-------	------------------------------------	---	------

1950

Coach: Paul Brown
Top Draft Choice: HB Ken Carpenter

1950 USUAL STARTING LINEUPS

Offense		Defense	
LE 58 Mac Speedie	LDE 52 George Young	LDE 52 George Young	
LT 46 L. Groza, 42 D. Palmer	LDT 48 F. Grigg, 42 D. Palmer	LDT 48 F. Grigg, 42 D. Palmer	
LG 34 A. Gibron, 38 W. Humble	MG 30 Bill Willis	MG 30 Bill Willis	
C 22 Frank Gatski	RDT 45 John Kissell	RDT 45 John Kissell	
RG 32 Lin Houston	RDE 53 Len Ford	RDE 53 Len Ford	
RT 44 Lou Rymkus	LLB 74 Tony Adamle	LLB 74 Tony Adamle	
RE 56 Dante Lavelli	MLB 38 W. Humble	MLB 38 W. Humble	
WR 86 Dub Jones	35 A. Agase	35 A. Agase	
QB 60 Otto Graham	RLB 20 Hal Herring	RLB 20 Hal Herring	
RB 90 R. Bumgardner	LCB 80 Warren Lahr	LCB 80 Warren Lahr	
84 K. Carpenter	RCB 82 Tommy James	RCB 82 Tommy James	
RB 76 Marion Motley	S 62 C. Lewis, 85 K. Gorgall	S 62 C. Lewis, 85 K. Gorgall	

Radio Announcers:
 Bob Neal, Don Cordray (WERE 1300 AM)

Television Announcers:
 Bob Neal, Bill Mayer (Dumont TV Network)

Date	Result	Opponent	Att.
09/16	W 35-10	at Philadelphia Eagles	71,237
09/24	W 31-0	at Baltimore Colts	15,201
10/01	L 0-6	New York Giants	37,647
10/07	W 30-17	at Pittsburgh Steelers	35,590
10/15	W 34-24	Chicago Cardinals	33,774
10/22	L 13-17	at New York Giants	41,734
10/29	W 45-7	Pittsburgh Steelers	40,714
11/05	W 10-7	at Chicago Cardinals	38,456
11/12	W 34-14	San Francisco 49ers	28,786
11/19	W 20-14	Washington Redskins	21,908
12/03	W 13-7	Philadelphia Eagles	37,490
12/10	W 45-21	at Washington Redskins	30,143
12/17	W 8-3	New York Giants	33,054
12/24	W 30-28	Los Angeles Rams	29,751

Team Statistics	Browns	Opponent
Total First Downs	199	184
Rushing	104	96
Passing	86	71
Penalty	9	17
Total Net Yards	3,537	2,963
Avg. Per Game	328.1	246.9
Total Plays	717	743
Avg. Per Play	5.5	4.0
Net Yards Rushing	2,089	1,573
Avg. Per Game	174.1	131.1
Total Rushes	457	451
Net Yards Passing	1,679	1,390
Avg. Per Game	139.9	115.8
Sacked/Yards Lost	0/305	0/191
Gross Yards	1,984	1,581
Attempts/Completions	260/139	292/121
Completion Pct.	53.5%	41.4%
Had Intercepted	21	31
Punts/Avg.	66/43.2	69/41.5
Net Punting Avg.	66/40.0	69/34.7
Penalties/Yards Lost	104/968	62/554
Fumbles/Ball Lost	26/12	37/24
Touchdowns	38	19
Rushing	20	10
Passing	15	8
Returns	3	1

Score By Periods	1st	2nd	3rd	4th	OT	Total
Browns	69	84	57	100	0	310
Opponents	39	35	35	35	0	144

Scoring	Ru	Pa	Sr	DI	PAT	2Ru	2Pa	FG	Saf	TP
Groza, Lou	0	1	0	0	29/29	0	0	13/19	0	74
Jones, Dub	6	5	0	0	0/0	0	0	0/0	0	66
Graham, Otto	6	0	0	0	0/0	0	0	0/0	0	36

Passing	Att	Cmp	Yds	Pct	Ay/At	TD	TD%	Int	Int%	LG	TkId	Rating
Graham, Otto	253	137	1,943	54.2	7.68	14	5.5	20	7.9	80t	0/291	64.7
Lewis, Cliff	4	1	38	25.0	9.50	1	25.0	0	0.0	38t	0/14	106.3
Gillom, Horace	1	1	3	100.0	3.00	0	0.0	0	0.0	3	0/0	79.2
Carpenter, Ken	1	0	0	0.0	0.00	0	0.0	1	100.0	0	0/0	0.0
Groza, Lou	1	0	0	0.0	0.00	0	0.0	0	0.0	0	0/0	39.6
Browns	260	139	1,984	53.5	7.63	15	5.8	21	8.1	80t	0/305	64.0
Opponents	292	121	1,581	41.4	5.41	8	2.7	31	10.6	64	0/191	28.7

Lavelli, Dante	0	5	0	0	0/0	0	0	0/0	0	0	0	30
Motley, M.	3	1	0	0	0/0	0	0	0/0	0	0	0	24
Phelps, Don	2	0	1	0	0/0	0	0	0/0	0	0	0	18
Bumgardner, R	2	1	0	0	0/0	0	0	0/0	0	0	0	18
Lahr, Warren	0	0	0	2	0/0	0	0	0/0	0	0	0	12
Grigg, Forrest	0	0	0	0	9/9	0	0	0	0	1/2	0	12
Carpenter, K.	1	0	0	0	0/0	0	0	0/0	0	0	0	6
Gillom, Horace	0	1	0	0	0/0	0	0	0/0	0	0	0	6
Speedie, Mac	0	1	0	0	0/0	0	0	0/0	0	0	0	6
Kissell, John	0	0	0	0	0/0	0	0	0/0	0	0	0	1
Browns	20	15	1	2	38/38	0	0	14/21	1	310	1	140
Opponents	10	8	1	0	18/19	0	0	4/11	0	4	11	132

Rushing	No	Yds	Avg	LG	TD
Motley, Marion	140	810	5.8	69t	3
Jones, Dub	83	384	4.6	61t	6
Bumgardner, Rex	67	231	3.4	26	2
Graham, Otto	55	145	2.6	20	6
Phelps, Don	39	198	5.1	33	2
Carpenter, Ken	35	181	5.2	61t	1
Cole, Emerson	26	105	4.0	16	0
Moselle, Dom	5	39	7.8	15	0
Adamle, Tony	3	8	2.7	3	0
Lewis, Cliff	2	-1	-0.5	2	0
James, Tommy	1	-1	-1.0	-1	0
Humble, Weldon	1	-10	-10.0	-10	0
Browns	457	2,089	4.6	69t	20
Opponents	451	1,573	3.5	48	10

Receiving	No	Yds	Avg	LG	TD
Speedie, Mac	42	548	13.0	45	1
Lavelli, Dante	37	565	15.3	43	5
Jones, Dub	31	458	14.8	80t	5
Motley, Marion	11	151	13.7	41	1
Bumgardner, Rex	9	112	12.4	25t	1
Carpenter, Ken	5	45	9.0	16	0
Gillom, Horace	2	54	27.0	38t	1
Phelps, Don	1	28	28.0	28	0
Groza, Lou	1	23	23.0	23t	1
Browns	139	1,984	14.3	80t	15
Opponents	121	1,581	13.1	64	8

Interceptions	No	Yds	Avg	LG	TD
James, Tommy	9	69	7.7	34	0
Lahr, Warren	8	99	12.4	30t	2
Gorgal, Ken	6	23	3.8	13	0
Martin, Jim	2	15	7.5	14	0
Herring, Hal	2	12	6.0	9	0
Adamle, Tony	1	17	17.0	13	0
Agase, Alex	1	14	14.0	14	0
Phelps, Don	1	9	9.0	9	0
Lewis, Cliff	1	4	4.0	4	0
Browns	31	262	8.5	34	2
Opponents	21	262	12.5	41	0

Punting	No	Yds	Avg	In20	TB	LG	Blk
Gillom, Horace	66	2,849	43.2	0	5	75	1
Browns	66	2,849	43.2	0	5	75	1
Opponents	69	2,864	41.5	0	6	65	0

Punt Returns	No	FC	Yds	Avg	LG	TD
Phelps, Don	13	0	174	13.4	54t	1
Moselle, Dom	7	0	126	18.0	48	0
Gorgal, Ken	4	0	83	20.8	33	0
Carpenter, Ken	4	0	58	14.5	27	0
James, Tommy	0	0	15	0.0	0	0
Lewis, Cliff	2	0	13	6.5	8	0
Browns	30	0	469	15.6	54t	1
Opponents	32	0	210	6.6	32	0

Kickoff Returns	No	Yds	Avg	LG	TD
Phelps, Don	12	325	27.1	61	0
Moselle, Dom	5	107	21.4	29	0
Carpenter, Ken	5	98	19.6	25	0
Adamle, Tony	4	53	13.3	22	0
Gillom, Horace	3	51	17.0	23	0
Cole, Emerson	1	22	22.0	22	0
Martin, Jim	1	14	14.0	14	0
Rymkus, Lou	1	0	0.0	0	0
Browns	32	670	20.9	61	0
Opponents	43	988	23.0	71	0

YEAR-BY-YEAR
 1950 REGULAR SEASON RESULTS (10-2)

1951

Coach: Paul Brown

Top Draft Choice: HB/S Kenny Konz

1951 USUAL STARTING LINEUPS

Offense

LE	58	M. Speedie
59	H. Gillom	
LT	46	Lou Groza
LG	34	Abe Gibron
C	22	Frank Gatski
RG	38	Bob Gaudio
RT	44	Lou Rymkus
RE	56	Dante Lavelli
WR	86	Dub Jones
QB	60	Otto Graham
RB	84	K. Carpenter
	90	R. Bumgardner
RB	70	E. Cole, 76 M. Motley

Defense

LDE	52	George Young
LDT	48	F. Grigg, 42 D. Palmer
MG	30	Bill Willis
RDT	45	John Kissell
RDE	53	Len Ford
LLB	74	Tony Adamle
MLB	35	Alex Agase
RLB	20	Hal Herring
LCB	80	Warren Lar
RCB	82	Tommy James
S	62	Cliff Lewis

Radio Announcers:

Bob Neal, Phil McLean (WERE 1300 AM)

Television Announcers:

Bob Neal, Bill Moyer (Dumont TV Network)

Graham, Otto	3	0	0	1	0/0	0	0	0/0	0	24
Speedie, Mac	0	3	0	0	0/0	0	0	0/0	0	18
Taseff, Carl	2	0	0	0	0/0	0	0	0/0	0	12
Bumgardner, R.	1	1	0	0	0/0	0	0	0/0	0	12
Lahr, Warren	0	0	0	2	0/0	0	0	0/0	0	12
Ornstaglio, B.	0	1	0	0	0/0	0	0	0/0	0	6
Young, George	0	0	0	1	0/0	0	0	0/0	0	6
Gillom, Horace	0	0	1	0	0/0	0	0	0/0	0	6
Motley, Marion	1	0	0	0	0/0	0	0	0/0	0	6
Phelps, Don	1	0	0	0	0/0	0	0	0/0	0	6
Cole, Emerson	1	0	0	0	0/0	0	0	0/0	0	6
Browns	20	18	1	4	43/43	0	0	0/23	0	331
Opponents	8	10	2	0	18/20	0	0	4/14	1	152

Rushing	No	Yds	Avg	LG	TD
Jones, Dub	104	492	4.7	43t	7
Carpenter, Ken	85	402	4.7	30	4
Motley, Marion	61	273	4.5	26	1
Cole, Emerson	46	252	5.5	23	1
Bumgardner, Rex	45	126	2.8	20	1
Graham, Otto	35	29	0.8	12	3
Phelps, Don	16	65	4.1	16	1
Taseff, Carl	13	49	3.8	15	2
Jagade, Harry	7	30	4.3	22	0
Lewis, Cliff	3	-10	-3.3	1	0
Browns	415	1,708	4.1	43t	20
Opponents	428	1,454	3.4	35	8

Receiving	No	Yds	Avg	LG	TD
Lavelli, Dante	43	586	13.6	47	6
Speedie, Mac	34	589	17.3	51	3
Jones, Dub	30	570	19.0	81t	5
Carpenter, Ken	12	183	15.3	45t	2
Gillom, Horace	11	164	14.9	24	0
Motley, Marion	10	52	5.2	34	0
Bumgardner, Rex	5	61	12.2	19	1
Cole, Emerson	4	30	7.5	17	0
Ornstaglio, Bob	1	20	20.0	20t	1
Taseff, Carl	1	18	18.0	18	0
Browns	151	2,273	15.1	81t	18
Opponents	151	1,978	13.1	61	10

Interceptions	No	Yds	Avg	LG	TD
Lahr, Warren	5	95	19.0	29	2
Lewis, Cliff	5	46	9.2	20	0
Shula, Don	4	23	5.8	16	0
Thompson, Tommy	2	23	11.5	17	0
Agase, Alex	2	7	3.5	6	0
James, Tommy	2	1	0.5	1	0
Herring, Hal	1	28	28.0	28	0
Adamle, Tony	1	12	12.0	8	0
Browns	22	235	10.7	29	2
Opponents	17	95	5.6	36	1

Punting	No	Yds	Avg	In20	TB	LG	Bklt
Gillom, Horace	73	3,321	45.5	0	8	66	0
Browns	73	3,321	45.5	0	8	66	0
Opponents	69	2,746	39.8	0	3	75	1

Punt Returns	No	FC	Yds	Avg	LG	TD
Carpenter, Ken	14	0	173	12.4	49	0
Lewis, Cliff	14	0	48	3.4	11	0
Taseff, Carl	1	0	6	6.0	6	0
Phelps, Don	1	0	3	3.0	3	0
Browns	30	0	230	7.7	49	0
Opponents	49	0	340	6.9	30	0

Kickoff Returns	No	Yds	Avg	LG	TD
Carpenter, Ken	9	196	21.8	48	0
Bumgardner, Rex	3	75	25.0	33	0
Phelps, Don	3	66	22.0	25	0
Taseff, Carl	3	56	18.7	20	0
Jagade, Harry	2	36	18.0	19	0
Cole, Emerson	2	28	14.0	20	0
Gillom, Horace	2	25	12.5	15	0
Gaudio, Bob	1	8	8.0	8	0
Shula, Don	1	6	6.0	6	0
Gibron, Abe	1	0	0.0	0	0
Browns	27	496	18.4	48	0
Opponents	34	763	22.4	41	0

Date	Result	Opponent	Att.
09/30	L 10-24	at San Francisco 49ers	52,219
10/07	W 38-23	at Los Angeles Rams	67,186
10/14	W 45-0	Washington Redskins	33,968
10/21	W 17-0	Pittsburgh Steelers	32,409
10/27	W 14-13	New York Giants	56,947
11/04	W 34-17	at Chicago Cardinals	19,742
11/11	W 20-17	Philadelphia Eagles	36,571
11/18	W 10-0	at New York Giants	52,215
11/25	W 42-21	Chicago Bears	40,969
12/02	W 49-28	Chicago Cardinals	30,550
12/09	W 28-0	at Pittsburgh Steelers	24,229
12/16	W 24-9	at Philadelphia Eagles	16,263

NFL Championship

12/23	L 17-24	at Los Angeles Rams	57,540
-------	---------	---------------------	--------

Team Statistics	Browns	Opponent
Total First Downs	203	201
Rushing	92	88
Passing	99	81
Penalty	12	32
Total Net Yards	3,847	3,002
Avg. Per Game	320.6	250.2
Total Plays	702	758
Avg. Per Play	5.5	4.0
Net Yards Rushing	1,708	1,454
Avg. Per Game	142.3	121.2
Total Rushes	415	428
Net Yards Passing	1,902	1,548
Avg. Per Game	158.5	129.0
Sacked/Yards Lost	0/371	0/430
Gross Yards	2,273	1,978
Attempts/Completions	271/151	330/151
Completion Pct.	55.7%	45.8%
Had Intercepted	17	22
Punts/Avg.	73/45.5	69/39.8
Net Punting Avg.	73/40.8	69/36.5
Penalties/Yards Lost	117/1,017	59/505
Fumbles/Ball Lost	25/18	35/29
Touchdowns	43	20
Rushing	20	8
Passing	18	10
Returns	5	2

Score By Periods	1st	2nd	3rd	4th	OT	Tot.
Browns	80	79	100	72	0	331
Opponents	34	19	44	55	0	152

Scoring	Ru	Pa	St	O/D	PAT	2Pt	FG	Saf	TP	
Groza, Lou	0	0	0	0	43/43	0	0	10/23	0	73
Jones, Dub	7	5	0	0	0/0	0	0	0/0	0	72
Carpenter, K.	4	2	0	0	0/0	0	0	0/0	0	36
Lavelli, Dante	0	6	0	0	0/0	0	0	0/0	0	36

Passing	Att	Cmp	Yds	Pct	Av/At	TD	TD%	Int	Int%	LG	Tkld	Rating
Graham, Otto	265	147	2,205	55.5	8.32	17	6.4	16	6.0	81t	0/371	79.2
Lewis, Cliff	6	4	68	66.7	11.33	1	16.7	1	16.7	20	0/0	104.9
Browns	271	151	2,273	55.7	8.39	18	6.6	17	6.3	81t	0/371	79.5
Opponents	330	151	1,978	45.8	5.99	10	3.0	22	6.7	61	0/430	47.5

1952

Coach: Paul Brown

Top Draft Choice: DB Bert Rechichar

1952 USUAL STARTING LINEUPS

Offense

LE 88	Mac Speedie
LT 76	Lou Groza
LG 64	Abe Gibrón
C 52	Frank Gatski
RG 62	L. Houston
65	J. Skibinski
RT 78	John Sandusky
RE 83	Darrel Brewster
WR 40	Dub Jones
QB 14	Otto Graham
RB 22	Rex Bumgardner
RB 36	Marion Motley

Defense

LDE 82	George Young
LDT 74	Bob Gain
MG 60	Bill Willis
ROT 72	Derrrell Palmer
RDE 80	Len Ford
LLB 34	Walt Michaels
MLB 54	Tommy Thompson
RLB 50	Hal Herring
RCB 42	T. James
44	D. Shula
LCB 24	Warren Lahr
S 15	Bert Rechichar

Radio Announcers:

Ken Coleman, Bob Bousma (WTAM 1100 AM)

Television Announcers:

Don Wattrick, Lou Saban (WXEL-Channel 9)

Howard, S.	0	3	0	0	0/0	0	0	0/0	0	18
Jagade, Harry	2	1	0	0	0/0	0	0	0/0	0	18
Motley, Marion	1	2	0	0	0/0	0	0	0/0	0	18
Ford, Len	0	0	0	1	0/0	0	0	0/0	0	6
Brewster, D.	0	1	0	0	0/0	0	0	0/0	0	6
Gillom, Horace	0	1	0	0	0/0	0	0	0/0	0	6
Gain, Bob	0	0	0	0	3/3	0	0	0/0	0	3
Young, George	0	0	0	0	0/0	0	0	0/0	1	2
Team, Stat	0	0	0	0	0/1	0	0	0/0	0	0
Browns	12	22	1	1	35/36	0	0	19/33	1	210
Opponents	11	17	1	0	25/29	0	0	4/11	1	313

Rushing		No	Yds	Avg	LG	TD
Motley, Marion	104	444	4.3	59	1	
Carpenter, Ken	72	408	5.7	37	3	
Jones, Dub	65	270	4.2	35	2	
Jagade, Harry	57	373	6.5	30	2	
Graham, Otto	39	128	3.3	21	4	
Howard, Sherman	34	95	2.8	22	0	
Renfro, Ray	10	26	2.6	11	0	
Bumgardner, Rex	9	38	4.2	24	0	
Ratterman, George	1	2	2.0	2	0	
Browns	391	1,784	4.6	59	12	
Opponents	411	1,386	3.4	69	11	

Receiving		No	Yds	Avg	LG	TD
Speedie, Mac	62	911	14.7	50	5	
Jones, Dub	43	651	15.1	63t	4	
Lavelli, Dante	21	336	16.0	41	4	
Carpenter, Ken	16	136	8.5	41t	1	
Motley, Marion	13	213	16.4	68t	2	
Howard, Sherman	11	219	19.9	57t	3	
Jagade, Harry	9	203	22.6	47t	1	
Brewster, Darrel	4	117	29.3	47t	1	
Gillom, Horace	4	45	11.3	21	1	
Renfro, Ray	1	8	8.0	8	0	
Browns	184	2,839	15.4	68t	22	
Opponents	141	2,028	14.4	70t	17	

Interceptions		No	Yds	Avg	LG	TD
Rechichar, Bert	6	79	13.2	25	0	
Lahr, Warren	5	51	10.2	14	0	
James, Tommy	4	40	10.0	18	0	
Michaels, Walt	4	26	6.5	7	0	
Bumgardner, Rex	2	33	16.5	33	0	
Thompson, Tommy	1	21	21.0	21	0	
Browns	22	250	11.4	33	0	
Opponents	26	389	15.0	46	1	

Punting		No	Yds	Avg	In20	TB	LG	Blk
Gillom, Horace	61	2,787	45.7	0	6	73	1	
Browns	61	2,787	45.7	0	6	73	1	
Opponents	84	3,408	40.6	0	3	60	0	

Punt Returns		No	FC	Yds	Avg	LG	TD
Renfro, Ray	22	0	169	7.7	34	1	
Carpenter, Ken	10	0	139	13.9	54t	0	
Rechichar, Bert	8	0	47	5.9	16	0	
Bumgardner, Rex	10	0	35	3.5	10	0	
Phepls, Don	5	0	15	3.0	10	0	
Skibinski, Joe	0	0	5	0.0	5	0	
Browns	55	0	410	7.5	54t	1	
Opponents	39	0	307	7.9	38	0	

Kickoff Returns		No	Yds	Avg	LG	TD
Carpenter, Ken	11	234	21.3	40	0	
Renfro, Ray	8	130	16.3	26	0	
Bumgardner, Rex	5	89	17.8	21	0	
Cole, Emerson	4	71	17.8	22	0	
Rechichar, Bert	4	70	17.5	19	0	
Motley, Marion	3	88	29.3	35	0	
Jagade, Harry	3	58	19.3	21	0	
Sharkey, Ed	2	24	12.0	15	0	
Howard, Sherman	1	22	22.0	22	0	
Michaels, Walter	1	16	16.0	16	0	
Brewster, Darrel	1	11	11.0	11	0	
Gillom, Horace	1	9	9.0	7	0	
Skibinski, Joe	1	8	8.0	8	0	
Gain, Bob	1	0	0.0	0	0	
Gibrón, Abe	1	0	0.0	0	0	
Browns	47	830	17.7	40	0	
Opponents	47	1,107	23.6	43	0	

Date	Result	Opponent	Att.
09/28	W 37-7	Los Angeles Rams	57,832
10/04	W 21-20	at Pittsburgh Steelers	27,923
10/12	L 9-17	New York Giants	51,858
10/19	W 49-7	at Philadelphia Eagles	27,874
10/26	W 19-15	Washington Redskins	32,486
11/02	L 6-17	at Detroit Lions	56,029
11/09	W 29-13	Chicago Cardinals	34,097
11/16	W 29-28	Pittsburgh Steelers	34,973
11/23	L 20-28	Philadelphia Eagles	28,948
11/30	W 48-24	at Washington Redskins	22,679
12/07	W 10-0	at Chicago Cardinals	24,541
12/14	L 34-37	at New York Giants	41,610

NFL Championship

12/28	L 7-17	Detroit Lions	50,934
-------	--------	---------------	--------

Team Statistics	Browns	Opponent
Total First Downs	228	186
Rushing	105	78
Passing	119	95
Penalty	4	13
Total Net Yards	4,551	3,075
Avg. Per Game	379.3	256.3
Total Plays	786	759
Avg. Per Play	5.8	4.1
Net Yards Rushing	1,784	1,386
Avg. Per Game	148.7	115.5
Total Rushes	391	411
Net Yards Passing	2,566	1,689
Avg. Per Game	213.8	140.8
Sacked/Yards Lost	0/273	0/339
Gross Yards	2,839	2,028
Attempts/Completions	374/184	348/141
Completion Pct.	49.2%	40.5%
Had Intercepted	26	22
Punts/Avg.	61/45.7	84/40.6
Net Punting Avg.	61/40.7	84/35.6
Penalties/Yards Lost	85/744	46/425
Fumbles/Ball Lost	21/11	23/14
Touchdowns	36	29
Rushing	12	11
Passing	22	17
Returns	2	1

Score By Periods	1st	2nd	3rd	4th	OT	Tot.
Browns	81	62	108	59	0	310
Opponents	47	53	42	71	0	213

Scoring	Ru	Pa	St	DI	PAT	ZRo	ZPo	FG	Saf	TP
Groza, Lou	0	0	0	0	32/32	0	0	19/33	0	89
Jones, Dub	2	4	0	0	0/0	0	0	0/0	0	36
Carpenter, K.	3	1	1	0	0/0	0	0	0/0	0	30
Speedie, Mac	0	5	0	0	0/0	0	0	0/0	0	30
Lavelli, Dante	0	4	0	0	0/0	0	0	0/0	0	24
Graham, Otto	4	0	0	0	0/0	0	0	0/0	0	24

Passing	Att	Cmp	Yds	Pct	Au/At	TD	TD%	Int	Int%	LG	TklId	Rating
Graham, Otto	364	181	2,816	49.7	7.74	20	5.5	24	6.6	68t	0/242	66.6
Ratterman, George	6	2	20	33.3	3.33	1	16.7	2	33.3	11t	0/18	43.8
Jones, Dub	2	1	3	50.0	1.50	1	50.0	0	0.0	3t	0/13	95.8
Motley, Marion	2	0	0	0.0	0.00	0	0.0	0	0.0	0	0/0	39.6
Browns	374	184	2,839	49.2	7.59	22	5.9	26	7.0	68t	0/273	65.4
Opponents	348	141	2,028	40.5	5.83	17	4.9	22	6.3	70t	0/339	50.1

YEAR-BY-YEAR
1952 REGULAR SEASON RESULTS (8-4)

1953

Coach: Paul Brown

Top Draft Choice: DT Doug Atkins

1953 USUAL STARTING LINEUPS

Offense		Defense	
LE 88	Darrel Brewster	LDE 83	Doug Atkins
LT 76	Lou Groza	LDT 70	Don Colo
LG 64	Abu Gibron	MG 60	Bill Willis
C 52	Frank Gatski	ROT 72	Derrrell Palmer
RG 65	Chuck Noll	RDE 80	Len Ford
RT 78	John Sandusky	LLB 34	Walt Michaels
RE 86	Dante Lavelli	RLB 54	Tommy Thompson
RHB 40	D. Jones, 46 B. Reynolds	LGB 24	Warren Lahr
QB 14	Otto Graham	RCB 42	Tommy James
FB 32	H. Jagade, 36 M. Motley	LS 15	Ken Gorgal
LHB 20	K. Carpenter, 26 R. Renfro	RS 22	Ken Konz

Radio Announcers:

Ken Coleman, Bob Bousma (WTAM 1100 AM)

Television Announcers:

Bill McColgan, John Fitzgerald (WXEL-Channel 9)

Date	Result	Opponent	Att
09/27	W 27-0	at Green Bay Packers	22,604
10/04	W 27-7	at Chicago Cardinals	24,374
10/10	W 37-13	Philadelphia Eagles	45,802
10/18	W 30-14	at Washington Redskins	33,963
10/25	W 7-0	at New York Giants	30,773
11/01	W 27-3	Washington Redskins	47,845
11/08	W 34-16	Pittsburgh Steelers	35,592
11/15	W 23-21	San Francisco 49ers	80,698
11/22	W 20-16	at Pittsburgh Steelers	32,904
11/29	W 27-16	Chicago Cardinals	24,499
12/06	W 62-14	New York Giants	40,235
12/13	L 27-42	at Philadelphia Eagles	38,654

NFL Championship

12/27	L 16-17	at Detroit Lions	54,577
-------	---------	------------------	--------

Team Statistics	Browns	Opponent
Total First Downs	213	206
Rushing	79	89
Passing	122	101
Penalty	12	16
Total Net Yards	4,534	3,575
Avg. Per Game	377.8	297.9
Total Plays	682	763
Avg. Per Play	6.6	4.7
Net Yards Rushing	1,577	1,560
Avg. Per Game	131.4	130.0
Total Rushes	379	374
Net Yards Passing	2,814	2,015
Avg. Per Game	234.5	167.9
Sacked/Yards Lost	0/245	0/256
Gross Yards	3,059	2,271
Attempts/Completions	303/191	389/164
Completion Pct.	63.0%	42.2%
Had Intercepted	9	25
Punts/Avg.	63/43.8	72/40.8
Net Punting Avg.	63/41.3	72/38.3
Penalties/Yards Lost	86/680	40/335
Fumbles/Ball Lost	27/15	25/16
Touchdowns	40	22
Rushing	20	11
Passing	16	10
Returns	4	1

Score By Periods	1st	2nd	3rd	4th	OT	Tot.
Browns	67	121	61	99	0	348
Opponents	31	45	42	44	0	162

Scoring	Ru	Pa	St	DI	PAT	2Ru	2Pa	FG	Saf	TP
Groza, Lou	0	0	0	0	39/40	0	0	23/26	0	108
Renfro, Ray	4	4	1	0	0/0	0	0	0/0	0	54
Lavelli, Dante	0	6	0	0	0/0	0	0	0/0	0	36

Graham, Otto	6	0	0	0	0/0	0	0	0/0	0	36
Carpenter, K.	3	2	0	0	0/0	0	0	0/0	0	30
Brewster, Dd	0	4	0	0	0/0	0	0	0/0	0	24
Jagade, Harry	4	0	0	0	0/0	0	0	0/0	0	24
Reynolds, Billy	3	0	0	0	0/0	0	0	0/0	0	18
Helluin, F.	0	0	1	0/0	0	0	0	0/0	0	6
James, Tommy	0	0	0	1	0/0	0	0	0/0	0	6
Michaels, Walt	0	0	0	1	0/0	0	0	0/0	0	6
Browns	20	16	1	3	39/40	0	0	23/26	0	348
Opponents	11	10	1	0	20/22	0	0	2/13	2	162

Rushing	No	Yds	Avg	LG	TD
Jagade, Harry	86	344	4.0	23	4
Reynolds, Billy	72	313	4.3	16	3
Renfro, Ray	60	352	5.9	58	4
Carpenter, Ken	46	195	4.2	30	3
Graham, Otto	43	143	3.3	21	6
Motley, Marion	32	161	5.0	34	0
Jones, Dub	31	28	0.9	10	0
Howard, Sherman	7	42	6.0	34	0
Ratterman, George	2	6	3.0	3	0
Gibron, Abe	0	-7	0.0	0	0
Browns	379	1,577	4.2	58	20
Opponents	374	1,560	4.2	56	11

Receiving	No	Yds	Avg	LG	TD
Lavelli, Dante	45	783	17.4	55	6
Renfro, Ray	39	722	18.5	70	4
Brewster, Darrel	32	632	19.8	45	4
Jones, Dub	24	373	15.5	58	0
Jagade, Harry	20	193	9.6	37	0
Reynolds, Billy	9	120	13.3	55	0
Carpenter, Ken	9	109	12.1	32	2
Gillom, Horace	7	80	11.4	23	0
Motley, Marion	6	47	7.8	23	0
Browns	191	3,059	16.0	70	16
Opponents	164	2,271	13.8	77	10

Interceptions	No	Yds	Avg	LG	TD
Lahr, Warren	5	119	23.8	42	0
James, Tommy	5	21	4.2	11	0
Konz, Ken	5	15	3.0	9	0
Gorgal, Ken	4	25	6.3	19	0
Thompson, Tommy	2	13	6.5	8	0
Michaels, Walt	1	34	34.0	34	1
Catlin, Tom	1	16	16.0	16	0
Howard, Sherman	1	3	3.0	3	0
Ford, Len	1	0	0.0	0	0
Browns	25	246	9.8	42	1
Opponents	9	94	10.4	28	1

Punting	No	Yds	Avg	In20	TB	LG	Bk
Gillom, Horace	63	2,760	43.8	0	4	67	0
Browns	63	2,760	43.8	0	4	67	0
Opponents	72	2,934	40.8	0	5	61	0

Punt Returns	No	FC	Yds	Avg	LG	TD
Reynolds, Billy	18	0	111	6.2	28	0
Renfro, Ray	17	0	53	3.1	16	0
Jones, Dub	1	0	7	7.0	7	0
Konz, Ken	1	0	4	4.0	4	0
Carpenter, Ken	6	0	0	0.0	0	0
Browns	43	0	175	4.1	28	0
Opponents	35	0	156	4.5	17	0

Kickoff Returns	No	Yds	Avg	LG	TD
Carpenter, Ken	16	367	22.9	40	0
Reynolds, Billy	4	74	18.5	21	0
Motley, Marion	3	60	20.0	22	0
Michaels, Walt	2	40	20.0	22	0
Steinbrunner, Don	1	23	23.0	23	0
Donaldson, Gene	1	7	7.0	7	0
Howard, Sherman	1	6	6.0	6	0
Noll, Chuck	1	2	2.0	2	0
Young, George	1	0	0.0	0	0
Browns	30	579	19.3	40	0
Opponents	46	1,114	24.2	49	0

Passing	Att	Cmp	Yds	Pct	Av/At	TD	TD%	Int	Int%	LG	Tkld	Rating
Graham, Otto	258	167	2,722	64.7	10.55	11	4.3	9	3.5	70	0/245	99.7
Ratterman, George	41	23	325	56.1	7.93	4	9.8	0	0.0	45	0/0	114.4
Renfro, Ray	3	1	36	33.3	12.00	1	33.3	0	0.0	36	0/0	119.4
Jones, Dub	1	0	0	0.0	0.00	0	0.0	0	0.0	0	0/0	39.6
Browns	303	191	3,083	63.0	10.17	16	5.3	9	3.0	70	0/245	102.2
Opponents	389	164	2,271	42.2	5.84	10	2.6	25	6.4	77	0/256	43.3

1954

Coach: Paul Brown
 Top Draft Choice: QB Robert Garret

1954 USUAL STARTING LINEUPS

Offense		Defense	
LE 88 Darrel Brewster	LDE 82 Carlton Massey	LDE 82 Carlton Massey	LDE 82 Carlton Massey
LT 76 Lou Groza	LDT 72 John Kissell	LDT 72 John Kissell	LDT 72 John Kissell
LG 64 Abe Gibron	MG 74 Mike McCormack	MG 74 Mike McCormack	MG 74 Mike McCormack
C 52 Frank Gatski	RDT 70 Don Colo	RDT 70 Don Colo	RDT 70 Don Colo
RG 60 H. Bradley, 65 C. Noll	RDE 80 Len Ford	RDE 80 Len Ford	RDE 80 Len Ford
RT 78 John Sandusky	LLB 50 Tom Catlin	LLB 50 Tom Catlin	LLB 50 Tom Catlin
RE 86 Dante Lavelli	RLB 34 Walt Michaels	RLB 34 Walt Michaels	RLB 34 Walt Michaels
WR 26 R. Renfro, 44 C. Hanulak	LCB 24 Warren Lahr	LCB 24 Warren Lahr	LCB 24 Warren Lahr
QB 14 Otto Graham	RQB 20 Don Paul	RQB 20 Don Paul	RQB 20 Don Paul
RB 46 B. Reynolds, 40 D. Jones	LS 15 K. Gorgal	LS 15 K. Gorgal	LS 15 K. Gorgal
RB 30 M. Bassett, 32 F. Morrison	RS 22 K. Konz	RS 22 K. Konz	RS 22 K. Konz
	AS 42 Tommy James	AS 42 Tommy James	AS 42 Tommy James

Radio Announcers:
 Bill McColgan, Bill Mayer (WGAR 1220 AM)

Television Announcers:
 Ken Coleman (WJW-Channel 8)

Brewster, D.	0	4	0	0	0/0	0	0	0/0	0	24
Hanulak, Chet	4	0	0	0	0/0	0	0	0/0	0	24
Konz, Ken	0	0	0	2	3/3	0	0	0/0	0	15
Jones, Dub	0	2	0	0	0/0	0	0	0/0	0	12
Reynolds, Billy	2	0	0	0	0/0	0	0	0/0	0	12
Morrison, Fred	2	0	0	0	0/0	0	0	0/0	0	12
Renfro, Ray	0	1	0	0	0/0	0	0	0/0	0	6
Lahr, Warren	0	0	0	1	0/0	0	0	0/0	0	6
Ratterman, G.	1	0	0	0	0/0	0	0	0/0	0	6
Gorgal, Ken	0	0	0	1	0/0	0	0	0/0	0	6
Ford, Len	0	0	0	0	0/0	0	0	0/0	1	2
Browns	23	14	0	4	40/41	0	0	16/24	1	336
Opponents	4	15	3	0	21/22	0	0	3/9	0	162

Rushing	No	Yds	Avg	LG	TD
Basset, Maurice	144	588	4.1	22	6
Reynolds, Billy	64	180	2.8	33	2
Graham, Otto	63	114	1.8	14	8
Hanulak, Chet	59	296	5.0	24	4
Morrison, Fred	54	234	4.3	26	2
Jones, Dub	51	231	4.5	24	2
Renfro, Ray	29	151	5.2	35	0
Ratterman, George	8	-13	-1.6	2	1
Lahr, Warren	3	18	6.0	14	0
James, Tommy	1	-6	-6.0	-6	0
Browns	476	1,793	3.8	35	23
Opponents	372	1,050	2.8	47	4

Receiving	No	Yds	Avg	LG	TD
Lavelli, Dante	47	802	17.1	64	7
Brewster, Darrel	42	676	16.1	57	4
Basset, Maurice	20	205	10.3	33	0
Jones, Dub	19	347	18.3	48t	2
Renfro, Ray	13	228	17.5	64t	1
Morrison, Fred	12	81	6.8	16	0
Reynolds, Billy	10	76	7.6	22	0
Hanulak, Chet	6	80	13.3	22	0
Gillom, Horace	5	62	12.4	24	0
Browns	174	2,557	14.7	64t	14
Opponents	126	1,784	14.2	83t	15

Interceptions	No	Yds	Avg	LG	TD
Konz, Ken	7	133	19.0	54t	2
Lahr, Warren	5	44	8.8	27t	1
James, Tommy	4	57	14.3	36	0
Paul, Don	3	42	14.0	23	0
Gorgal, Ken	1	53	53.0	53t	1
Michaels, Walt	1	20	20.0	20	0
McCormack, Mike	1	14	14.0	14	0
Catlin, Tom	1	6	6.0	6	0
Browns	23	369	16.0	54t	4
Opponents	22	368	16.7	81t	2

Punting	No	Yds	Avg	In20	TB	LG	Blk
Gillom, Horace	52	2,230	42.9	0	4	80	0
Browns	52	2,230	42.9	0	4	80	0
Opponents	84	3,371	40.1	0	2	70	0

Punt Returns	No	FC	Yds	Avg	LG	TD
Reynolds, Billy	25	0	138	5.5	39	0
Hanulak, Chet	27	0	92	3.4	43	0
Paul, Don	1	0	57	57.0	57	0
Konz, Ken	7	0	37	5.3	13	0
Gorgal, Ken	1	0	0	0.0	0	0
Browns	61	0	324	5.3	57	0
Opponents	38	0	128	3.4	48t	1

Kickoff Returns	No	Yds	Avg	LG	TD
Reynolds, Billy	14	413	29.5	51	0
Hanulak, Chet	9	213	23.7	30	0
Konz, Ken	2	53	26.5	28	0
Paul, Don	1	31	31.0	31	0
Renfro, Ray	1	24	24.0	24	0
Basset, Maurice	1	20	20.0	20	0
Gorgal, Ken	1	11	11.0	11	0
Massey, Carlton	1	11	11.0	10	0
Morrison, Fred	1	8	8.0	8	0
Browns	31	783	25.3	51	0
Opponents	51	1,064	20.9	50	0

Date	Result	Opponent	Att.
09/26	L 10-28	at Philadelphia Eagles	26,546
10/10	W 31-7	Chicago Cardinals	24,101
10/17	L 27-55	at Pittsburgh Steelers	33,262
10/24	W 35-3	at Chicago Cardinals	23,823
10/31	W 24-14	New York Giants	30,448
11/07	W 62-3	Washington Redskins	25,158
11/14	W 29-10	at Chicago Bears	48,773
11/21	W 6-0	Philadelphia Eagles	41,537
11/28	W 16-7	at New York Giants	45,336
12/05	W 34-14	at Washington Redskins	21,761
12/12	W 42-7	Pittsburgh Steelers	28,064
12/19	L 10-14	Detroit Lions	34,168

NFL Championship

12/26	W 56-10	Detroit Lions	43,827
-------	---------	---------------	--------

Team Statistics	Browns	Opponent
Total First Downs	238	147
Rushing	113	56
Passing	112	73
Penalty	13	18
Total Net Yards	4,238	2,658
Avg. Per Game	353.2	221.5
Total Plays	771	672
Avg. Per Play	5.5	4.0
Net Yards Rushing	1,793	1,050
Avg. Per Game	149.4	87.5
Total Rushes	476	372
Net Yards Passing	2,331	1,608
Avg. Per Game	194.3	134.0
Sacked/Yards Lost	0/226	0/176
Gross Yards	2,557	1,784
Attempts/Completions	295/174	300/126
Completion Pct.	59.0%	42.0%
Had Intercepted	22	23
Punts/Avg.	52/42.9	84/40.1
Net Punting Avg.	52/40.4	84/36.3
Penalties/Yards Lost	83/796	58/608
Fumbles/Ball Lost	25/17	26/19
Touchdowns	41	22
Rushing	23	4
Passing	14	15
Returns	4	3

Score By Periods	1st	2nd	3rd	4th	OT	Tot.
Browns	92	95	88	61	0	336
Opponents	17	54	42	49	0	162

Scoring	Ru	Pa	St	DI	PAT	2Rb	2Pa	FG	Sat	TP
Groza, Lou	0	0	0	0	37/38	0	0	16/24	0	85
Graham, Otto	8	0	0	0	0/0	0	0	0/0	0	48
Lavelli, Dante	0	7	0	0	0/0	0	0	0/0	0	42
Basset, M.	6	0	0	0	0/0	0	0	0/0	0	36

Passing	Att	Cmp	Yds	Pct	Av/At	TD	TD%	Int	Int%	LG	Tkld	Ratng
Graham, Otto	240	142	2,092	59.2	8.72	11	4.6	17	7.1	64t	0/197	73.5
Ratterman, George	53	32	465	60.4	8.77	3	5.7	3	5.7	48t	0/18	84.2
Renfro, Ray	1	0	0	0.0	0.00	0	0.0	1	100.0	0	0/0	0.0
Lahr, Warren	1	0	0	0.0	0.00	0	0.0	1	100.0	0	0/0	0.0
Jones, Dub	0	0	0	0.0	0.00	0	0.0	0	0.0	0	0/11	39.6
Browns	295	174	2,557	59.0	8.67	14	4.7	22	7.5	64t	0/226	72.1
Opponents	300	126	1,784	42.0	5.95	15	5.0	23	7.7	83t	0/176	46.6

1954 REGULAR SEASON RESULTS (9-3)

YEAR-BY-YEAR

1955

Coach: Paul Brown
Top Draft Choice: C/LB Kurt Burris

1955 USUAL STARTING LINEUPS

Offense

LE 88	Darrel Brewster
LT 76	Lou Groza
LG 64	Abe Gibron
C 52	Frank Gatski
RG 60	Harold Bradley
RT 74	Mike McCormack
RE 86	Dante Lavelli
WR 26	Ray Renfro
QB 14	Otto Graham
RB 32	F. Morrison, 40 D. Jones
RB 36	E. Modzelewski
RB 30	M. Bassett

Defense

LDE 82	Carlton Massey
LDT 72	John Kissell
MG 79	Bob Gain
RODT 70	Don Colo
RDE 80	Len Ford
LLB 65	Chuck Noll
RLB 34	Walt Michaels
LCB 24	Warren Lahr
RCB 20	Don Paul
LS 22	Ken Konz
RS 42	Tommy James

Radio Announcers:

Bill McColgan, Jim Graner (WTAM 1100 AM)

Television Announcers:

Ken Coleman (WJW-Channel 8)

Date	Result	Opponent	Att.
09/25	L 17-27	Washington Redskins	30,041
10/02	W 38-3	at San Francisco 49ers	46,150
10/09	W 21-17	Philadelphia Eagles	43,974
10/16	W 24-14	at Washington Redskins	29,168
10/23	W 41-10	Green Bay Packers	51,482
10/30	W 26-20	at Chicago Cardinals	29,471
11/06	W 24-14	New York Giants	46,524
11/13	L 17-33	at Philadelphia Eagles	39,303
11/20	W 41-14	Pittsburgh Steelers	53,509
11/27	T 35-35	at New York Giants	45,699
12/04	W 30-7	at Pittsburgh Steelers	31,101
12/11	W 35-24	Chicago Cardinals	25,914

NFL Championship

12/26	W 38-14	at Los Angeles Rams	87,695
-------	---------	---------------------	--------

Team Statistics

	Browns	Opponent
Total First Downs	224	171
Rushing	111	65
Passing	98	83
Penalty	15	23
Total Net Yards	3,978	2,841
Avg. Per Game	331.5	236.8
Total Plays	768	674
Avg. Per Play	5.2	4.2
Net Yards Rushing	2,020	1,189
Avg. Per Game	168.3	99.1
Total Rushes	536	351
Net Yards Passing	1,950	1,652
Avg. Per Game	162.5	137.7
Sacked/Yards Lost	0/275	0/123
Gross Yards	2,225	1,775
Attempts/Completions	234/130	323/126
Completion Pct.	55.6%	39.0%
Had Intercepted	11	25
Punts/Avg.	58/41.2	71/39.2
Net Punting Avg.	58/38.0	71/34.4
Penalties/Yards Lost	64/603	58/560
Fumbles/Ball Lost	27/17	21/15
Touchdowns	45	29
Rushing	20	9
Passing	21	15
Returns	4	5

Score By Periods

	1st	2nd	3rd	4th	OT	Tot.
Browns	72	96	91	90	0	349
Opponents	46	67	39	66	0	218

Scoring

	Ru	Pa	St	DF	PAT	2R	2Pa	FG	Snf	TP
Groza, Lou	0	0	0	0	44/45	0	0	11/22	0	77
Modzelewski, E.	6	2	0	0	0/0	0	0	0/0	0	48
Renfro, Ray	0	8	0	0	0/0	0	0	0/0	0	48
Brewster, D.	0	6	0	0	0/0	0	0	0/0	0	36

Graham, Otto	6	0	0	0	0/0	0	0	0/0	0	36
Lavelli, Dante	0	4	0	0	0/0	0	0	0/0	0	24
Bassett, M.	3	0	0	0	0/0	0	0	0/0	0	18
Morrison, Fred	3	0	0	0	0/0	0	0	0/0	0	18
Noll, Chuck	0	0	0	1	0/0	0	0	0/0	1	8
Jones, Dub	0	1	0	0	0/0	0	0	0/0	0	6
Smith, Robert	1	0	0	0	0/0	0	0	0/0	0	6
Konz, Ken	0	0	0	1	0/0	0	0	0/0	0	6
Paul, Don	0	0	1	0	0/0	0	0	0/0	0	6
Ratterman, G.	1	0	0	0	0/0	0	0	0/0	0	6
Michaels, W.	0	0	0	1	0/0	0	0	0/0	0	6
Browns	20	21	1	3	44/45	0	0	11/22	1	349
Opponents	9	15	5	0	23/29	0	0	7/15	0	218

Rushing

	No	Yds	Avg	LG	TD
Modzelewski, Ed	185	619	3.3	25	6
Morrison, Fred	156	824	5.3	56	3
Graham, Otto	68	141	2.1	36	6
Bassett, Maurice	38	174	4.6	30t	3
Smith, Robert	37	142	3.8	31t	1
Renfro, Ray	29	90	3.1	14	0
Jones, Dub	10	44	4.4	13	0
Ratterman, George	6	8	1.3	10	1
Petibon, John	3	10	3.3	7	0
Ford, Henry	2	1	0.5	1	0
James, Tommy	1	2	2.0	2	0
Gillom, Horace	1	-15	-15.0	-15	0
Browns	536	2,040	3.8	56	20
Opponents	351	1,189	3.4	38	9

Receiving

	No	Yds	Avg	LG	TD
Brewster, Darrel	34	622	18.3	41t	6
Lavelli, Dante	31	492	15.9	49	4
Renfro, Ray	29	603	20.8	61t	8
Modzelewski, Ed	13	113	8.7	28t	2
Morrison, Fred	9	185	20.6	49	0
Bassett, Maurice	9	83	9.2	25	0
Jones, Dub	3	115	38.3	46	1
Smith, Robert	2	12	6.0	10	0
Browns	130	2,225	17.1	61t	21
Opponents	126	1,775	14.1	71t	15

Interceptions

	No	Yds	Avg	LG	TD
Noll, Chuck	5	74	14.8	24	1
Lahr, Warren	5	52	10.4	24	0
Konz, Ken	5	32	6.4	15t	1
Paul, Don	4	49	12.3	19	0
James, Tommy	2	20	10.0	16	0
Petibon, John	2	11	5.5	7	0
Michaels, Walt	1	25	25.0	25t	1
Massey, Carlton	1	24	24.0	24	0
Browns	25	287	11.5	25t	3
Opponents	11	181	16.5	40t	1

Punting

	No	Yds	Avg	In20	TB	LG	Blk
Gillom, Horace	58	2,389	41.2	0	6	56	3
Browns	58	2,389	41.2	0	6	56	3
Opponents	71	2,781	39.2	0	2	63	1

Punt Returns

	No	FC	Yds	Avg	LG	TD
Paul, Don	19	0	148	7.8	60t	1
Konz, Ken	17	0	138	8.1	42	0
White, Bob	2	0	28	14.0	28	0
Ford, Henry	4	0	15	3.8	7	0
Smith, Robert	1	0	5	5.0	5	0
Renfro, Ray	1	0	3	3.0	3	0
Browns	44	0	337	7.7	60t	1
Opponents	37	0	186	5.0	78t	1

Kickoff Returns

	No	Yds	Avg	LG	TD
Smith, Robert	13	320	24.6	47	0
White, Bob	10	258	25.8	44	0
Bassett, Maurice	7	151	21.6	31	0
Paul, Don	5	109	21.8	26	0
Konz, Ken	3	66	22.0	23	0
Michaels, Walt	3	45	15.0	27	0
Browns	41	949	23.1	47	0
Opponents	50	1,220	24.4	100t	1

	Passing	Att	Cmp	Yds	Pct	Av/At	TD	TD%	Int	Int%	LG	Tkld	Rating
Graham, Otto	185	98	1,721	53.0	9.30	15	8.1	8	4.3	61t	0/241	94.0	
Ratterman, George	47	32	504	68.1	10.72	6	12.8	3	6.4	35t	0/34	116.5	
Renfro, Ray	2	0	0	0.0	0.00	0	0.0	0	0.0	0	0/0	39.6	
Browns	234	130	2,225	55.6	9.51	21	9.0	11	4.7	61t	0/275	98.3	
Opponents	323	126	1,775	39.0	5.50	15	4.6	25	7.7	71t	0/123	40.7	

YEAR-BY-YEAR
 1955 REGULAR SEASON RESULTS (9-2-1)

1956

Coach: Paul Brown

Top Draft Choice: HB Preston Carpenter

1956 USUAL STARTING LINEUPS

Offense		Defense	
LE 88 Darrel Brewster	LDE 82 C. Massey	LT 76 Lou Groza	RT 79 B. Gain
LG 64 Abe Gibron	LDT 72 John Kissell	C 52 Frank Gatski	RDT 79 B. Gain, 70 D. Colo
RG 62 H. Forester, 60 H. Bradley	RDE 80 Len Ford	RT 74 Mike McCormack	LLB 65 Chuck Noll
RE 86 Dante Lavelli	MLB 34 Walt Michaels	WR 26 Ray Renfro	RLB 35 G. Fiss
QB 16 G. Ratterman	34 W. Michaels	18 V. Parilli	LCB 24 Warren Lahr
18 V. Parilli	RCB 20 Don Paul	RB 32 F. Morrison	LS 22 Ken Konz
RB 30 P. Carpenter	RS 44 John Peitbon	RB 36 E. Modzelewski	
30 M. Bassett			

Radio Announcers:
Bill McColgan, Jim Graner (WGAR 1220 AM)

Television Announcers:
Ken Coleman, Otto Graham (WJW-Channel 8)

Date	Result	Opponent	Att.
09/30	L 7-9	at Chicago Cardinals	20,966
10/06	W 14-10	at Pittsburgh Steelers	35,398
10/14	L 9-21	New York Giants	60,042
10/21	L 9-20	at Washington Redskins	23,332
10/28	L 16-24	Pittsburgh Steelers	50,358
11/04	W 24-7	at Green Bay Packers	28,590
11/11	L 7-21	Baltimore Colts	42,404
11/18	W 16-0	at Philadelphia Eagles	25,894
11/25	L 17-20	Washington Redskins	22,878
12/02	W 17-14	Philadelphia Eagles	20,645
12/09	W 24-7	at New York Giants	27,707
12/16	L 7-24	Chicago Cardinals	25,312

Team Statistics	Browns	Opponent
Total First Downs	173	188
Rushing	94	108
Passing	63	62
Penalty	16	18
Total Net Yards	3,310	3,135
Avg. Per Game	275.8	261.3
Total Plays	744	689
Avg. Per Play	4.4	4.6
Net Yards Rushing	1,817	2,032
Avg. Per Game	151.4	169.3
Total Rushes	466	463
Net Yards Passing	1,175	1,103
Avg. Per Game	97.9	91.9
Sacked/Yards Lost	0/183	0/112
Gross Yards	1,358	1,215
Attempts/Completions	202/105	226/107
Completion Pct.	52.0%	47.3%
Had Intercepted	19	18
Punts/Avg	50/41.9	59/40.7
Net Punting Avg	50/39.2	59/35.3
Penalties/Yards Lost	52/457	61/529
Fumbles/Ball Lost	18/12	11/8
Touchdowns	19	21
Rushing	8	13
Passing	8	7
Returns	3	1

Score By Periods	1st	2nd	3rd	4th	OT	Tot.
Browns	65	54	14	34	0	167
Opponents	24	69	30	54	0	177

Scoring	Ru	Pa	St	DI	PAT	2Ru	2Pa	FG	Saf	TP
Groza, Lou	0	0	0	0	18/18	0	0	11/20	0	51
Renfro, Ray	0	4	0	0	0/0	0	0	0/0	0	24

Morrison, Fred	1	1	0	0	0/0	0	0	0/0	0	12
Modzelewski, E.	2	0	0	0	0/0	0	0	0/0	0	12
Bassett, M.	1	1	0	0	0/0	0	0	0/0	0	12
O'Connell, Tom	2	0	0	0	0/0	0	0	0/0	0	12
Ratterman, G.	1	0	0	0	0/0	0	0	0/0	0	6
Paul, Don	0	0	0	1	0/0	0	0	0/0	0	6
Konz, Ken	0	0	1	0	0/0	0	0	0/0	0	6
Kinard, Billy	1	0	0	0	0/0	0	0	0/0	0	6
Noll, Chuck	0	0	0	1	0/0	0	0	0/0	0	6
Lavelli, Dante	0	1	0	0	0/0	0	0	0/0	0	6
Brewster, D.	0	1	0	0	0/0	0	0	0/0	0	6
Wren, Junior	0	0	0	0	0/0	0	0	0/0	1	2
Team, Stat	0	0	0	0	0/1	0	0	0/0	0	0
Browns	8	8	1	2	18/19	0	0	11/20	1	167
Opponents	13	7	1	0	21/21	0	0	10/18	0	177

Rushing	No	Yds	Avg	LG	TD
Carpenter, Preston	188	756	4.0	30	0
Modzelewski, Ed	96	413	4.3	23	2
Morrison, Fred	83	340	4.1	41	1
Bassett, Maurice	41	129	3.1	12	1
O'Connell, Tom	24	40	1.7	11	2
Parilli, Vito	18	65	3.6	19	0
Ratterman, George	7	9	1.3	5	1
Renfro, Ray	4	24	6.0	10	0
Smith, Jim Ray	2	10	5.0	7	0
Quinlan, Volney	2	4	2.0	3	0
Kinard, Billy	1	27	27.0	27	1
Browns	466	1,817	3.9	41	8
Opponents	463	2,032	4.4	70	13

Receiving	No	Yds	Avg	LG	TD
Brewster, Darrel	28	417	14.9	41	1
Lavelli, Dante	20	344	17.2	68	1
Renfro, Ray	17	325	19.1	46	4
Carpenter, Preston	16	124	7.8	24	0
Modzelewski, Ed	10	27	2.7	6	0
Morrison, Fred	6	29	4.8	10	1
Quinlan, Volney	4	83	15.8	31	0
Bassett, Maurice	4	29	7.3	31	1
Browns	105	1,358	12.9	68	8
Opponents	107	1,215	11.4	75	7

Interceptions	No	Yds	Avg	LG	TD
Paul, Don	7	190	27.1	42	1
Konz, Ken	4	34	8.5	28	0
Lahr, Warren	3	33	11.0	18	0
Noll, Chuck	1	13	13.0	13	0
Fiss, Galen	1	4	4.0	4	0
Colo, Don	1	0	0.0	0	0
Wren, Junior	1	0	0.0	0	0
Browns	18	274	15.2	42	1
Opponents	18	279	15.5	38	0

Punting	No	Yds	Avg	In20	TB	LG	Blk
Morrison, Fred	38	1,561	41.1	0	7	70	0
Gillom, Horace	12	536	44.7	0	0	53	0
Browns	50	2,097	41.9	0	7	70	0
Opponents	59	2,400	40.7	0	4	57	0

Punt Returns	No	FC	Yds	Avg	LG	TD
Konz, Ken	13	0	187	14.4	65	1
Paul, Don	17	0	103	6.1	17	0
Carpenter, Preston	1	0	18	18.0	18	0
Quinlan, Volney	10	0	9	0.9	5	0
Browns	41	0	317	7.7	65	1
Opponents	26	0	137	5.3	31	0

Kickoff Returns	No	Yds	Avg	LG	TD
Carpenter, Preston	15	381	25.4	42	0
Quinlan, Volney	9	219	24.3	50	0
Kinard, Billy	7	196	28.0	56	0
Morrison, Fred	1	17	17.0	17	0
Smith, Jim Ray	1	14	14.0	14	0
Weber, Charles	1	3	3.0	3	0
Browns	34	830	24.4	56	0
Opponents	33	819	24.8	57	0

1956 REGULAR SEASON RESULTS (5-7) YEAR-BY-YEAR

Passing	Att	Cmp	Yds	Pct	Av/At	TD	TD%	Int	Int%	LG	Tkld	Rating
O'Connell, Tom	96	42	551	43.8	5.74	4	4.2	8	8.3	62	0/41	41.6
Parilli, Vito	49	24	409	49.0	8.35	3	6.1	7	14.3	68	0/63	58.5
Ratterman, George	57	39	398	68.4	6.98	1	1.8	3	5.3	46	0/79	72.1
Browns	202	105	1,358	52.0	6.72	8	4.0	18	8.9	68	0/183	49.5
Opponents	226	107	1,215	47.3	5.38	7	3.1	18	8.0	75	0/112	41.1

1957

Coach: Paul Brown
 Top Draft Choice: FB Jim Brown

1957 USUAL STARTING LINEUPS

Offense		Defense	
LE 88	Darrel Brewster	DE 84	Bill Quinlan
LT 76	Lou Groza	LDT 79	Bob Gain
LG 64	J. R. Smith, 62 H. Forester	RDT 70	Don Colo
C 56	Art Hunter	RDE 80	Lon Ford
RG 60	H. Bradley, 63 F. Robinson	LLB 65	Chuck Noll
RT 74	Mike McCormack	MLB 50	Vince Costello
RE 40	Preston Carpenter	RLB 34	Walt Michaels
WR 26	Ray Renfro	LCB 24	Warren Lahr
QB 15	T. O'Connell, 16 M. Plum	RCB 20	Don Paul
RB 48	M. Campbell, 30 L. Carpenter	LS 22	Ken Konz
RB 32	Jim Brown	RS 42	Lowe Wren

Radio Announcers:
 Bill McColgan, Jim Graner (WGAR 1220 AM)

Television Announcers:
 Ken Coleman, Jimmy Dudley (WJW-Channel 8)

Date	Result	Opponent	Att.
09/29	W 6-3	New York Giants	58,095
10/05	W 23-12	at Pittsburgh Steelers	35,570
10/13	W 24-7	Philadelphia Eagles	53,493
10/20	L 7-17	at Philadelphia Eagles	22,443
10/27	W 17-7	at Chicago Cardinals	26,341
11/03	W 21-17	Washington Redskins	52,936
11/10	W 24-0	Pittsburgh Steelers	53,709
11/17	T 30-30	at Washington Redskins	27,722
11/24	W 45-31	Los Angeles Rams	65,407
12/01	W 31-0	Chicago Cardinals	40,525
12/08	L 7-20	at Detroit Lions	55,814
12/15	W 34-28	at New York Giants	54,294
NFL Championship			
12/29	L 14-59	at Detroit Lions	55,263

Team Statistics	Browns	Opponent
Total First Downs	180	164
Rushing	93	79
Passing	76	66
Penalty	11	19
Total Net Yards	3,670	2,802
Avg. Per Game	305.8	233.5
Total Plays	696	638
Avg. Per Play	5.3	4.4
Net Yards Rushing	1,958	1,502
Avg. Per Game	163.2	125.2
Total Rushes	501	396
Net Yards Passing	1,712	1,300
Avg. Per Game	142.7	108.3
Sacked/Yards Lost	0/161	0/211
Gross Yards	1,873	1,511
Attempts/Completions	195/108	242/105
Completion Pct.	55.4%	43.4%
Had Intercepted	14	19
Punts/Avg.	61/39.3	72/41.8
Net Punting Avg.	61/34.1	72/38.5
Penalties/Yards Lost	66/597	42/412
Fumbles/Ball Lost	19/10	20/12
Touchdowns	32	22
Rushing	19	11
Passing	12	8
Returns	1	3

Score By Periods:	1st	2nd	3rd	4th	OT	Tot.
Browns	54	60	76	79	0	269
Opponents	27	57	30	58	0	172

Scoring	Ru	Pa	St	DI	PAT	2Ru	2Pa	FG	Saf	TP
Groza, Lou	0	0	0	0	32/32	0	0	15/22	0	77
Brown, Jim	9	1	0	0	0/0	0	0	0/0	0	60

Renfro, Ray	0	6	0	0	0/0	0	0	0/0	0	36
Carpenter, L.	4	0	0	0	0/0	0	0	0/0	0	24
Hanulak, Chet	3	0	0	0	0/0	0	0	0/0	0	18
Carpenter, P.	1	2	0	0	0/0	0	0	0/0	0	18
Brewster, D.	0	2	0	0	0/0	0	0	0/0	0	12
Campbell, M.	0	1	0	0	0/0	0	0	0/0	0	6
Reynolds, Billy	1	0	0	0	0/0	0	0	0/0	0	6
Paul, Don	0	0	0	1	0/0	0	0	0/0	0	6
O'Connell, Tom	1	0	0	0	0/0	0	0	0/0	0	6
Browns	19	12	0	1	32/32	0	0	15/22	0	269
Opponents	11	8	3	0	19/22	0	0	7/14	0	172

Rushing	No	Yds	Avg	LG	TD
Brown, Jim	202	942	4.7	69t	9
Hanulak, Chet	125	375	3.0	64t	3
Carpenter, Lew	83	315	3.8	55	4
Reynolds, Billy	29	57	2.0	8	1
Plum, Milt	26	118	4.5	30	0
O'Connell, Tom	14	5	0.4	7	1
Modzelewski, Ed	10	21	2.1	5	0
Campbell, Milton	7	23	3.3	14	0
Carpenter, Preston	3	86	28.7	39	1
Renfro, Ray	2	22	11.0	16	0
McCormack, Mike	0	4	0.0	4	0
Browns	501	1,968	3.9	69t	19
Opponents	396	1,502	3.8	59	11

Receiving	No	Yds	Avg	LG	TD
Brewster, Darrel	30	614	20.5	56	2
Carpenter, Preston	27	398	14.7	33	2
Renfro, Ray	21	589	28.0	65t	6
Brown, Jim	16	55	3.4	12	1
Carpenter, Lew	5	65	13.0	21	0
Clarke, Frank	4	77	19.3	43	0
Hanulak, Chet	3	38	12.7	19	0
Campbell, Milton	1	25	25.0	25t	1
Reynolds, Billy	1	12	12.0	12	0
Browns	108	1,873	17.3	65t	12
Opponents	105	1,511	14.4	63	8

Interceptions	No	Yds	Avg	LG	TD
Paul, Don	4	28	7.0	12	0
Konz, Ken	4	20	5.0	16	0
Freeman, Bob	3	46	15.3	25	0
Wren, Junior	2	73	36.5	43	0
Costello, Vince	2	19	9.5	12	0
Lahr, Warren	2	12	6.0	10	0
Fiss, Galen	1	15	15.0	15	0
Michaels, Walt	1	10	10.0	6	0
Browns	19	223	11.7	43	0
Opponents	14	141	10.1	65t	1

Punting	No	Yds	Avg	In20	TB	LG	Bk
Konz, Ken	61	2,396	39.3	0	3	63	1
Browns	61	2,396	39.3	0	3	63	1
Opponents	72	3,006	41.8	0	1	63	0

Punt Returns	No	FC	Yds	Avg	LG	TD
Reynolds, Billy	24	0	114	4.8	23	0
Paul, Don	9	0	75	8.3	32	0
Hanulak, Chet	11	0	29	2.6	11	0
Konz, Ken	3	0	13	4.3	7	0
Robinson, Fred	1	0	0	0.0	0	0
Browns	48	0	231	4.8	32	0
Opponents	47	0	315	6.7	58t	1

Kickoff Returns	No	Yds	Avg	LG	TD
Campbell, Milton	11	263	23.9	36	0
Reynolds, Billy	7	152	21.7	29	0
Brown, Jim	6	136	22.7	29	0
Modzelewski, Ed	5	74	14.8	18	0
Clarke, Frank	2	22	11.0	13	0
Carpenter, Lew	1	24	24.0	24	0
Freeman, Bob	1	15	15.0	15	0
Browns	33	686	20.8	36	0
Opponents	42	917	21.8	50	0

Passing	Att	Cmp	Yds	Pct	Av/At	TD	TD%	Int	Int%	LG	TkId	Rating
O'Connell, Tom	110	63	1,229	57.3	11.17	9	8.2	8	7.3	65t	0/56	93.3
Plum, Milt	76	41	590	53.9	7.76	2	2.6	5	6.6	58t	0/85	60.7
Hanulak, Chet	2	1	32	50.0	16.00	1	50.0	0	0.0	32t	0/0	135.4
Borton, John	6	3	22	50.0	3.67	0	0.0	1	16.7	8	0/20	19.4
Campbell, Milton	1	0	0	0.0	0.00	0	0.0	0	0.0	0	0/0	39.6
Browns	195	108	1,873	55.4	9.61	12	6.2	14	7.2	65t	0/161	78.9
Opponents	242	105	1,511	43.4	6.24	8	3.3	19	7.9	63	0/211	42.6

1958

Coach: Paul Brown

Top Draft Choice: DB Jim Shofner

1958 USUAL STARTING LINEUPS

Offense

LE	88	D. Brewster, 82 F. Clarke
LT	76	Lou Groza
LG	64	Jim Ray Smith
C	56	Art Hunter
RG	65	Chuck Noll
RT	74	M. McCormack
	78	W. McClung
RE	40	Preston Carpenter
WR	26	Ray Renfro
QB	16	Milt Plum
RB	49	B. Mitchell
	30	L. Carpenter
RB	32	Jim Brown

Defense

LDE	86	P. Wiggin
	89	W. Davis
LDT	79	Bob Gain
RDT	70	Don Colo
RDE	84	B. Quinlan
	89	W. Davis
LLB	35	Galen Fiss
MLB	50	Vince Costello
RLB	34	Walt Michaels
LCB	24	W. Lahr
	18	B. Freeman
RCB	20	Don Paul
LS	22	Ken Konz
RS	42	Lowe Wren

Radio Announcers:

Bill McColgan, Jim Graner (WGAR 1220 AM)

Television Announcers:

Ken Coleman, Jimmy Dudley (WJW-Channel 8)

Date	Result	Opponent	Att.
09/28	W 30-27	at Los Angeles Rams	69,993
10/05	W 45-12	at Pittsburgh Steelers	31,130
10/12	W 35-28	Chicago Cardinals	65,403
10/19	W 27-10	Pittsburgh Steelers	66,852
10/26	W 38-24	at Chicago Cardinals	30,933
11/02	L 17-21	New York Giants	78,404
11/09	L 10-30	Detroit Lions	75,563
11/16	W 20-10	at Washington Redskins	32,372
11/23	W 28-14	Philadelphia Eagles	51,319
11/30	W 21-14	Washington Redskins	33,240
12/01	W 21-14	at Philadelphia Eagles	36,773
12/14	L 10-13	at New York Giants	63,192
		Playoff	
12/21	L 0-10	at New York Giants	61,174

Team Statistics	Browns	Opponent
Total First Downs	206	201
Rushing	127	82
Passing	71	104
Penalty	8	15
Total Net Yards	4,107	3,660
Avg. Per Game	342.3	305.0
Total Plays	681	681
Avg. Per Play	6.0	5.4
Net Yards Rushing	2,526	1,448
Avg. Per Game	210.5	120.7
Total Rushes	475	369
Net Yards Passing	1,581	2,212
Avg. Per Game	131.8	184.3
Sacked/Yards Lost	0/177	0/175
Gross Yards	1,758	2,387
Attempts/Completions	206/110	312/162
Completion Pct.	53.4%	51.9%
Had Intercepted	14	16
Punts/Avg.	51/41.2	55/42.7
Net Punting Avg.	51/39.3	55/36.9
Penalties/Yards Lost	59/554	37/347
Fumbles/Ball Lost	14/8	27/18
Touchdowns	40	26
Rushing	24	6
Passing	12	20
Returns	4	0

Score By Periods	1st	2nd	3rd	4th	OT	Tot.
Browns	90	82	42	88	0	302
Opponents	41	89	48	39	0	217

Passing	Att	Cmp	Yds	Pct	Avg/Att	TD	TD%	Int	Int%	LG	Thld	Ratng
Plum, Milt	189	102	1,619	54.0	8.57	11	5.8	11	5.8	74	0/145	77.9
Ninowski, Jim	17	8	139	47.1	8.18	1	5.9	3	17.6	34	0/32	55.4
Browns	206	110	1,758	53.4	8.53	12	5.8	14	6.8	74	0/177	73.2
Opponents	312	162	2,387	51.9	7.65	20	6.4	16	5.1	91t	0/175	77.2

Scoring	Ra	Pa	St	DF	PAT	2Pt	2Pt	FG	Saf	TP
Brown, Jim	17	1	0	0	0/0	0	0	0/0	0	108
Groza, Lou	0	0	0	0	36/38	0	0	8/19	0	60
Mitchell, B.	1	3	2	0	0/0	0	0	0/0	0	36
Renfro, Ray	0	6	0	0	0/0	0	0	0/0	0	36
Plum, Milt	4	0	0	0	2/2	0	0	0/0	0	26
Carpenter, L.	2	0	0	0	0/0	0	0	0/0	0	12
Brewster, D.	0	1	0	0	0/0	0	0	0/0	0	6
Bolden, Leroy	0	0	1	0	0/0	0	0	0/0	0	6
Carpenter, P.	0	1	0	0	0/0	0	0	0/0	0	6
Konz, Ken	0	0	0	1	0/0	0	0	0/0	0	6
Browns	24	12	3	1	38/40	0	0	8/19	0	302
Opponents	6	20	0	0	26/26	0	0	11/23	1	217

Rushing	No	Yds	Avg	LG	TD
Brown, Jim	257	1,527	5.9	65t	17
Mitchell, Bobby	80	500	6.3	63t	1
Carpenter, Lew	73	308	4.2	30	2
Plum, Milt	37	127	3.4	22	4
Bolden, Leroy	15	55	3.7	15	0
Renfro, Ray	3	17	5.7	12	0
Modzelewski, Ed	3	8	2.7	3	0
Carpenter, Preston	3	2	0.7	22	0
Freeman, Bob	2	1	0.5	9	0
Ninowski, Jim	2	1	0.5	7	0
Browns	475	2,546	5.4	65t	24
Opponents	369	1,448	3.9	40	6

Receiving	No	Yds	Avg	LG	TD
Carpenter, Preston	29	474	16.3	74	1
Renfro, Ray	24	573	23.9	52	6
Brewster, Darrel	16	294	18.4	38	1
Brown, Jim	16	138	8.6	46	1
Mitchell, Bobby	16	131	8.2	25	3
Carpenter, Lew	5	47	9.4	18	0
Clarke, Frank	3	91	30.3	34	0
Modzelewski, Ed	1	10	10.0	10	0
Browns	110	1,758	16.0	74	12
Opponents	162	2,387	14.7	91t	20

Interceptions	No	Yds	Avg	LG	TD
Konz, Ken	4	123	30.8	46t	1
Paul, Don	4	80	20.0	36	0
Wren, Junior	3	36	12.0	29	0
Freeman, Bob	3	21	7.0	19	0
Lahr, Warren	1	25	25.0	25	0
Shofner, Jim	1	0	0.0	0	0
Browns	16	285	17.8	46t	1
Opponents	14	134	9.6	31	0

Punting	No	Yds	Avg	In20	TB	LG	Blk
Deschaine, Dick	50	2,063	41.3	0	1	63	0
Wren, Junior	1	38	38.0	0	0	38	0
Browns	51	2,101	41.2	0	1	63	0
Opponents	55	2,349	42.7	0	1	63	0

Punt Returns	No	FC	Yds	Avg	LG	TD
Mitchell, Bobby	14	0	165	11.8	68t	1
Konz, Ken	18	0	143	7.9	38	0
Shofner, Jim	4	0	10	2.5	10	0
Paul, Don	2	0	0	0.0	0	0
Wren, Junior	1	0	0	0.0	0	0
Browns	39	0	318	8.2	68t	1
Opponents	38	0	95	2.5	23	0

Kickoff Returns	No	Yds	Avg	LG	TD
Mitchell, Bobby	18	454	25.2	98t	1
Bolden, Leroy	14	362	25.9	102t	1
Brown, Jim	3	74	24.7	35	0
Carpenter, Lew	1	18	18.0	18	0
McClung, Willie	1	0	0.0	0	0
Paul, Don	1	0	0.0	0	0
Browns	38	908	23.9	102t	2
Opponents	48	1,045	21.8	50	0

1958 REGULAR SEASON RESULTS (9-3)

YEAR-BY-YEAR

1959

Coach: Paul Brown

Top Draft Choice: OE Rich Kreitling

1959 USUAL STARTING LINEUPS

Offense

LE	40	Preston Carpenter
LT	76	L Groza, 77 W. Davis
LG	84	Jim Ray Smith
C	56	Art Hunter
RG	66	Gene Hickerson
RT	74	M. McCormack
	70	F. O'Brien
RE	86	Bill Howton
WR	26	Ray Renfro
QB	16	Milt Plum
RB	49	Bobby Mitchell
RB	32	Jim Brown

Defense

LDE	79	Bob Gain
LDT	78	Willie McClung
RDT	72	Sid Youngelman
RDE	80	Paul Wiggin
LLB	35	Galen Fiss
MLB	50	Vince Costello
RCB	34	Walt Michaels
LCB	30	Bernie Parrish
RCB	44	Jim Shofner
LS	24	Warren Lahr
RS	42	Lowe Wren

Radio Announcers:

Bill McColgan, Jim Graner (WGAR 1220 AM)

Television Announcers:

Ken Coleman, Jimmy Dudley (WJW-Channel 8)

Scoring	Ru	Pa	St	DI	PAT	2Ru	2Pa	FG	Saf	TP
Brown, Jim	14	0	0	0	0/0	0	0	0/0	0	84
Mitchell, B.	5	4	1	0	0/0	0	0	0/0	0	60
Groza, Lou	0	0	0	0	33/37	0	0	5/16	0	48
Renfro, Ray	0	6	0	0	0/0	0	0	0/0	0	36
Carpenter, P.	0	2	0	0	0/0	0	0	0/0	0	12
Howton, Billy	0	1	0	0	0/0	0	0	0/0	0	6
Wren, Junior	0	0	0	1	0/0	0	0	0/0	0	6
Modzelewski, E.	0	1	0	0	0/0	0	0	0/0	0	6
Parrish, Bernie	0	0	0	1	0/0	0	0	0/0	0	6
Plum, Milt	1	0	0	0	0/0	0	0	0/0	0	6
Browns	20	14	1	2	33/37	0	0	5/16	0	270
Opponents	9	17	2	0	28/28	0	0	6/13	0	214

Rushing	No	Yds	Avg	LG	TD
Brown, Jim	290	1,329	4.6	70t	14
Mitchell, Bobby	131	743	5.7	90t	5
Plum, Milt	21	20	1.0	17	1
Modzelewski, Ed	6	18	3.0	5	0
Bolden, Leroy	4	11	2.8	9	0
Ptacek, Bob	3	13	4.3	6	0
Ninowski, Jim	1	11	11.0	11	0
Carpenter, Preston	1	4	4.0	4	0
Browns	457	2,149	4.7	90t	20
Opponents	360	1,422	4.0	65	7

Receiving	No	Yds	Avg	LG	TD
Howton, Billy	39	510	13.1	36t	1
Mitchell, Bobby	35	351	10.0	76t	4
Renfro, Ray	30	528	17.6	70t	6
Carpenter, Preston	24	372	15.5	43t	2
Brown, Jim	24	190	7.9	25	0
Clarke, Frank	3	44	14.7	20	0
Modzelewski, Ed	3	18	6.0	13	1
Plum, Milt	1	20	20.0	20	0
Browns	159	2,033	12.8	76t	14
Opponents	168	2,457	14.6	71	17

Interceptions	No	Yds	Avg	LG	TD
Parrish, Bernie	5	83	16.6	37t	1
Wren, Junior	5	39	7.8	22	0
Shofner, Jim	2	50	25.0	30	0
Noll, Chuck	2	5	2.5	5	0
Konz, Ken	1	35	35.0	21	0
Fiss, Galen	1	9	9.0	9	0
Michaels, Walt	1	7	7.0	7	0
Lahr, Warren	1	0	0.0	0	0
Costello, Vince	0	14	0.0	14	0
Browns	18	242	13.4	37t	1
Opponents	9	139	15.4	32	1

Punting	No	Yds	Avg	In20	TB	LG	Blk
Wren, Junior	27	996	36.9	0	1	55	0
Shofner, Jim	23	860	37.4	0	1	48	0
Browns	50	1,856	37.1	0	2	55	0
Opponents	50	2,121	42.4	0	5	62	0

Punt Returns	No	FC	Yds	Avg	LG	TD
Mitchell, Bobby	17	0	177	10.4	78t	1
Konz, Ken	9	0	34	3.8	11	0
Browns	26	0	211	8.1	78t	1
Opponents	32	0	39	1.2	11	0

Kickoff Returns	No	Yds	Avg	LG	TD
Mitchell, Bobby	11	236	21.5	31	0
Bolden, Leroy	9	170	18.9	38	0
Brown, Jim	4	88	22.0	29	0
Modzelewski, Ed	4	37	9.3	19	0
Noll, Chuck	1	20	20.0	20	0
Browns	29	551	19.0	38	0
Opponents	38	734	19.3	46	0

Date	Result	Opponent	Att.
09/26	L 7-17	at Pittsburgh Steelers	33,844
10/04	W 34-7	at Chicago Cardinals	19,935
10/11	L 6-10	New York Giants	65,534
10/18	W 17-7	Chicago Cardinals	46,422
10/25	W 34-7	Washington Redskins	42,732
11/01	W 38-31	at Baltimore Colts	57,557
11/08	W 28-7	Philadelphia Eagles	58,275
11/15	W 31-17	at Washington Redskins	32,266
11/22	L 20-21	Pittsburgh Steelers	68,563
11/29	L 20-21	San Francisco 49ers	56,854
12/06	L 7-48	at New York Giants	68,436
12/13	W 28-21	at Philadelphia Eagles	45,952

Team Statistics	Browns	Opponent
Total First Downs	234	205
Rushing	118	75
Passing	109	115
Penalty	7	15
Total Net Yards	4,015	3,764
Avg. Per Game	334.6	313.7
Total Plays	733	679
Avg. Per Play	5.5	5.5
Net Yards Rushing	2,149	1,422
Avg. Per Game	179.1	118.5
Total Rushes	457	360
Net Yards Passing	1,866	2,342
Avg. Per Game	155.5	195.2
Sacked/Yards Lost	0/167	0/115
Gross Yards	2,033	2,457
Attempts/Completions	276/159	319/168
Completion Pct.	57.6%	52.7%
Had Intercepted	9	18
Punts/Avg.	50/37.1	50/42.4
Net Punting Avg.	50/36.3	50/38.2
Penalties/Yards Lost	36/329	32/285
Fumbles/Ball Lost	8/5	20/12
Touchdowns	37	28
Rushing	20	9
Passing	14	17
Returns	3	2

Score By Periods	1st	2nd	3rd	4th	OT	Tot.
Browns	65	72	44	89	0	270
Opponents	17	94	65	38	0	214

Passing	Att	Cmp	Yds	Pct	Av/At	TD	TD%	Int	Int%	LG	Tkld	Rating
Plum, Milt	266	156	1,992	58.6	7.49	14	5.3	8	3.0	76t	0/157	87.2
Ninowski, Jim	10	3	41	30.0	4.10	0	0.0	1	10.0	20	0/10	4.6
Browns	276	159	2,033	57.6	7.37	14	5.1	9	3.3	76t	0/167	84.1
Opponents	319	168	2,457	52.7	7.70	17	5.3	18	5.6	71	0/115	72.3

1960

Coach: Paul Brown
Top Draft Choice: E Jim Houston

1960 USUAL STARTING LINEUPS

Offense		Defense	
LE 88	R. Kreitling	LE 84	P. Wiggins
87	F. Murphy	82	J. Houston
LT 77	Dick Schafrath	LT 79	Bob Gain
LG 64	Jim Ray Smith	RT 72	Floyd Peters
C 56	John Morrow	RE 80	J. Marshall
RG 66	Gene Hickerson	84	P. Wiggins
RT 74	Mike McCormack	LLB 35	Galen Fiss
RE 86	G. Nagler	MLB 50	Vince Costello
88	R. Kreitling	RLB 34	Walt Michaels
WR 26	R. Renfro, B1 L. Clarke	LCB 30	Bernie Parrish
QB 16	Milt Plum	RCB 44	Jim Shofner
RB 49	Bobby Mitchell	LS 46	Don Fleming
RB 32	Jim Brown	RS 22	R. Mostardi
		24	B. Franklin

Radio Announcers:
 Bill McColgan, Jim Graner (WGAR 1220 AM)

Television Announcers:
 Ken Coleman, Jimmy Dudley (WJW-Channel 8)

Date	Result	Opponent	Att.
09/25	W 41-24	at Philadelphia Eagles	56,303
10/02	W 28-20	Pittsburgh Steelers	67,692
10/16	W 48-7	at Dallas Cowboys	28,500
10/23	L 29-31	Philadelphia Eagles	64,850
10/30	W 31-10	at Washington Redskins	32,086
11/06	L 13-17	New York Giants	82,872
11/13	W 28-27	St. Louis Cardinals	49,192
11/20	L 10-14	at Pittsburgh Steelers	35,215
11/27	T 17-17	at St. Louis Cardinals	26,146
12/04	W 27-16	Washington Redskins	35,211
12/11	W 42-0	Chicago Bears	38,155
12/15	W 48-34	at New York Giants	56,517
Playoff Bowl			
01/07	L 16-17	Detroit Lions (at Miami)	34,981

Team Statistics	Browns	Opponent								
Total First Downs	219	208								
Rushing	107	92								
Passing	96	102								
Penalty	16	14								
Total Net Yards	3,974	3,806								
Avg. Per Game	331.2	317.2								
Total Plays	647	724								
Avg. Per Play	6.1	5.3								
Net Yards Rushing	1,930	1,643								
Avg. Per Game	160.8	136.9								
Total Rushes	383	405								
Net Yards Passing	2,044	2,163								
Avg. Per Game	170.3	180.3								
Sacked/Yards Lost	0/299	0/207								
Gross Yards	2,343	2,370								
Attempts/Completions	264/160	319/163								
Completion Pct.	60.6%	51.1%								
Had Intercepted	5	31								
Punts/Avg.	55/42.0	46/45.0								
Net Punting Avg.	55/38.7	46/40.5								
Penalties/Yards Lost	49/534	48/526								
Fumbles/Ball Lost	20/12	27/14								
Touchdowns	47	26								
Rushing	18	10								
Passing	22	15								
Returns	7	1								
Score By Periods										
	1st	2nd	3rd	4th	OT	Tot.				
Browns	59	150	58	95	0	— 362				
Opponents	41	60	48	68	0	— 217				
Scoring										
	Ru	Pa	St	DI	PAT	2Ru	2Pa	FG	Saf	TP
Baker, Sam	0	0	0	0	44/46	0	0	12/20	0	80
Mitchell, B.	5	6	1	0	0/0	0	0	0/0	0	72

Passing	Att	Cmp	Yds	Pct	Au/At	TD	TD%	Int	Int%	LG	Tkld	Rating
Plum, Milt	250	151	2,297	60.4	9.19	21	8.4	5	2.0	86t	0/275	110.4
Dawson, Len	13	8	23	61.5	1.77	0	0.0	0	0.0	23	0/24	65.9
Mitchell, Bobby	1	1	23	100.0	23.00	1	100.0	0	0.0	23t	0/0	158.3
Browns	264	160	2,343	60.6	8.88	22	8.3	5	1.9	86t	0/299	109.5
Opponents	319	163	2,370	51.1	7.43	15	4.7	31	9.7	70t	0/207	51.7

Brown, Jim	9	2	0	0	0/0	0	0	0/0	0	66
Renfro, Ray	0	4	0	0	0/0	0	0	0/0	0	24
Clarke, Leon	0	4	0	0	0/0	0	0	0/0	0	24
Kreitling, Rich	0	3	0	0	0/0	0	0	0/0	0	18
Nagler, Gern	0	3	0	0	0/0	0	0	0/0	0	18
Franklin, B.	0	0	2	0	0/0	0	0	0/0	0	12
Plum, Milt	2	0	0	0	0/0	0	0	0/0	0	12
Parrish, Bernie	0	0	1	0	0/0	0	0	0/0	0	6
Caleb, Jamie	1	0	0	0	0/0	0	0	0/0	0	6
Stephens, L.	0	0	1	0	0/0	0	0	0/0	0	6
Gain, Bob	0	0	1	0	0/0	0	0	0/0	0	6
Wiggins, Paul	0	0	1	0	0/0	0	0	0/0	0	6
Gautt, Prentice	1	0	0	0	0/0	0	0	0/0	0	6
Team, Stat	0	0	0	0	0/1	0	0	0/0	0	0
Browns	18	22	1	6	44/47	0	0	12/20	0	362
Opponents	10	15	1	0	25/26	0	0	12/21	0	217

Rushing	No	Yds	Avg	LG	TD
Brown, Jim	215	1,257	5.8	71t	9
Mitchell, Bobby	111	506	4.6	50	5
Gautt, Prentice	28	159	5.7	23	1
Plum, Milt	17	-24	-1.4	7	2
Caleb, Jamie	8	60	7.5	30	1
Kreitling, Rich	2	-17	-8.5	-2	0
Dawson, Len	1	0	0.0	0	0
Baker, Sam	1	-11	-11.0	-11	0
Browns	383	1,930	5.0	71t	18
Opponents	405	1,643	4.1	57	10

Receiving	No	Yds	Avg	LG	TD
Mitchell, Bobby	45	612	13.6	69t	6
Nagler, Gern	36	616	17.1	53t	3
Renfro, Ray	24	378	15.8	66t	4
Brown, Jim	19	204	10.7	37t	2
Kreitling, Rich	16	316	19.8	69t	3
Clarke, Leon	11	184	16.7	86t	4
Caleb, Jamie	5	-18	-3.6	2	0
Murphy, Fred	2	36	18.0	23	0
Gautt, Prentice	1	10	10.0	10	0
Williams, A.D.	1	5	5.0	5	0
Browns	160	2,343	14.6	86t	22
Opponents	163	2,370	14.5	70t	15

Interceptions	No	Yds	Avg	LG	TD
Franklin, Bobby	8	131	16.4	37t	2
Shofner, Jim	8	75	9.4	23	0
Parrish, Bernie	6	238	39.7	92t	1
Fleming, Don	5	85	17.0	30	0
Stephens, Larry	1	34	34.0	34t	1
Gain, Bob	1	22	22.0	22t	1
Wiggins, Paul	1	20	20.0	20t	1
Fiss, Galen	1	19	19.0	10	0
Browns	31	624	20.1	92t	6
Opponents	5	58	11.6	30	1

Punting	No	Yds	Avg	In20	TB	LG	Bkls
Baker, Sam	55	2,309	42.0	0	2	64	0
Browns	55	2,309	42.0	0	2	64	0
Opponents	46	2,072	45.0	0	8	75	0

Punt Returns	No	FC	Yds	Avg	LG	TD
Shofner, Jim	11	0	105	9.5	36	0
Mitchell, Bobby	9	0	101	11.2	34	0
Franklin, Bobby	1	0	2	2.0	2	0
Browns	21	0	208	9.9	36	0
Opponents	24	0	178	7.4	46	0

Kickoff Returns	No	Yds	Avg	LG	TD
Mitchell, Bobby	17	432	25.4	90t	1
Brown, Jim	14	300	21.4	33	0
Caleb, Jamie	5	90	18.0	21	0
Gautt, Prentice	3	47	15.7	19	0
Parrish, Bernie	2	0	0.0	0	0
Franklin, Bobby	1	23	23.0	23	0
Fleming, Don	1	8	8.0	8	0
Stephens, Larry	1	0	0.0	0	0
Fichtner, Ross	1	0	0.0	0	0
Browns	45	900	20.0	90t	1
Opponents	62	1,177	19.0	55	0

YEAR-BY-YEAR
1960 REGULAR SEASON RESULTS (8-3-1)

1961

Coach: Paul Brown

Top Draft Choice: E Robert Crespino

1961 USUAL STARTING LINEUPS

Offense

LE	88	R. Kreitling
LT	77	Dick Schafrath
LG	64	Jim Ray Smith
C	56	John Morrow
RG	60	John Wooten
RT	74	Mike McCormack
RE	86	Gern Nagler
WR	26	Ray Renfro
QB	16	Milt Plum
RB	49	B. Mitchell
RB	22	T. Watkins
RB	32	Jim Brown

Defense

LDE	82	Jim Houston
LDT	79	Bob Gain
RDT	72	F. Peters
68	L. Stephens	
RDE	84	Paul Wiggins
LLB	50	V. Costello, 35 G. Fiss
MLB	52	Dave Lloyd
RLB	34	Walt Michaels
LCB	30	Bernie Parrish
RCB	44	Jim Shofner
LS	46	Don Fleming
RS	24	Bobby Franklin

Radio Announcers:

Gib Shanley, Les Clark (WGAR 1220 AM)

Television Announcers:

Ken Coleman, Cliff Lewis (WJW-Channel 8)

Date	Result	Opponent	Att.
09/17	L 20-27	at Philadelphia Eagles	60,671
09/24	W 20-17	St. Louis Cardinals	50,443
10/01	W 25-7	Dallas Cowboys	43,638
10/08	W 31-7	Washington Redskins	46,186
10/15	L 17-49	Green Bay Packers	75,042
10/22	W 30-28	at Pittsburgh Steelers	29,266
10/29	W 21-10	at St. Louis Cardinals	26,696
11/05	L 13-17	Pittsburgh Steelers	62,723
11/12	W 17-6	at Washington Redskins	28,975
11/19	W 45-24	Philadelphia Eagles	68,399
11/26	L 21-37	New York Giants	80,455
12/03	W 38-17	at Dallas Cowboys	23,500
12/10	L 14-17	at Chicago Bears	38,717
12/17	T 7-7	at New York Giants	61,084

Team Statistics	Browns	Opponent
Total First Downs	246	243
Rushing	116	87
Passing	120	146
Penalty	10	10
Total Net Yards	4,537	4,131
Avg. Per Game	324.1	295.1
Total Plays	796	769
Avg. Per Play	5.7	5.4
Net Yards Rushing	2,163	1,605
Avg. Per Game	154.5	114.6
Total Rushes	476	411
Net Yards Passing	2,374	2,526
Avg. Per Game	169.6	180.4
Sacked/Yards Lost	0/164	0/305
Gross Yards	2,538	2,831
Attempts/Completions	320/185	358/200
Completion Pct.	57.8%	55.9%
Had Intercepted	13	20
Punts/Avg.	53/43.3	54/42.9
Net Punting Avg.	53/39.3	54/37.6
Penalties/Yards Lost	47/455	38/367
Fumbles/Ball Lost	28/20	23/18
Touchdowns	39	34
Rushing	15	16
Passing	20	16
Returns	4	2

Score By Periods	1st	2nd	3rd	4th	OT	Tot.
Browns	91	78	43	107	0	319
Opponents	41	62	57	110	0	270

Scoring	Ru	Pa	St	Of	PAT	2Ru	2Pa	FG	Sel	TP
Groza, Lou	0	0	0	0	37/38	0	0	16/23	0	85

Passing	Att	Cmp	Yds	Pct	Av/At	TD	TD%	Int	Int%	LG	Tkld	Rating
Plum, Milt	302	177	2,416	58.6	8.00	18	6.0	10	3.3	77t	0/145	90.3
Dawson, Len	15	7	85	46.7	5.67	1	6.7	3	20.0	17t	0/19	47.2
Brown, Jim	3	1	37	33.3	12.33	1	33.3	0	0.0	37t	0/0	120.8
Browns	320	185	2,538	57.8	7.93	20	6.3	13	4.1	77t	0/164	87.2
Opponents	358	200	2,831	55.9	7.91	16	4.5	20	5.6	88t	0/305	73.2

Mitchell, B.	5	3	2	0	0/0	0	0	0/0	0	60
Brown, Jim	8	2	0	0	0/0	0	0	0/0	0	60
Renfro, Ray	0	6	0	0	0/0	0	0	0/0	0	36
Kreitling, Rich	0	3	0	0	0/0	0	0	0/0	0	18
Clarke, Leon	0	2	0	0	0/0	0	0	0/0	0	12
Watkins, Tom	0	1	0	0	0/0	0	0	0/0	0	6
Franklin, B.	1	0	0	0	0/0	0	0	0/0	0	6
Parrish, Bernie	0	0	0	1	0/0	0	0	0/0	0	6
Plum, Milt	1	0	0	0	0/0	0	0	0/0	0	6
Costello, Vince	0	0	1	0/0	0	0	0	0/0	0	6
Ferguson, C.	0	1	0	0	0/0	0	0	0/0	0	6
Nagler, Gern	0	1	0	0	0/0	0	0	0/0	0	6
Crespino, Bob	0	1	0	0	0/0	0	0	0/0	0	6
Team, Stat	0	0	0	0	0/1	0	0	0/0	0	0
Browns	15	20	2	2	37/39	0	0	16/23	0	319
Opponents	16	16	2	0	33/34	0	0	11/29	0	270

Rushing	No	Yds	Avg	LG	TD
Brown, Jim	305	1,408	4.6	38	8
Mitchell, Bobby	101	548	5.4	56t	5
Watkins, Tom	43	209	4.9	21	0
Plum, Milt	24	-17	-0.7	14	1
Franklin, Bobby	1	12	12.0	12t	1
Powell, Preston	1	5	5.0	5	0
Dawson, Len	1	-10	-10.0	-10	0
Kreitling, Rich	0	4	0.0	4	0
McCormack, Mike	0	4	0.0	4	0
Browns	476	2,163	4.5	56t	15
Opponents	411	1,605	3.9	47	16

Receiving	No	Yds	Avg	LG	TD
Renfro, Ray	48	834	17.4	57	6
Brown, Jim	46	459	10.0	77t	2
Mitchell, Bobby	32	368	11.5	52t	3
Kreitling, Rich	21	229	10.9	19	3
Nagler, Gern	19	241	12.7	21t	1
Clarke, Leon	11	211	19.2	41t	2
Watkins, Tom	4	66	16.5	35	1
Ferguson, Charles	2	68	34.0	60t	1
Crespino, Bob	2	62	31.0	49	1
Browns	185	2,538	13.7	77t	20
Opponents	200	2,831	14.2	88t	16

Interceptions	No	Yds	Avg	LG	TD
Parrish, Bernie	7	40	5.7	15	0
Shofner, Jim	5	8	1.6	5	0
Fleming, Don	3	62	20.7	41	0
Franklin, Bobby	2	20	10.0	20	0
Michaels, Walt	2	17	8.5	15	0
Fiss, Gena	1	13	13.0	13	0
Browns	20	160	8.0	41	0
Opponents	13	302	23.2	50	1

Punting	No	Yds	Avg	In20	TB	LG	Blk
Baker, Sam	53	2,296	43.3	0	5	62	0
Browns	53	2,296	43.3	0	5	62	0
Opponents	54	2,314	42.9	0	5	68	0

Punt Returns	No	FC	Yds	Avg	LG	TD
Mitchell, Bobby	14	2	164	11.7	64t	1
Shofner, Jim	14	6	119	8.5	21	0
Browns	28	8	283	10.1	64t	1
Opponents	27	9	213	7.9	47	0

Kickoff Returns	No	Yds	Avg	LG	TD
Mitchell, Bobby	16	428	26.8	91t	1
Powell, Preston	16	321	20.1	36	0
Watkins, Tom	9	226	25.1	47	0
Baker, Sam	3	57	19.0	25	0
Brown, Jim	2	50	25.0	26	0
Stephens, Larry	1	15	15.0	15	0
Fichtner, Ross	1	11	11.0	11	0
Linden, Errol	1	5	5.0	5	0
Brewer, Johnny	1	2	2.0	2	0
Browns	50	1,115	22.3	91t	1
Opponents	56	1,465	26.2	105t	1

1962

Coach: Paul Brown
Top Draft Choice: E Gary Collins

1962 USUAL STARTING LINEUPS

Offense		Defense	
WR 88	Rich Kreitling	LDE 84	Paul Wiggins
LT 77	Dick Schafrath	LDT 79	Bob Gain
LG 64	Jim Ray Smith	RDT 72	Floyd Peters
C 56	John Morrow	RDE 80	Bill Glass
RG 60	J. Wooten	LLB 35	Galen Fiss
66	G. Hickerson	MLB 50	Vince Costello
RT 74	Mike McCormack	RLB 52	Mike Lucci
TE 83	J. Brewer, 81 L. Clarke	LCB 30	Bernie Parrish
WR 26	Ray Renfro	RCB 44	Jim Shofner
QB 13	F. Ryan, 15 J. Ninowski	LS 20	Ross Fichtner
RB 49	T. Wilson, 36 C. Scales	RS 24	B. Franklin
RB 32	Jim Brown	46	D. Fleming

Radio Announcers:
 Gib Shanley, Ray Tannehill (WVER 1300 AM)

Television Announcers:
 Ken Coleman, Cliff Lewis (WJW-Channel 8)

Date	Result	Opponent	Att.
09/16	W 17-7	New York Giants	81,115
09/23	L 16-17	Washington Redskins	57,491
09/30	L 7-35	at Philadelphia Eagles	60,671
10/07	W 19-10	Dallas Cowboys	44,040
10/14	L 14-36	Baltimore Colts	80,132
10/21	W 34-7	at St. Louis Cardinals	23,256
10/28	W 41-14	at Pittsburgh Steelers	35,417
11/04	T 14-14	Philadelphia Eagles	63,848
11/11	L 9-17	at Washington Redskins	48,169
11/18	W 38-14	St. Louis Cardinals	41,815
11/25	W 35-14	Pittsburgh Steelers	53,601
12/02	L 21-45	at Dallas Cowboys	24,226
12/09	L 13-17	at New York Giants	62,794
12/15	W 13-10	at San Francisco 49ers	35,274

Team Statistics	Browns	Opponent
Total First Downs	252	263
Rushing	105	122
Passing	133	125
Penalty	14	16
Total Net Yards	4,306	3,924
Avg. Per Game	307.6	280.3
Total Plays	784	807
Avg. Per Play	5.5	4.9
Net Yards Rushing	1,772	1,940
Avg. Per Game	126.6	138.6
Total Rushes	414	466
Net Yards Passing	2,534	1,984
Avg. Per Game	181.0	141.7
Sacked/Yards Lost	0/213	0/293
Gross Yards	2,747	2,277
Attempts/Completions	370/200	341/189
Completion Pct.	54.1%	55.4%
Had Intercepted	16	24
Punts/Avg.	45/42.8	56/40.6
Net Punting Avg.	45/40.1	56/38.6
Penalties/Yards Lost	56/600	53/547
Fumbles/Ball Lost	24/17	23/13
Touchdowns	36	34
Rushing	18	17
Passing	17	15
Returns	1	2

Score By Periods	1st	2nd	3rd	4th	OT	Tot.
Browns	50	79	60	102	0	291
Opponents	44	54	80	79	0	257

Passing	Att	Cmp	Yds	Pct	Av/At	TD	TD%	Int	Int%	LG	Tkld	Rating
Ryan, Frank	194	112	1,541	57.7	7.94	10	5.2	7	3.6	65t	0/156	85.4
Ninowski, Jim	173	87	1,178	50.3	6.81	7	4.0	8	4.6	53t	0/57	66.6
Brown, Jim	2	1	28	50.0	14.00	0	0.0	0	0.0	28	0/0	95.8
Scales, Charley	1	0	0	0.0	0.00	0	0.0	1	100.0	0	0/0	0.0
Browns	370	200	2,747	54.1	7.42	17	4.6	16	4.3	65t	0/213	75.4
Opponents	341	189	2,277	55.4	6.68	15	4.4	24	7.0	50t	0/293	61.4

Scoring	Ru	Pa	St	DI	PAT	2Ru	2Pa	FG	Sal	TP
Brown, Jim	13	5	0	0	0/0	0	0	0/0	0	108
Groza, Lou	0	0	0	0	33/35	0	0	0	14/31	0
Renfro, Ray	0	4	0	0	0/0	0	0	0/0	0	24
Kreitling, Rich	0	3	0	0	0/0	0	0	0/0	0	18
Scales, C.	3	0	0	0	0/0	0	0	0/0	0	18
Collins, Gary	0	2	0	0	0/0	0	0	0/0	0	12
Brewer, J.	0	2	0	0	0/0	0	0	0/0	0	12
Costello, Vince	0	0	0	1	0/0	0	0	0/0	0	6
Wilson, Tom	1	0	0	0	0/0	0	0	0/0	0	6
Green, Ernie	0	1	0	0	0/0	0	0	0/0	0	6
Ryan, Frank	1	0	0	0	0/0	0	0	0/0	0	6
Team, Stat	0	0	0	0	0/1	0	0	0/0	0	0
Browns	18	17	0	1	33/36	0	0	0	14/31	0
Opponents	17	15	2	0	32/34	0	0	0	7/14	0

Rushing	No	Yds	Avg	LG	TD
Brown, Jim	230	996	4.3	31	13
Scales, Charley	56	239	4.3	27	3
Wilson, Tom	46	141	3.1	17	1
Ryan, Frank	42	242	5.8	39	1
Green, Ernie	31	139	4.5	45	0
Ninowski, Jim	9	15	1.7	7	0
Browns	414	1,772	4.3	45	18
Opponents	466	1,940	4.2	27	17

Receiving	No	Yds	Avg	LG	TD
Brown, Jim	47	517	11.0	53t	5
Kreitling, Rich	44	659	15.0	55	3
Renfro, Ray	31	638	20.6	63t	4
Brewer, Johnny	22	290	13.2	37	2
Green, Ernie	17	194	11.4	65	1
Collins, Gary	11	153	13.9	29	2
Clarke, Leon	10	106	10.6	22	0
Wilson, Tom	8	110	13.8	42	0
Scales, Charley	8	67	8.4	22	0
Crespiro, Bob	2	13	6.5	9	0
Browns	200	2,747	13.7	65t	17
Opponents	189	2,277	12.0	50t	15

Interceptions	No	Yds	Avg	LG	TD
Fichtner, Ross	7	76	10.9	31	0
Shofner, Jim	4	86	21.5	35	0
Fiss, Galen	4	81	20.3	40	0
Costello, Vince	3	40	13.3	22	0
Parrish, Bernie	2	37	18.5	37	0
Fleming, Don	2	13	6.5	13	0
Franklin, Bobby	1	10	10.0	10	0
Peters, Floyd	1	9	9.0	9	0
Browns	24	352	14.7	40	0
Opponents	16	161	10.1	39	0

Punting	No	Yds	Avg	In20	TB	LG	Blk
Collins, Gary	45	1,926	42.8	0	4	64	0
Browns	45	1,926	42.8	0	4	64	0
Opponents	56	2,271	40.6	0	5	78	0

Punt Returns	No	FC	Yds	Avg	LG	TD
Cassady, Howard	7	3	47	6.7	13	0
Shofner, Jim	8	11	33	4.1	9	0
Green, Ernie	5	4	31	6.2	10	0
Browns	20	18	111	5.6	13	0
Opponents	15	16	121	8.1	38	0

Kickoff Returns	No	Yds	Avg	LG	TD
Green, Ernie	13	250	19.2	41	0
Wilson, Tom	11	307	27.9	46	0
Cassady, Howard	10	233	23.3	33	0
Scales, Charley	9	154	17.1	22	0
Tidmore, Sam	2	39	19.5	31	0
Collins, Gary	1	0	0.0	0	0
Browns	46	983	21.4	46	0
Opponents	49	1,098	22.4	66	0

1963

Coach: Blanton Collier
Top Draft Choice: E Tom Hutchinson

1963 USUAL STARTING LINEUPS

Offense	Defense
WR 88 Rich Kreitling	LDE 84 Paul Wiggin
LT 77 Dick Schafrath	LDT 79 Bob Gain
LG 60 John Wooten	RDT 78 Frank Parker
C 56 John Morrow	RDE 80 Bill Glass
RG 66 Gene Hickerson	LLB 82 Jim Houston
RT 70 John Brown	MLB 50 Vince Costello
TE 83 Johnny Brewer	RLB 35 Galen Fiss
WR 86 Gary Collins	LCB 30 Bernie Parrish
QB 13 Frank Ryan	RCB 44 Jim Shofner
RB 48 E. Green	LS 23 Larry Benz
34 K. Webb	RS 20 Ross Fichtner
RB 32 Jim Brown	

Radio Announcers:
 Gib Shanley, Jim Graner (WERE 1300 AM)

Television Announcers:
 Ken Coleman, Warren Lahr (WJW-Channel 8)

Scoring	Ru	Pa	St	DF	PAT	2Ru	2Pa	FG	Saf	TP
Brown, Jim	12	3	0	0	0/0	0	0	0/0	0	90
Groza, Lou	0	0	0	0	40/43	0	0	15/23	0	85
Collins, Gary	0	13	0	0	0/0	0	0	0/0	0	78
Kreitling, Rich	0	6	0	0	0/0	0	0	0/0	0	36
Green, Ernie	0	3	0	0	0/0	0	0	0/0	0	18
Ryan, Frank	2	0	0	0	0/0	0	0	0/0	0	12
Crespino, Bob	0	1	0	0	0/0	0	0	0/0	0	6
Scales, C	1	0	0	0	0/0	0	0	0/0	0	6
Renfro, Ray	0	1	0	0	0/0	0	0	0/0	0	6
Fichtner, Ross	0	0	1	0	0/0	0	0	0/0	0	6
Browns	15	27	0	1	40/43	0	0	15/23	0	343
Opponents	10	16	4	0	29/30	0	0	17/35	1	262

Rushing	No	Yds	Avg	LG	TD
Brown, Jim	291	1,863	6.4	80t	12
Green, Ernie	87	526	6.0	73	0
Ryan, Frank	62	224	3.6	25	2
Webb, Ken	12	58	4.8	19	0
Ninowski, Jim	5	-19	-3.8	2	0
Scales, Charley	2	-3	-1.5	2t	1
Franklin, Bobby	1	-10	-10.0	-10	0
Browns	460	2,639	5.7	80t	15
Opponents	423	1,651	3.9	32	10

Receiving	No	Yds	Avg	LG	TD
Collins, Gary	43	674	15.7	49t	13
Brewer, Johnny	29	454	15.7	55	0
Green, Ernie	28	305	10.9	35	3
Brown, Jim	24	268	11.2	83t	3
Kreitling, Rich	22	386	17.5	45	6
Hutchinson, Tom	9	244	27.1	70	0
Renfro, Ray	4	82	20.5	39t	1
Crespino, Bob	2	22	11.0	18	1
Webb, Ken	2	2	1.0	5	0
Scales, Charley	1	13	13.0	13	0
Ryan, Frank	0	-1	0.0	-1	0
Browns	164	2,449	14.9	83t	27
Opponents	208	2,718	13.1	99t	16

Interceptions	No	Yds	Avg	LG	TD
Costello, Vince	7	118	16.9	31	0
Benz, Larry	7	114	16.3	38	0
Fichtner, Ross	2	75	37.5	39	1
Franklin, Bobby	2	26	13.0	14	0
Fiss, Galen	2	8	4.0	6	0
Wiggin, Paul	1	2	2.0	2	0
Houston, Jim	1	0	0.0	0	0
Browns	22	343	15.6	39	1
Opponents	20	317	15.9	55	1

Punting	No	Yds	Avg	In20	TB	LG	Blk
Collins, Gary	54	2,160	40.0	0	4	73	0
Browns	54	2,160	40.0	0	4	73	0
Opponents	57	2,492	43.7	0	3	69	0

Punt Returns	No	FC	Yds	Avg	LG	TD
Shorter, Jim	7	2	134	19.1	52	0
Green, Ernie	6	11	79	13.2	55	0
Shofner, Jim	9	2	41	4.6	15	0
Parrish, Bernie	3	1	31	10.3	21	0
Browns	25	16	285	11.4	55	0
Opponents	22	16	216	9.8	29	0

Kickoff Returns	No	Yds	Avg	LG	TD
Green, Ernie	18	394	21.9	34	0
Scales, Charley	16	432	27.0	50	0
Shorter, Jim	9	219	24.3	49	0
Franklin, Bobby	2	33	16.5	19	0
Webb, Ken	1	12	12.0	12	0
Tidmore, Sam	1	5	5.0	5	0
Morrow, John	1	4	4.0	4	0
Shofner, Jim	1	0	0.0	0	0
Benz, Larry	1	0	0.0	0	0
Browns	50	1,099	22.0	50	0
Opponents	58	1,424	24.6	92t	1

Date	Result	Opponent	Att.
09/15	W 37-14	Washington Redskins	57,618
09/22	W 41-24	at Dallas Cowboys	28,710
09/29	W 20-6	Los Angeles Rams	54,713
10/05	W 35-23	Pittsburgh Steelers	84,684
10/13	W 35-24	at New York Giants	62,956
10/20	W 37-7	Philadelphia Eagles	75,174
10/27	L 6-33	New York Giants	84,213
11/03	W 23-17	at Philadelphia Eagles	60,671
11/10	L 7-9	at Pittsburgh Steelers	54,497
11/17	L 14-20	St. Louis Cardinals	75,932
11/24	W 27-17	Dallas Cowboys	55,096
12/01	W 24-10	at St. Louis Cardinals	32,531
12/08	L 10-38	at Detroit Lions	51,382
12/15	W 27-20	at Washington Redskins	40,865
Playoff Bowl			
01/05	L 23-40	G.B. Packers (at Miami)	54,921

Team Statistics	Browns	Opponent
Total First Downs	252	242
Rushing	135	99
Passing	100	129
Penalty	17	14
Total Net Yards	4,856	4,126
Avg. Per Game	346.9	294.7
Total Plays	807	860
Avg. Per Play	6.0	4.8
Net Yards Rushing	2,639	1,651
Avg. Per Game	188.5	117.9
Total Rushes	460	423
Net Yards Passing	2,217	2,475
Avg. Per Game	158.4	176.8
Sacked/Yards Lost	25/232	29/243
Gross Yards	2,449	2,718
Attempts/Completions	322/164	408/208
Completion Pct.	50.9%	51.0%
Had Intercepted	20	22
Punts/Avg.	54/40.0	57/43.7
Net Punting Avg.	54/36.0	57/38.7
Penalties/Yards Lost	52/609	63/592
Fumbles/Ball Lost	25/17	13/10
Touchdowns	43	30
Rushing	15	10
Passing	27	16
Returns	1	4

Score By Periods	1st	2nd	3rd	4th	OT	Tot.
Browns	85	112	40	106	0	343
Opponents	60	91	60	51	0	262

Passing	Att	Cmp	Yds	Pct	Av/At	TD	TD%	Int	Int%	LG	Tkld	Rating
Ryan, Frank	256	135	2,038	52.7	7.96	25	9.8	13	5.1	83t	20/179	90.6
Ninowski, Jim	61	29	423	47.5	6.93	2	3.3	6	9.8	70	4/45	41.9
Brown, Jim	4	0	0	0.0	0.00	0	0.0	0	0.0	0	1/8	39.6
Groza, Lou	1	0	0	0.0	0.00	0	0.0	1	100.0	0	0/0	0.0
Browns	322	164	2,461	50.9	7.64	27	8.4	20	6.2	83t	25/232	78.4
Opponents	408	208	2,718	51.0	6.66	16	3.9	22	5.4	99t	29/243	62.9

YEAR-BY-YEAR REGULAR SEASON RESULTS (10-4)

1964

Coach: Blanton Collier
 Top Draft Choice: WR Paul Warfield

1964 USUAL STARTING LINEUPS

Offense			Defense		
WR 42	Paul Warfield	LDE 84	Paul Wiggins	LT 77	Dick Schafraath
LT 77	Dick Schafraath	LDT 74	Dick Modzelewski	LG 60	John Wooten
LG 60	John Wooten	RDE 69	Jim Kanicki	C 56	John Morrow
C 56	John Morrow	RDE 80	Bill Glasick	RG 66	Gene Hickerson
RG 66	Gene Hickerson	LLB 82	Jim Houston	RT 70	John Brown
RT 70	John Brown	MLB 50	Vince Costello	TE 83	J. Brewer
TE 83	J. Brewer	RLB 35	Galen Fiss	87	T. Hutchinson
WR 86	Gary Collins	LCB 30	Bernie Parrish	QB 13	Frank Ryan
QB 13	Frank Ryan	RCB 49	Walter Beach	RB 48	Ernie Green
RB 48	Ernie Green	LS 23	Larry Benz	RB 32	Jim Brown
RB 32	Jim Brown	RS 24	B. Franklin		
		22	L. Caylor		

Radio Announcers:
 Gib Shanley, Jim Graner (WERE 1300 AM)

Television Announcers:
 Ken Coleman, Warren Lahr (WJW-Channel 8)

Date	Result	Opponent	Att.
09/13	W 27-13	at Washington Redskins	47,577
09/20	T 33-33	St. Louis Cardinals	76,954
09/27	W 28-20	at Philadelphia Eagles	60,671
10/04	W 27-6	Dallas Cowboys	72,062
10/10	L 7-23	Pittsburgh Steelers	80,530
10/18	W 20-16	at Dallas Cowboys	37,456
10/25	W 42-20	New York Giants	81,050
11/01	W 30-17	at Pittsburgh Steelers	49,568
11/08	W 34-24	Washington Redskins	76,385
11/15	W 37-21	Detroit Lions	83,064
11/22	L 21-28	at Green Bay Packers	48,065
11/29	W 38-24	Philadelphia Eagles	79,289
12/06	L 19-28	at St. Louis Cardinals	31,585
12/12	W 52-20	at New York Giants	63,007
NFL Championship			
12/27	W 27-0	Baltimore Colts	79,544

Team Statistics	Browns	Opponent
Total First Downs	255	275
Rushing	119	119
Passing	118	137
Penalty	18	19
Total Net Yards	4,486	4,722
Avg. Per Game	320.4	337.3
Total Plays	807	894
Avg. Per Play	5.6	5.3
Net Yards Rushing	2,163	2,012
Avg. Per Game	154.5	143.7
Total Rushes	435	465
Net Yards Passing	2,323	2,710
Avg. Per Game	165.9	193.6
Sacked/Yards Lost	28/219	28/222
Gross Yards	2,542	2,932
Attempts/Completions	344/181	401/230
Completion Pct.	52.6%	57.4%
Had Intercepted	19	19
Punts/Avg.	49/41.9	57/39.7
Net Punting Avg.	49/38.1	57/34.4
Penalties/Yards Lost	60/611	64/643
Fumbles/Ball Lost	15/7	30/21
Touchdowns	50	36
Rushing	14	18
Passing	28	18
Returns	8	0

Score By Periods	1st	2nd	3rd	4th	OT	Tot.
Browns	61	123	107	124	0	415
Opponents	57	85	69	82	0	293

Passing	Att	Cmp	Yds	Pct	Avg/Att	TD	TD%	Int	Int%	LG	Tkld	Ratng
Ryan, Frank	334	174	2,404	52.1	7.20	25	7.5	19	5.7	62t	27/207	76.7
Ninowski, Jim	9	6	125	66.7	13.89	2	22.2	0	0.0	41	1/12	149.3
Brown, Jim	1	1	13	100.0	13.00	1	100.0	0	0.0	13t	0/0	158.3
Browns	344	181	2,542	52.6	7.39	28	8.1	19	5.5	62t	28/219	80.8
Opponents	401	230	2,932	57.4	7.31	18	4.5	19	4.7	92t	28/222	75.6

Scoring	Ru	Pa	St	DI	PAT	2Ru	2Pa	FG	Sal	TP
Groza, Lou	0	0	0	0	49/50	0	0	22/33	0	115
Green, Ernie	6	4	0	0	0/0	0	0	0/0	0	60
Brown, Jim	7	2	0	0	0/0	0	0	0/0	0	54
Warfield, Paul	0	9	0	0	0/0	0	0	0/0	0	54
Collins, Gary	0	8	0	0	0/0	0	0	0/0	0	48
Brewer, J.	0	3	0	0	0/0	0	0	0/0	0	18
Roberts, W.	0	1	0	0	0/0	0	0	0/0	0	6
Parrish, Bernie	0	0	0	1	0/0	0	0	0/0	0	6
Scales, C.	0	0	1	0	0/0	0	0	0/0	0	6
Kelly, Leroy	0	0	1	0	0/0	0	0	0/0	0	6
Ryan, Frank	1	0	0	0	0/0	0	0	0/0	0	6
Williams, S.	0	0	1	0	0/0	0	0	0/0	0	6
Shoals, Roger	0	0	1	0	0/0	0	0	0/0	0	6
Houston, Jim	0	0	0	1	0/0	0	0	0/0	0	6
Wiggins, Paul	0	0	0	1	0/0	0	0	0/0	0	6
McNeil, Clifton	0	1	0	0	0/0	0	0	0/0	0	6
Beach, Walter	0	0	0	1	0/0	0	0	0/0	0	6
Browns	14	28	4	4	49/50	0	0	22/33	0	415
Opponents	18	18	0	0	32/35	0	0	15/23	0	293

Rushing	No	Yds	Avg	LG	TD
Brown, Jim	280	1,446	5.2	71	7
Green, Ernie	109	491	4.5	37t	6
Ryan, Frank	37	217	5.9	19	1
Kelly, Leroy	6	12	2.0	5	0
Scales, Charley	2	5	2.5	3	0
Ninowski, Jim	1	-8	-8.0	-8	0
Browns	435	2,163	5.0	71	14
Opponents	465	2,012	4.3	45t	18

Receiving	No	Yds	Avg	LG	TD
Warfield, Paul	52	920	17.7	62t	9
Brown, Jim	36	340	9.4	40t	2
Collins, Gary	35	544	15.5	43	8
Brewer, Johnny	25	338	13.5	41	3
Green, Ernie	25	263	11.3	32	4
McNeil, Clifton	4	69	17.3	28	1
Hutchinson, Tom	3	24	8.0	12	0
Roberts, Walter	1	24	24.0	24t	1
Browns	181	2,542	14.0	62t	28
Opponents	230	2,932	12.7	92t	18

Interceptions	No	Yds	Avg	LG	TD
Parrish, Bernie	4	98	24.5	54t	1
Beach, Walter	4	81	20.3	65t	1
Benz, Larry	4	67	16.8	45	0
Houston, Jim	2	86	43.0	44	1
Fichtner, Ross	2	67	33.5	64	0
Costello, Vince	2	21	10.5	20	0
Fiss, Galen	1	24	24.0	24	0
Browns	19	444	23.4	65t	3
Opponents	19	154	8.1	27	0

Punting	No	Yds	Avg	In20	TB	LG	Blk
Collins, Gary	48	2,016	42.0	0	5	58	0
Franklin, Bobby	1	36	36.0	0	0	36	0
Browns	49	2,052	41.9	0	5	58	0
Opponents	57	2,265	39.7	0	5	60	1

Punt Returns	No	FC	Yds	Avg	LG	TD
Kelly, Leroy	9	7	171	19.0	68t	1
Roberts, Walter	10	6	132	13.2	40	0
Williams, Sidney	1	0	0	0.0	0	0
Browns	20	13	303	15.1	68t	1
Opponents	20	8	183	9.1	53	0

Kickoff Returns	No	Yds	Avg	LG	TD
Roberts, Walter	24	661	27.5	60	0
Kelly, Leroy	24	582	24.3	45	0
Scales, Charley	5	75	15.0	24	0
Warfield, Paul	1	4	4.0	4	0
Franklin, Bobby	1	1	1.0	1	0
Clark, Monte	1	0	0.0	0	0
Williams, Sidney	1	0	0.0	0	0
Browns	57	1,323	23.2	60	0
Opponents	75	1,517	20.2	49	0

1964 REGULAR SEASON RESULTS (10-3-1)

YEAR-BY-YEAR

1965

Coach: Blanton Collier

Top Draft Choice: T James Garcia

1965 USUAL STARTING LINEUPS

Offense		Defense	
WR 27	W. Roberts	LDE 84	Paul Wiggins
	85 C. McNeil	LDT 74	Dick Modzelewski
LT 77	Dick Schaftrath	RDT 69	Jim Kanick
LG 60	John Wooten	RDE 80	Bill Glass
C 56	John Morrow	LLB 82	J. Houston, 35 G. Fiss
RG 66	Gene Hickerson	MLB 50	Vince Costello
RT 73	Monte Clark	RLB 67	S. Williams, 35 G. Fiss
TE 83	Johnny Brewer	RCB 30	Bernie Parrish
WR 86	Gary Collins	LCB 49	W. Beach, 40 E. Barnes
QB 13	Frank Ryan	LS 20	Ross Fichtner
RB 48	Ernie Green	RS 23	Larry Benz
RB 32	Jim Brown		

Radio Announcers:

Gib Shanley, Jim Graner (WERE 1300 AM)

Television Announcers:

Ken Coleman, Warren Lehr (WJW-Channel 8)

Date	Result	Opponent	Att.
09/19	W 17-7	at Washington Redskins	48,208
09/26	L 13-49	St. Louis Cardinals	80,161
10/03	W 35-17	at Philadelphia Eagles	60,759
10/09	W 24-19	Pittsburgh Steelers	80,187
10/17	W 23-17	Dallas Cowboys	80,432
10/24	W 38-14	at New York Giants	62,864
10/31	L 17-27	Minnesota Vikings	83,505
11/07	W 38-34	Philadelphia Eagles	72,807
11/14	W 34-21	New York Giants	82,426
11/21	W 24-17	at Dallas Cowboys	76,251
11/28	W 42-21	at Pittsburgh Steelers	42,757
12/05	W 24-16	Washington Redskins	77,765
12/12	L 7-42	at Los Angeles Rams	49,048
12/19	W 27-24	at St. Louis Cardinals	29,348
NFL Championship			
01/02	L 12-23	at Green Bay Packers	50,852

Team Statistics	Browns	Opponent
Total First Downs	257	265
Rushing	133	104
Passing	97	135
Penalty	27	26
Total Net Yards	4,398	4,712
Avg. Per Game	314.1	336.6
Total Yards	836	869
Avg. Per Play	5.3	5.4
Net Yards Rushing	2,331	1,866
Avg. Per Game	166.5	133.3
Total Rushes	476	412
Net Yards Passing	2,067	2,846
Avg. Per Game	147.6	203.3
Sacked/Yards Lost	31/272	38/307
Gross Yards	2,339	3,153
Attempts/Completions	329/160	419/204
Completion Pct.	48.6%	48.7%
Had Intercepted	16	24
Punts/Avg.	69/45.7	69/41.1
Net Punting Avg.	69/41.9	69/34.9
Penalties/Yards Lost	84/976	62/586
Fumbles/Ball Lost	20/9	14/9
Touchdowns	45	43
Rushing	19	11
Passing	23	31
Returns	3	1

Score By Periods	1st	2nd	3rd	4th	OT	Tot.
Browns	60	114	85	104	0	363
Opponents	55	112	68	90	0	325

Scoring	Ru	Pa	St	Df	PAT	2Pt	2Pt	FG	Saf	TP
Brown, Jim	17	4	0	0	0/0	0	0	0/0	0	126

Groza, Lou	0	0	0	0	45/45	0	0	16/25	0	93
Collins, Gary	0	10	0	0	0/0	0	0	0/0	0	60
Green, Ernie	2	2	0	0	0/0	0	0	0/0	0	24
Roberts, W.	0	4	0	0	0/0	0	0	0/0	0	24
Hutchinson, T.	0	2	0	0	0/0	0	0	0/0	0	12
Kelly, Leroy	0	0	2	0	0/0	0	0	0/0	0	12
Brewer, J.	0	1	0	0	0/0	0	0	0/0	0	6
Fichtner, Ross	0	0	0	1	0/0	0	0	0/0	0	6
Browns	19	23	2	1	45/45	0	0	16/25	0	363
Opponents	11	31	1	0	40/42	0	0	9/18	0	325

Rushing	No	Yds	Avg	LG	TD
Brown, Jim	289	1,544	5.3	67	17
Green, Ernie	111	436	3.9	41	2
Kelly, Leroy	37	139	3.8	16	0
Ryan, Frank	19	72	3.8	18	0
Scales, Charley	11	59	5.4	20	0
Ninowski, Jim	4	46	11.5	17	0
Roberts, Walter	3	30	10.0	14	0
Collins, Gary	1	16	16.0	16	0
Franklin, Bobby	1	-11	-11.0	-11	0
Browns	476	2,331	4.9	67	19
Opponents	412	1,866	4.5	54	11

Receiving	No	Yds	Avg	LG	TD
Collins, Gary	50	884	17.7	67	10
Brown, Jim	34	328	9.6	32	4
Green, Ernie	25	298	11.9	69	2
Roberts, Walter	16	314	19.6	80	4
Brewer, Johnny	13	174	13.4	25	1
Kelly, Leroy	9	122	13.6	52	0
Hutchinson, Tom	6	113	18.8	24	2
McNeil, Clifton	3	69	23.0	32	0
Warfield, Paul	3	30	10.0	13	0
Scales, Charley	1	7	7.0	7	0
Browns	160	2,339	14.6	80	23
Opponents	204	3,153	15.5	87	31

Interceptions	No	Yds	Avg	LG	TD
Benz, Larry	5	78	15.6	31	0
Fichtner, Ross	4	98	24.5	48	1
Parrish, Bernie	4	45	11.3	35	0
Costello, Vince	3	33	11.0	23	0
Houston, Jim	2	32	16.0	28	0
Barnes, Erich	1	35	35.0	35	0
Lindsey, Dale	1	11	11.0	11	0
Sczurek, Stan	1	10	10.0	10	0
Fiss, Galen	1	5	5.0	5	0
Glass, Bill	1	0	0.0	0	0
Williams, Sidney	1	0	0.0	0	0
Beach, Walter	0	2	0.0	2	0
Browns	24	349	14.5	48	1
Opponents	16	275	17.2	96	1

Punting	No	Yds	Avg	In20	TB	LG	Blk
Collins, Gary	65	3,035	46.7	0	10	71	0
Franklin, Bobby	4	118	29.5	0	0	31	0
Browns	69	3,153	45.7	0	10	71	0
Opponents	69	2,838	41.1	0	4	69	0

Punt Returns	No	FC	Yds	Avg	LG	TD
Kelly, Leroy	17	6	265	15.6	67	2
Roberts, Walter	18	13	162	9.0	51	0
Scales, Charley	1	0	0	0.0	0	0
Browns	36	19	427	11.9	67	2
Opponents	36	7	269	7.5	67	0

Kickoff Returns	No	Yds	Avg	LG	TD
Kelly, Leroy	24	621	25.9	51	0
Roberts, Walter	18	493	27.4	88	0
Scales, Charley	4	88	22.0	24	0
Howell, Mike	2	3	1.5	3	0
Hutchinson, Tom	2	0	0.0	0	0
Green, Ernie	1	4	4.0	4	0
Lindsey, Dale	1	0	0.0	0	0
Franklin, Bobby	1	0	0.0	0	0
Browns	53	1,209	22.8	88	0
Opponents	58	1,334	23.0	65	0

Passing	Att	Cmp	Yds	Pct	Av/At	TD	TD%	Int	Int%	LG	Tkld	Rating
Ryan, Frank	243	119	1,751	49.0	7.21	18	7.4	13	5.3	80t	23/202	75.3
Ninowski, Jim	83	40	549	48.2	6.61	4	4.8	3	3.6	32	8/70	70.8
Brown, Jim	2	1	39	50.0	19.50	1	50.0	0	0.0	39t	0/0	135.4
Groza, Lou	1	0	0	0.0	0.00	0	0.0	0	0.0	0	0/0	39.6
Browns	329	160	2,339	48.6	7.11	23	7.0	16	4.9	80t	31/272	75.3
Opponents	419	204	3,153	48.7	7.53	31	7.4	24	5.7	87t	38/307	74.8

1966

Coach: Blanton Collier
Top Draft Choice: TE Milt Morin

1966 USUAL STARTING LINEUPS

Offense		Defense	
WR 42 Paul Warfield	LDE 84 Paul Wiggins	LT 77 D. Schafrath	LDT 71 Walter Johnson
73 M. Clark	RDT 69 J. Kanicki	77 M. Clark	78 F. Parker
LG 60 John Wooten	RDE 80 Bill Glass	C 56 J. Morrow	LLB 82 Jim Houston
54 F. Hoaglin	MLB 50 V. Costello	RG 66 Gene Hickerson	51 D. Lindsey
RE 73 M. Clark, 70 J. Brown	RLB 83 Johnny Brewer	TE 89 M. Morin, 41 R. Smith	LCB 40 Eric Barnes
WR 86 Gary Collins	RCB 34 M. Howell	QB 13 Frank Ryan	49 W. Beach
RB 44 Leroy Kelly	LS 20 R. Fichtner	RB 48 Ernie Green	E. Kellermann
	RS 24 E. Kellermann		20 R. Fichtner

Radio Announcers:
 Gib Shanley, Jim Graner (WERE 1300 AM)

Television Announcers:
 Ken Coleman, Warren Lahr (WJW-Channel 8)

Date	Result	Opponent	Att.
09/11	W 38-14	at Washington Redskins	48,643
09/18	L 20-21	Green Bay Packers	83,943
09/25	L 28-34	St. Louis Cardinals	74,814
10/02	W 28-7	at New York Giants	62,916
10/08	W 41-10	Pittsburgh Steelers	82,687
10/23	W 30-21	Dallas Cowboys	84,721
10/30	W 49-17	at Atlanta Falcons	57,235
11/06	L 6-16	at Pittsburgh Steelers	39,690
11/13	W 27-7	Philadelphia Eagles	77,968
11/20	W 14-3	Washington Redskins	78,466
11/24	L 14-26	at Dallas Cowboys	75,504
12/04	W 49-40	New York Giants	61,651
12/11	L 21-33	at Philadelphia Eagles	58,074
12/17	W 38-10	at St. Louis Cardinals	47,721

Team Statistics	Browns	Opponent
Total First Downs	278	255
Rushing	117	113
Passing	142	124
Penalty	19	18
Total Net Yards	5,071	4,266
Avg. Per Game	362.2	304.7
Total Plays	846	891
Avg. Per Play	6.0	4.8
Net Yards Rushing	2,166	1,894
Avg. Per Game	154.7	135.3
Total Rushes	415	450
Net Yards Passing	2,905	2,372
Avg. Per Game	207.5	169.4
Sacked/Yards Lost	29/237	35/278
Gross Yards	3,142	2,650
Attempts/Completions	402/212	406/221
Completion Pct.	52.7%	54.4%
Had Intercepted	15	30
Punts/Avg.	57/39.0	56/39.7
Net Punting Avg.	57/37.1	56/37.1
Penalties/Yards Lost	69/747	61/563
Fumbles/Ball Lost	17/10	24/19
Touchdowns	54	29
Rushing	18	12
Passing	33	14
Returns	3	3

Score By Periods	1st	2nd	3rd	4th	OT	Tot.
Browns	87	92	90	134	0	403
Opponents	54	89	49	67	0	259

Scoring	Ru	Pa	Off	Of	PAT	ZRs	ZPs	FG	Saf	TP
Kelly, Leroy	15	1	0	0	0/0	0	0	0/0	0	96

Passing	Att	Cmp	Yds	Pct	Av/At	TD	TO%	Int	Int%	LG	Tkld	Rating
Ryan, Frank	382	200	2,974	52.4	7.79	29	7.6	14	3.7	54	28/223	88.2
Ninowski, Jim	18	11	175	61.1	9.72	4	22.2	1	5.6	44t	1/14	110.0
Groza, Lou	1	1	7	100.0	7.00	0	0.0	0	0.0	-7	0/0	95.8
Kelly, Leroy	1	0	0	0.0	0.00	0	0.0	0	0.0	0	0/0	39.6
Browns	402	212	3,156	52.7	7.85	33	8.2	15	3.7	54	29/237	90.6
Opponents	406	221	2,650	54.4	6.53	14	3.4	30	7.4	58t	35/278	55.3

Groza, Lou	0	0	0	0	51/52	0	0	9/23	0	78
Collins, Gary	0	12	0	0	0/0	0	0	0/0	0	72
Green, Ernie	3	6	0	0	0/0	0	0	0/0	0	54
Warfield, Paul	0	5	1	0	0/0	0	0	0/0	0	36
Morin, Milt	0	3	0	0	0/0	0	0	0/0	0	18
Smith, Ralph	0	3	0	0	0/0	0	0	0/0	0	18
McNeil, Clifton	0	2	0	0	0/0	0	0	0/0	0	12
Houston, Jim	0	1	0	0	1/1	0	0	0/0	0	7
Glass, Bill	0	0	0	1	0/0	0	0	0/0	0	6
Fichtner, Ross	0	0	0	1	0/0	0	0	0/0	0	6
Team, Stat	0	0	0	0	0/1	0	0	0/0	0	0
Browns	18	33	1	2	52/54	0	0	9/23	0	403
Opponents	12	14	3	0	28/29	0	0	19/28	0	259

Rushing	No	Yds	Avg	LG	TD
Kelly, Leroy	209	1,141	5.5	70t	15
Green, Ernie	144	750	5.2	35	3
Ryan, Frank	36	156	4.3	17	0
Harraway, Charley	7	40	5.7	18	0
Schultz, Randy	7	32	4.6	20	0
Pietrosante, Nick	7	20	2.9	8	0
Ninowski, Jim	3	-11	-3.7	4	0
Collins, Gary	2	38	19.0	36	0
Browns	415	2,166	5.2	70t	18
Opponents	450	1,894	4.2	37	12

Receiving	No	Yds	Avg	LG	TD
Collins, Gary	56	946	16.9	54	12
Green, Ernie	45	445	9.9	31t	6
Warfield, Paul	36	741	20.6	51	5
Kelly, Leroy	32	366	11.4	40	1
Morin, Milt	23	333	14.5	32	3
Smith, Ralph	13	183	14.1	28	2
McNeil, Clifton	2	94	47.0	50t	3
Roberts, Walter	2	19	9.5	10	0
Pietrosante, Nick	1	12	12.0	12	0
Houston, Jim	1	10	10.0	10t	1
Costello, Vince	1	-7	-7.0	-7	0
Browns	212	3,142	14.8	54	33
Opponents	221	2,650	12.0	58t	14

Interceptions	No	Yds	Avg	LG	TD
Fichtner, Mike	8	152	19.0	58	1
Howell, Ross	8	62	7.8	29	0
Barnes, Eric	4	128	32.0	54	0
Kellermann, Ernie	3	23	7.7	12	0
Houston, Jim	2	27	13.5	21	0
Parrish, Bernie	1	16	16.0	16	0
Wiggins, Paul	1	0	0.0	0	0
Brewer, Johnny	1	0	0.0	0	0
Costello, Vince	1	0	0.0	0	0
Beach, Walter	1	0	0.0	0	0
Browns	30	408	13.6	58	1
Opponents	15	68	4.5	27	0

Punting	No	Yds	Avg	In20	TB	LG	Blk
Collins, Gary	57	2,223	39.0	0	6	60	0
Browns	57	2,223	39.0	0	6	60	0
Opponents	56	2,224	39.7	0	2	56	0

Punt Returns	No	FC	Yds	Avg	LG	TD
Kelly, Leroy	13	6	104	8.0	52	0
Roberts, Walter	11	13	42	3.8	30	0
Green, Ernie	0	2	0	0.0	0	0
Browns	24	21	146	6.1	52	0
Opponents	23	15	111	4.8	38	0

Kickoff Returns	No	Yds	Avg	LG	TD
Roberts, Walter	20	454	22.7	57	0
Kelly, Leroy	19	403	21.2	49	0
Harraway, Charley	9	193	21.4	33	0
Schultz, Randy	3	52	17.3	23	0
Pietrosante, Nick	2	9	4.5	8	0
Smith, Ralph	1	0	0.0	0	0
Browns	54	1,111	20.6	57	0
Opponents	68	1,501	22.1	94t	2

Field Goals	1-19	20-29	30-39	40-49	50+	Tot.
Groza, Lou	0/1	2/6	4/8	3/8	0/0	9/23
Browns	0/1	2/6	4/8	3/8	0/0	9/23
Opponents	7/7	5/8	5/8	2/4	0/1	19/28

1966 REGULAR SEASON RESULTS (9-5)

YEAR-BY-YEAR

1967

Coach: Clanton Collier
Top Draft Choice: LB Bob Matheson

1967 USUAL STARTING LINEUPS

Offense		Defense	
WR 42 Paul Warfield	LDE 84 P. Wiggins, 80 B. Glass		
LT 77 Dick Schaftrath	LDT 71 W. Johnson		
LG 60 John Wooten	69 J. Kanicki		
C 54 Fred Hoaglin	RDT 69 J. Kanicki		
RG 66 Gene Hickerson	71 W. Johnson		
RT 73 M. Clark	RDE 80 Bill Glass, 84 P. Wiggins		
65 J. DeMarie	LLB 82 J. Houston		
TE 41 Ralph Smith	56 B. Matheson		
WR 86 G. Collins	MLB 51 D. Lindsey, 82 J. Houston		
87 E. Barney	RLB 83 J. Brewer		
QB 13 F. Ryan, 15 G. Lane	52 B. Andrews		
RB 44 Leroy Kelly	LCB 40 E. Barnes, 28 B. Davis		
RB 48 E. Green	RCB 34 M. Howell, 40 E. Barnes		
35 L. Conjar	LS 24 E. Kellermann		
	20 R. Fichtner		
	RS 20 R. Fichtner		
	24 E. Kellermann		

Radio Announcers:
 Gib Shanley, Jim Graner (WERE 1300 AM)

Television Announcers:
 Ken Coleman, Warren Lahr (WJW-Channel 8)

Date	Result	Opponent	Att.
09/17	L 14-21	Dallas Cowboys	81,039
09/24	L 14-31	at Detroit Lions	57,383
10/01	W 42-7	at New Orleans Saints	77,045
10/07	W 21-10	Pittsburgh Steelers	82,949
10/15	W 20-16	St. Louis Cardinals	77,813
10/22	W 24-0	Chicago Bears	83,183
10/29	L 34-38	at New York Giants	62,903
11/05	W 34-14	at Pittsburgh Steelers	47,131
11/12	L 7-55	at Green Bay Packers	50,074
11/19	W 14-10	Minnesota Vikings	68,431
11/26	W 42-37	Washington Redskins	72,798
12/03	W 14-14	New York Giants	78,594
12/10	W 20-16	at St. Louis Cardinals	47,782
12/17	L 24-28	at Philadelphia Eagles	60,658
		Playoff	
12/24	L 14-52	at Dallas Cowboys	70,786
		Playoff Bowl	
01/07	L 6-30	Los Angeles Rams	37,102

Team Statistics	Browns	Opponent
Total First Downs	238	281
Rushing	119	115
Passing	102	153
Penalty	17	13
Total Net Yards	4,316	4,848
Avg. Per Game	308.3	346.3
Total Plays	821	956
Avg. Per Play	5.3	5.1
Net Yards Rushing	2,139	1,767
Avg. Per Game	152.8	126.2
Total Rushes	444	459
Net Yards Passing	1,942	2,877
Avg. Per Game	138.7	205.5
Sacked/Yards Lost	44/372	44/354
Gross Yards	2,314	3,231
Attempts/Completions	333/160	454/250
Completion Pct.	48.0%	55.1%
Had Intercepted	18	22
Punts/Avg.	67/37.1	62/34.2
Net Punting Avg.	67/36.0	57/65.5
Penalties/Yards Lost	72/773	24/17
Fumbles/Ball Lost	14	29/14
Touchdowns	43	37
Rushing	15	15
Passing	22	19
Returns	6	3

Score By Periods	1st	2nd	3rd	4th	OT	Tot.
Browns	93	83	72	86	0	334
Opponents	55	101	66	75	0	297

Passing	Att	Cmp	Yds	Pct	Av/At	TD	TD%	Int	Int%	LG	Tkld	Rating
Ryan, Frank	280	136	2,026	48.6	7.24	20	7.1	16	5.7	49t	38/318	72.7
Lane, Gary	43	21	254	48.8	5.91	2	4.7	1	2.3	23	4/30	73.2
Shiner, Dick	9	3	34	33.3	3.78	0	0.0	1	11.1	21	2/24	6.0
Kelly, Leroy	1	0	0	0.0	0.00	0	0.0	0	0.0	0	0/0	39.6
Browns	333	160	2,314	48.0	6.95	22	6.6	18	5.4	49t	44/372	70.6
Opponents	454	250	3,231	55.1	7.12	19	4.2	22	4.8	60t	44/354	71.4

Scoring	Ru	Pa	St	DI	PAT	2Ru	2Pa	FG	Sal	TP
Kelly, Leroy	11	2	0	0	0/0	0	0	0/0	0	78
Groza, Lou	0	0	0	0	43/43	0	0	11/23	0	76
Warfield, Paul	0	8	0	0	0/0	0	0	0/0	0	46
Collins, Gary	0	7	0	0	0/0	0	0	0/0	0	42
Green, Ernie	4	2	0	0	0/0	0	0	0/0	0	36
McNeil, Clifton	0	2	0	0	0/0	0	0	0/0	0	12
WR 42 Paul Warfield	0	0	0	2	0/0	0	0	0/0	0	12
Smith, Ralph	0	1	0	1	0/0	0	0	0/0	0	12
Brewer, J.	0	0	0	1	0/0	0	0	0/0	0	6
Davis, Ben	0	0	1	0	0/0	0	0	0/0	0	6
Ward, Carl	0	0	1	0	0/0	0	0	0/0	0	6
Browns	15	22	2	4	43/43	0	0	11/23	0	334
Opponents	15	19	3	0	36/37	0	0	13/25	0	297

Rushing	No	Yds	Avg	LG	TD
Kelly, Leroy	235	1,205	5.1	42t	11
Green, Ernie	145	710	4.9	59t	4
Ryan, Frank	22	57	2.6	12	0
Conjar, Larry	20	78	3.9	16	0
Pietrosante, Nick	10	73	7.3	31	0
Harroway, Charley	5	-4	-0.8	2	0
Lane, Gary	2	21	10.5	12	0
Warfield, Paul	2	10	5.0	18	0
Shiner, Dick	2	-7	-3.5	-3	0
Collins, Gary	1	6	6.0	6	0
Browns	444	2,149	4.8	59t	15
Opponents	459	1,767	3.8	37	15

Receiving	No	Yds	Avg	LG	TD
Green, Ernie	39	369	9.5	41t	2
Warfield, Paul	32	702	21.9	49t	8
Collins, Gary	32	500	15.6	33	7
Kelly, Leroy	20	282	14.1	48	2
Smith, Ralph	14	211	15.1	49t	1
Morin, Milt	7	90	12.9	21	0
Conjar, Larry	6	68	11.3	27	0
Pietrosante, Nick	6	56	9.3	23	0
McNeil, Clifton	3	33	11.0	23	2
Barney, Eppie	1	3	3.0	3	0
Browns	160	2,314	14.5	49t	22
Opponents	250	3,231	12.9	60t	19

Interceptions	No	Yds	Avg	LG	TD
Fichtner, Ross	4	113	28.3	88	0
Barnes, Erich	4	47	11.8	40	0
Houston, Jim	3	97	32.3	79t	2
Howell, Mike	3	20	6.7	20	0
Brewer, Johnny	2	75	37.5	70t	1
Davis, Ben	1	9	9.0	9	0
Kellermann, Ernie	1	9	9.0	9	0
Lindsey, Dale	1	5	5.0	5	0
Glass, Bill	1	0	0.0	0	0
Matheson, Bob	1	0	0.0	0	0
Ward, Carl	1	0	0.0	0	0
Browns	22	375	17.0	88	3
Opponents	18	290	16.1	42	1

Punting	No	Yds	Avg	In20	TB	LG	Bk
Collins, Gary	57	2,078	36.5	0	2	52	2
Kelly, Leroy	10	407	40.7	0	0	51	0
Browns	67	2,485	37.1	0	2	52	2
Opponents	62	2,475	39.9	0	2	57	0

Punt Returns	No	FC	Yds	Avg	LG	TD
Davis, Ben	18	7	229	12.7	52t	1
Ward, Carl	6	3	62	10.3	24	0
Kelly, Leroy	9	4	59	6.6	32	0
Harroway, Charley	1	0	7	7.0	7	0
Youngblood, G.	1	0	0	0.0	0	0
Browns	35	14	357	10.2	52t	1
Opponents	29	21	70	2.4	12	0

Kickoff Returns	No	Yds	Avg	LG	TD
Davis, Ben	27	708	26.2	63	0
Ward, Carl	22	546	24.8	104t	1
Kelly, Leroy	5	131	26.2	32	0
Barney, Eppie	1	11	11.0	11	0
Browns	55	1,396	25.4	104t	1
Opponents	59	1,288	21.8	87t	2

Field Goals	1-19	20-29	30-39	40-49	50+	Tot.
Groza, Lou	2/2	2/5	6/8	1/7	0/1	11/23
Browns	2/2	2/5	6/8	1/7	0/1	11/23
Opponents	2/2	5/6	2/5	4/9	0/3	13/25

1968

Coach: Blanton Collier
 Top Draft Choice: DE Marvin Upshaw

1968 USUAL STARTING LINEUPS

Offense		Defense	
WR 42 Paul Warfield	LDE 88 R. Snidow	LB 81 J. Gregory	DT 71 Walter Johnson
LT 77 Dick Schafrath	RT 69 J. Kanicki	RB 84 M. Upshaw	RTD 69 J. Kanicki
LG 65 John DeMarie	RDE 80 B. Glass	MLB 56 Bob Matheson	RLB 51 D. Lindsey
C 54 Fred Hoaglin	LB 81 J. Gregory	RLB 51 D. Lindsey	RCB 28 Ben Davis
RG 66 Gene Hickerson	LLB 82 Jim Houston	LS 24 E. Kellermann	LS 24 E. Kellermann
TE 73 Monte Clark	MLB 56 Bob Matheson	RS 34 M. Howell	RS 34 M. Howell
TE 89 Milt Morin	RLB 51 D. Lindsey	RCB 28 Ben Davis	RCB 28 Ben Davis
WR 87 E. Barney	LCB 40 Eric Barnes	LS 24 E. Kellermann	LS 24 E. Kellermann
86 G. Collins	RCB 28 Ben Davis	RS 34 M. Howell	RS 34 M. Howell
QB 16 B. Nelsen, 13 F. Ryan	LS 24 E. Kellermann	RS 34 M. Howell	RS 34 M. Howell
RB 44 Leroy Kelly	RCB 28 Ben Davis	RS 34 M. Howell	RS 34 M. Howell
RB 48 E. Green	LS 24 E. Kellermann	RS 34 M. Howell	RS 34 M. Howell
31 C. Harraway	RCB 28 Ben Davis	RS 34 M. Howell	RS 34 M. Howell

Radio Announcers:
 Gib Shanley, Jim Graner (WHK 1420 AM)

Date	Result	Opponent	Att.
09/15	W 24-10	at New Orleans Saints	74,215
09/22	L 7-28	at Dallas Cowboys	68,733
09/29	L 6-24	Los Angeles Rams	82,514
10/05	W 31-24	Pittsburgh Steelers	81,865
10/13	L 21-27	St. Louis Cardinals	79,349
10/20	W 30-20	at Baltimore Colts	60,238
10/27	W 30-7	Atlanta Falcons	67,723
11/03	W 33-21	at San Francisco 49ers	31,359
11/10	W 35-17	New Orleans Saints	71,025
11/17	W 45-24	at Pittsburgh Steelers	41,572
11/24	W 47-13	Philadelphia Eagles	62,338
12/01	W 45-10	New York Giants	83,193
12/08	W 24-21	at Washington Redskins	50,661
12/14	L 16-27	at St. Louis Cardinals	39,746
12/21	W 31-20	Dallas Cowboys	81,497
12/29	L 0-34	Baltimore Colts	80,628

NFL Championship
 Baltimore Colts

Team Statistics	Browns	Opponent
Total First Downs	248	259
Rushing	104	110
Passing	123	130
Penalty	21	19
Total Net Yards	4,861	4,208
Avg. Per Game	347.2	300.6
Total Plays	831	888
Avg. Per Play	5.8	4.7
Net Yards Rushing	2,031	1,842
Avg. Per Game	145.1	131.6
Total Rushes	447	423
Net Yards Passing	2,834	2,248
Avg. Per Game	202.4	160.6
Sacked/Yards Lost	21/181	26/199
Gross Yards	3,015	2,447
Attempts/Completions	363/184	439/213
Completion Pct.	50.7%	48.5%
Had Intercepted	16	37
Punts/Avg	63/37.3	60/39.9
Net Punting Avg.	63/35.4	60/38.3
Penalties/Yards Lost	74/851	61/620
Fumbles/Ball Lost	23/14	20/14
Touchdowns	49	33
Rushing	20	11
Passing	27	19
Returns	2	3

Score By Periods	1st	2nd	3rd	4th	OT	Tot.
Browns	51	134	97	112	0	394
Opponents	50	84	41	98	0	273

Scoring	Ru	Pa	St.	DI	PAT	2R	2Pa	FG	Saf	TP
Kelly, Leroy	16	4	0	0	0	0	0	0	0	120
Cockroft, Don	0	0	0	0	46/48	0	0	18/24	0	100
Warfield, Paul	0	12	0	0	0	0	0	0	0	72
Morin, Milt	0	5	0	0	0	0	0	0	0	30
Barney, Eppie	1	1	0	0	0	0	0	0	0	12

Passing	Att	Cmp	Yds	Pct	Av/At	TD	TD%	Int	Int%	LG	Tkld	Rating
Nelsen, Bill	293	152	2,366	51.9	8.08	19	6.5	10	3.4	87	11/102	86.4
Ryan, Frank	66	31	627	47.0	9.50	7	10.6	6	9.1	57t	10/79	78.3
Kelly, Leroy	4	1	34	25.0	8.50	1	25.0	0	0.0	34t	0/0	102.1
Browns	363	184	3,027	50.7	8.34	27	7.4	16	4.4	87	21/181	85.5
Opponents	439	213	2,447	48.5	5.57	19	4.3	32	7.3	56	26/199	49.8

Green, Ernie	0	2	0	0	0/0	0	0	0	0	0	0	12
Morrison, R.	1	1	0	0	0/0	0	0	0	0	0	0	12
Glass, Bill	0	0	0	1	0/0	0	0	0	0	0	0	6
Barnes, Erich	0	0	0	1	0/0	0	0	0	0	0	0	6
Harraway, C.	0	1	0	0	0/0	0	0	0	0	0	0	6
McDonald, T.	0	1	0	0	0/0	0	0	0	0	0	0	6
Leigh, Charles	1	0	0	0	0/0	0	0	0	0	0	0	6
Nelsen, Bill	1	0	0	0	0/0	0	0	0	0	0	0	6
Browns	20	27	0	2	46/48	0	0	18/24	0	0	0	394
Opponents	11	19	3	0	33/33	0	0	14/26	0	0	0	273

Rushing	No	Yds	Avg	LG	TD
Kelly, Leroy	248	1,239	5.0	65	16
Harraway, Charley	91	334	3.7	23	0
Green, Ernie	41	152	3.7	14	0
Leigh, Charles	23	144	6.3	20t	1
Morrison, Reece	18	39	2.2	11	1
Nelsen, Bill	13	30	2.3	18	1
Ryan, Frank	11	64	5.8	19	0
Smith, Ralph	1	13	13.0	13	0
Morin, Milt	1	8	8.0	8	0
Barney, Eppie	0	8	0.0	8t	1
Browns	447	2,031	4.5	65	20
Opponents	423	1,842	4.4	44	11

Receiving	No	Yds	Avg	LG	TD
Warfield, Paul	50	1,067	21.3	65t	12
Morin, Milt	43	792	18.4	87	5
Kelly, Leroy	22	297	13.5	68t	4
Barney, Eppie	18	189	10.5	18	1
Green, Ernie	16	142	8.9	62t	2
Harraway, Charley	12	162	13.5	63	1
Collins, Gary	9	230	25.6	39	0
McDonald, Tommy	7	113	16.1	42	1
Leigh, Charles	3	-4	-1.3	4	0
Morrison, Reece	2	40	20.0	29t	1
Smith, Ralph	2	11	5.5	7	0
Browns	184	3,039	16.5	87	27
Opponents	213	2,447	11.5	56	19

Interceptions	No	Yds	Avg	LG	TD
Davis, Ben	8	162	20.3	44	0
Howell, Mike	6	55	9.2	24	0
Kellermann, Ernie	6	29	4.8	12	0
Barnes, Erich	3	64	21.3	40t	1
Houston, Jim	3	11	3.7	7	0
Matheson, Bob	2	44	22.0	30	0
Glass, Bill	2	21	10.5	17t	1
Lindsey, Dale	1	0	0.0	0	0
Garlington, John	1	0	0.0	0	0
Browns	32	386	12.1	44	2
Opponents	16	152	9.5	40	1

Punting	No	Yds	Avg	In20	TB	LG	Blk
Cockroft, Don	61	2,297	37.7	0	1	59	0
Collins, Gary	2	52	26.0	0	0	28	0
Browns	63	2,349	37.3	0	1	59	0
Opponents	60	2,392	39.9	0	4	70	0

Punt Returns	No	FC	Yds	Avg	LG	TD
Leigh, Charles	14	2	76	5.4	29	0
Davis, Ben	9	8	11	1.2	9	0
Kelly, Leroy	1	0	9	9.0	9	0
Copeland, Jim	0	0	0	0.0	0	0
McDonald, Tommy	0	1	0	0.0	0	0
Browns	24	11	96	4.0	29	0
Opponents	21	26	120	5.7	17	0

Kickoff Returns	No	Yds	Avg	LG	TD
Leigh, Charles	14	322	23.0	41	0
Ward, Carl	13	236	18.2	35	0
James, Nathaniel	8	166	20.8	43	0
Davis, Ben	8	152	19.0	33	0
Morrison, Reece	4	85	21.3	33	0
Kelly, Leroy	1	10	10.0	10	0
Smith, Ralph	1	3	3.0	3	0
Houston, Jim	1	0	0.0	0	0
Copeland, Jim	1	0	0.0	0	0
Andrews, Billy	1	0	0.0	0	0
Barnes, Erich	1	0	0.0	0	0
Howell, Mike	1	0	0.0	0	0
Browns	54	974	18.0	43	0
Opponents	64	1,412	22.1	80	0

Field Goals	1-19	20-29	30-39	40-49	50+	Tot.
Cockroft, Don	6/6	7/7	2/4	2/6	1/1	18/24
Browns	6/6	7/7	2/4	2/6	1/1	18/24
Opponents	3/3	4/6	3/7	4/8	0/2	14/26

1968 REGULAR SEASON RESULTS (10-4)

YEAR-BY-YEAR

1969

Coach: Blanton Collier
 Top Draft Choice: FB Ron Johnson

1969 USUAL STARTING LINEUPS

Offense		Defense	
WR 42 Paul Warfield	LDE 88 Ron Sniidow	LT 77 Dick Schaftrath	LDT 71 Walter Johnson
LG 65 John DeMarie	RD 84 M. Upshaw	C 54 Fred Hoaglin	69 J. Kanicki
RG 66 Gene Hickerson	RDE 81 Jack Gregory	RT 73 M. Clark	LLB 82 Jim Houston
RT 73 M. Clark	MLB 51 D. Lindsey	62 J. Taffoni	56 B. Matheson
TE 89 M. Morin	RLB 50 J. Garlington	83 C. Glass	51 D. Lindsey
WR 86 Gary Collins	LCB 40 Eric Barnes	OB 16 Bill Nelsen	RCB 29 Walt Sumner
DB 44 L. Kelly	LS 24 E. Kellermann	26 R. Morrison	20 F. Summers
RB 30 R. Johnson	RS 34 Mike Howell	35 B. Scott	

Radio Announcers:
 Gib Shanley, Jim Graner (WHK 1420 AM)

Date	Result	Opponent	Att.
09/21	W 27-20	at Philadelphia Eagles	60,658
09/28	W 27-23	Washington Redskins	82,581
10/05	L 21-28	Detroit Lions	82,933
10/12	W 27-17	at New Orleans Saints	71,274
10/18	W 42-31	Pittsburgh Steelers	84,078
10/26	T 21-21	St. Louis Cardinals	81,186
11/02	W 42-10	Dallas Cowboys	84,850
11/09	L 3-51	at Minnesota Vikings	47,700
11/16	W 24-3	at Pittsburgh Steelers	47,670
11/23	W 28-17	New York Giants	80,595
11/30	W 28-24	at Chicago Bears	45,050
12/07	W 20-7	Green Bay Packers	82,137
12/14	W 27-21	at St. Louis Cardinals	44,924
12/21	L 14-27	at New York Giants	62,966
		Playoff	
12/28	W 38-14	at Dallas Cowboys	69,321
		NFL Championship	
01/04	L 7-27	at Minnesota Vikings	47,900

Team Statistics	Browns	Opponent
Total First Downs	250	257
Rushing	97	120
Passing	138	121
Penalty	15	16
Total Net Yards	4,428	4,420
Avg. Per Game	318.3	315.7
Total Plays	845	841
Avg. Per Play	5.2	5.3
Net Yards Rushing	1,788	1,956
Avg. Per Game	127.7	139.7
Total Rushes	447	417
Net Yards Passing	2,640	2,464
Avg. Per Game	188.6	176.0
Sacked/Yards Lost	20/190	37/323
Gross Yards	2,830	2,787
Attempts/Completions	378/199	387/202
Completion Pct.	52.6%	52.2%
Had Intercepted	21	19
Punts/Avg.	60/37.5	64/40.5
Net Punting Avg.	60/36.3	64/37.9
Penalties/Yards Lost	58/603	72/746
Fumbles/Ball Lost	25/14	32/22
Touchdowns	45	38
Rushing	17	18
Passing	24	19
Returns	4	1

Score By Periods	1st	2nd	3rd	4th	OT	Tot.
Browns	77	117	70	87	0	351
Opponents	41	91	38	130	0	300

Scoring	Ru	Pa	St	Df	PAT	2Ru	2Pa	FG	Saf	TP
Cockroft, Don	0	0	0	0	45/45	0	0	12/23	0	81
Collins, Gary	0	11	0	0	0/0	0	0	0/0	0	66
Kelly, Leroy	9	1	0	0	0/0	0	0	0/0	0	60

Warfield, Paul	0	10	0	0	0/0	0	0	0/0	0	60
Johnson, Ron	7	0	0	0	0/0	0	0	0/0	0	42
Glass, Chip	0	2	0	0	0/0	0	0	0/0	0	12
Johnson, W.	0	0	0	1	0/0	0	0	0/0	0	6
Barnes, Eric	0	0	0	1	0/0	0	0	0/0	0	6
Barnes, W.	0	0	0	1	0/0	0	0	0/0	0	6
Sumner, Walt	0	0	0	1	0/0	0	0	0/0	0	6
Morrison, R.	1	0	0	0	0/0	0	0	0/0	0	6
Kellermann, E.	0	0	0	1	0/0	0	0	0/0	0	6
Browns	17	24	0	4	45/45	0	0	12/23	0	351
Opponents	18	19	1	0	38/37	0	0	12/22	0	300

Rushing	No	Yds	Avg	LG	TD
Kelly, Leroy	196	817	4.2	31	9
Johnson, Ron	138	472	3.4	48t	7
Morrison, Reece	59	300	5.1	54	1
Scott, Bo	44	157	3.6	20	0
Nelsen, Bill	5	-11	-2.2	3	0
Morin, Milt	2	30	15.0	22	0
Warfield, Paul	2	23	11.5	16	0
Rhyme, Jerry	1	0	0.0	0	0
Browns	447	1,788	4.0	54	17
Opponents	417	1,956	4.7	57	18

Receiving	No	Yds	Avg	LG	TD
Collins, Gary	54	786	14.6	48t	11
Warfield, Paul	42	886	21.1	82t	10
Morin, Milt	37	495	13.4	35	0
Johnson, Ron	24	164	6.8	18	0
Kelly, Leroy	20	267	13.4	36	1
Morrison, Reece	6	71	11.8	26	0
Scott, Bo	6	25	4.2	14	0
Glass, Chip	4	91	22.8	40	2
Jones, Dave	2	33	16.5	22	0
Hooker, Fair	2	21	10.5	12	0
Leigh, Charles	2	-9	-4.5	-4	0
Browns	199	2,830	14.2	82t	24
Opponents	202	2,787	13.8	84t	19

Interceptions	No	Yds	Avg	LG	TD
Howell, Mike	6	21	3.5	11	0
Sumner, Walt	4	82	20.5	40t	1
Kellermann, Ernie	3	40	13.3	40t	1
Garlington, John	2	4	2.0	4	0
Barnes, Eric	1	55	55.0	55t	1
Gregory, Jack	1	12	12.0	12	0
Lindsay, Dale	1	3	3.0	3	0
Upshaw, Marvin	1	0	0.0	0	0
Browns	19	217	11.4	55t	3
Opponents	21	275	13.1	56	1

Punting	No	Yds	Avg	In20	TB	LG	Bk
Cockroft, Don	57	2,138	37.5	0	6	55	1
Collins, Gary	3	112	37.3	0	1	59	0
Browns	60	2,250	37.5	0	7	59	1
Opponents	64	2,593	40.5	0	0	58	0

Punt Returns	No	FC	Yds	Avg	LG	TD
Sumner, Walt	9	11	72	8.0	21	0
Morrison, Reece	11	3	49	4.5	15	0
Kelly, Leroy	7	0	28	4.0	13	0
Leigh, Charles	5	1	18	3.6	14	0
Browns	32	15	167	5.2	21	0
Opponents	20	21	72	3.6	55	0

Kickoff Returns	No	Yds	Avg	LG	TD
Scott, Bo	25	722	28.9	65	0
Morrison, Reece	9	155	17.2	31	0
Brown, Dean	2	45	22.5	24	0
Kelly, Leroy	2	26	13.0	14	0
Leigh, Charles	2	6	3.0	6	0
Johnson, Ron	1	31	31.0	31	0
Kanicki, Jim	1	0	0.0	0	0
Jenkins, Al	1	0	0.0	0	0
Matheson, Bob	1	0	0.0	0	0
Mitchell, Alvin	1	0	0.0	0	0
Howell, Mike	1	0	0.0	0	0
Browns	46	985	21.4	65	0
Opponents	56	1,166	20.8	48	0

Field Goals	1-19	20-29	30-39	40-49	50+	Tot.
Cockroft, Don	0/0	7/8	3/8	2/6	0/1	12/23
Browns	0/0	7/8	3/8	2/6	0/1	12/23
Opponents	2/3	4/5	5/6	1/6	0/2	12/22

Passing	Att	Cmp	Yds	Pct	Av/At	TD	TD%	Int	Int%	LG	Thld	Rating
Nelsen, Bill	352	190	2,743	54.0	7.79	23	6.5	19	5.4	82t	17/164	78.8
Kelly, Leroy	5	1	36	20.0	7.20	1	20.0	0	0.0	36t	0/0	96.7
Rhyme, Jerry	19	7	35	36.8	1.84	0	0.0	2	10.5	22	3/26	5.7
Morrison, Reece	1	1	16	100.0	16.00	0	0.0	0	0.0	16	0/0	118.8
Johnson, Ron	1	0	0	0.0	0.00	0	0.0	0	0.0	0	0/0	39.6
Browns	378	199	2,830	52.6	7.49	24	6.3	21	5.6	82t	20/190	75.2
Opponents	387	202	2,787	52.2	7.20	19	4.9	19	4.9	84t	37/323	71.5

1970

Coach: Blanton Collier

Top Draft Choice: QB Mike Phipps

1970 USUAL STARTING LINEUPS

Offense		Defense	
WR 43 F. Hooker, 85 H. Jones	LDE 88 R. Snidow		
LT 77 Dick Schafrath	80 J. Jones		
LG 65 John DeMarie	LDT 71 Walter Johnson		
C 54 Fred Hoaglin	RDT 72 Jerry Sherk		
RG 66 Gene Hickerson	RDE 81 Jack Gregory		
RT 62 Joe Taffoni	LLB 82 J. Houston		
TE 89 M. Morin	50 J. Garlington		
83 C. Glass	MLB 82 J. Houston		
WR 86 G. Collins	56 B. Matheson		
85 H. Jones	RLB 52 B. Andrews		
QB 16 B. Nelsen	51 D. Lindsey		
15 M. Phipps	LCB 40 Eric Barnes		
RB 44 L. Kelly	RCB 29 W. Sumner		
26 R. Morrison	28 B. Davis		
RB 35 Bo Scott	LS 24 Ernie Kellermann		
26 R. Morrison	RS 34 Mike Howell		

Radio Announcers:

Gib Shanley, Jim Graner (WHK 1420 AM)

Date	Result	Opponent	Att.
09/21	W 31-21	New York Jets	85,703
09/27	L 31-34	at San Francisco 49ers	37,502
10/03	W 15-7	Pittsburgh Steelers	84,349
10/11	W 30-27	Cincinnati Bengals	83,520
10/18	L 24-41	Detroit Lions	83,577
10/25	W 28-0	at Miami Dolphins	75,313
11/01	L 10-27	San Diego Chargers	80,047
11/08	L 20-23	at Oakland Raiders	54,463
11/15	L 10-14	at Cincinnati Bengals	60,007
11/22	W 28-14	Houston Oilers	74,723
11/29	L 9-28	at Pittsburgh Steelers	50,214
12/07	W 21-10	at Houston Oilers	50,582
12/12	L 2-6	Dallas Cowboys	75,458
12/20	W 27-13	at Denver Broncos	51,001

Team Statistics	Browns	Opponent
Total First Downs	239	236
Rushing	84	104
Passing	134	120
Penalty	21	12
Total Net Yards	4,161	4,244
Avg. Per Game	297.2	303.1
Total Plays	870	844
Avg. Per Play	4.8	5.0
Net Yards Rushing	1,579	2,006
Avg. Per Game	112.8	143.3
Total Rushes	462	451
Net Yards Passing	2,582	2,238
Avg. Per Game	184.4	159.9
Sacked/Yards Lost	16/170	35/290
Gross Yards	2,752	2,528
Attempts/Completions	392/190	357/186
Completion Pct.	48.5%	52.1%
Had Intercepted	24	19
Punts/Avg.	71/42.6	66/42.4
Net Punting Avg.	71/41.4	66/38.9
Penalties/Yards Lost	65/634	88/871
Fumbles/Ball Lost	24/14	28/12
Touchdowns	35	32
Rushing	14	10
Passing	17	16
Returns	4	6

Score By Periods	1st	2nd	3rd	4th	OT	Tot.
Browns	54	92	85	55	0	286
Opponents	54	100	37	74	0	265

Scoring	Ru	Pa	St	Df	PAT	2Pt	2Pt	FG	Saf	TP
Cockroft, Don	0	0	0	0	34/35	0	0	12/22	0	70
Scott, Bo	7	4	0	0	0/0	0	0	0/0	0	66
Kelly, Leroy	6	2	0	0	0/0	0	0	0/0	0	48
Collins, Gary	0	4	0	0	0/0	0	0	0/0	0	24
Jones, Homer	0	1	1	0	0/0	0	0	0/0	0	12
Glass, Chip	0	2	0	0	0/0	0	0	0/0	0	12

Hooker, Fair	0	2	0	0	0/0	0	0	0/0	0	12
Andrews, Billy	0	0	0	1	0/0	0	0	0/0	0	6
Morrison, R	0	1	0	0	0/0	0	0	0/0	0	6
Barnes, Erich	0	0	0	1	0/0	0	0	0/0	0	6
Minniear, R	1	0	0	0	0/0	0	0	0/0	0	6
Lindsey, Dale	0	0	0	1	0/0	0	0	0/0	0	6
Morin, Milt	0	1	0	0	0/0	0	0	0/0	0	6
Johnson, W.	0	0	0	0	0/0	0	0	0/0	1	2
Snidow, Ron	0	0	0	0	0/0	0	0	0/0	1	2
Reynolds, C.	0	0	0	0	0/0	0	0	0/0	1	2
Browns	14	17	1	3	34/35	0	0	12/22	3	286
Opponents	10	16	6	0	31/32	0	0	14/26	0	265

Rushing	No	Yds	Avg	LG	TD
Kelly, Leroy	206	656	3.2	33t	6
Scott, Bo	151	625	4.1	63t	7
Morrison, Reece	73	175	2.4	18	0
Minniear, Randy	12	39	3.3	9	1
Phipps, Mike	11	94	8.5	26	0
Nelsen, Bill	7	-4	-0.6	2	0
Morin, Milt	1	2	2.0	2	0
Brown, Ken	1	-8	-8.0	-8	0
Browns	462	1,579	3.4	63t	14
Opponents	451	2,006	4.4	73t	11

Receiving	No	Yds	Avg	LG	TD
Scott, Bo	40	351	8.8	24	4
Morin, Milt	37	611	16.5	36	1
Hooker, Fair	28	490	17.5	89	2
Collins, Gary	26	351	13.5	28	4
Kelly, Leroy	24	311	13.0	55	2
Glass, Chip	19	403	21.2	78t	2
Jones, Homer	10	141	14.1	43t	1
Morrison, Reece	5	95	19.0	53t	1
Minniear, Randy	1	-1	-1.0	-1	0
Browns	190	2,752	14.5	78t	17
Opponents	186	2,528	13.6	81t	16

Interceptions	No	Yds	Avg	LG	TD
Barnes, Erich	5	85	17.0	38t	1
Summer, Walt	4	85	21.3	34	0
Lindsey, Dale	2	65	32.5	56t	0
Houston, Jim	1	25	25.0	25	1
Andrews, Billy	1	25	25.0	25t	1
Kellermann, Ernie	1	18	18.0	18	0
Matheson, Bob	1	11	11.0	11	0
Garlington, John	1	6	6.0	6	0
Johnson, Walter	1	4	4.0	4	0
Howell, Mike	1	0	0.0	0	0
Davis, Ben	1	0	0.0	0	0
Browns	19	324	17.1	56t	3
Opponents	24	399	16.6	62t	4

Punting	No	Yds	Avg	In20	TB	LG	Bk
Cockroft, Don	71	3,023	42.6	0	7	71	1
Browns	71	3,023	42.6	0	7	71	1
Opponents	66	2,801	42.4	0	3	65	0

Punt Returns	No	FC	Yds	Avg	LG	TD
Morrison, Reece	15	2	133	8.9	34	0
Summer, Walt	8	11	70	8.8	38	0
Schoen, Tom	8	1	18	2.3	7	0
Kelly, Leroy	2	0	15	7.5	12	0
Jenkins, Al	1	0	0	0.0	0	0
Jones, Dave	0	2	0	0.0	0	0
Browns	34	16	236	6.9	38	0
Opponents	23	28	83	3.6	33	0

Kickoff Returns	No	Yds	Avg	LG	TD
Jones, Homer	29	739	25.5	94t	1
Morrison, Reece	7	153	21.9	36	0
Brown, Ken	2	44	22.0	32	0
Matheson, Bob	2	21	10.5	14	0
Schoen, Tom	1	27	27.0	27	0
Rightt, Joe	1	17	17.0	17	0
Morin, Milt	1	0	0.0	0	0
Glass, Chip	1	0	0.0	0	0
Browns	44	1,001	22.8	94t	1
Opponents	39	956	24.5	91	0

Field Goals	1-19	20-29	30-39	40-49	50+	Tot.
Cockroft, Don	3/4	2/3	4/7	3/7	0/1	12/22
Browns	3/4	2/3	4/7	3/7	0/1	12/22
Opponents	2/2	1/4	5/7	3/7	3/6	14/26

Passing	Att	Cmp	Yds	Pct	Av/At	TD	TD%	Int	Int%	LG	Tkld	Ratng
Nelsen, Bill	313	159	2,156	50.8	6.89	16	5.1	16	5.1	78t	8/79	68.9
Phipps, Mike	60	29	529	48.3	8.82	1	1.7	5	8.3	53t	7/86	49.9
Gault, Don	19	2	67	10.5	3.53	0	0.0	3	15.8	44	1/5	2.2
Browns	392	190	2,752	48.5	7.02	17	4.3	24	6.1	78t	16/170	60.7
Opponents	357	186	2,528	52.1	7.08	16	4.5	19	5.3	81t	35/290	67.8

1970 REGULAR SEASON RESULTS (7-7)

YEAR-BY-YEAR

1971

Coach: Nick Skorich
Top Draft Choice: CB Clarence Scott

1971 USUAL STARTING LINEUPS

Offense		Defense	
WR 43	Fair Hooker	LDE 80	J. Jones, 88 R. Snidow
LT 77	D. Schafrath	LDT 71	Walter Johnson
73	D. Dieken	RDT 72	Jerry Sherk
LG 65	John DeMarie	RDE 81	Jack Gregory
C 54	F. Hoaglin	LLB 82	J. Houston
64	J. Copeland	50	J. Garlington
RG 66	Gene Hickerson	MLB 51	D. Lindsey
RT 78	Bob McKay	82	J. Houston
TE 89	Milt Morin	RLB 52	B. Andrews
WR 86	G. Collins	51	D. Lindsey
25	F. Pitts	LCB 22	C. Scott, 20 F. Summers
QB 16	B. Nelsen	RCB 28	B. Davis, 29 W. Sumner
15	M. Phipps	LS 29	W. Sumner
RB 44	Leroy Kelly	24	E. Kellermann
RB 35	Bo Scott	RS 34	M. Howell, 40 E. Barnes

Radio Announcers:
 Gib Shanley, Jim Graner (WHK 1420 AM)

Pitts, Frank	0	4	0	0	0/0	0	0	0/0	0	24
Collins, Gary	0	3	0	0	0/0	0	0	0/0	0	18
Morin, Milt	0	2	0	0	0/0	0	0	0/0	0	12
Glass, Chip	0	1	0	0	0/0	0	0	0/0	0	6
Johnson, W.	0	0	1	0/0	0	0	0/0	0	0	6
Hooker, Fair	0	1	0	0	0/0	0	0	0/0	0	6
Dieken, Doug	0	0	0	0/0	0	0	0/0	0	0	1
Browns	19	14	0	1	34/34	0	0	15/28	1	285
Opponents	14	12	4	0	30/30	0	0	21/31	0	273

Rushing	No	Yds	Avg	LG	TD
Kelly, Leroy	234	865	3.7	35	10
Scott, Bo	179	606	3.4	35	9
Nelsen, Bill	13	-18	-1.4	4	0
Brown, Ken	11	47	4.3	17	0
Cornell, Bo	11	12	1.1	6	0
Phipps, Mike	6	35	5.8	15	0
Morrison, Reece	5	-2	-0.4	4	0
Cockroft, Don	1	12	12.0	12	0
Morin, Milt	1	1	1.0	1	0
Browns	461	1,558	3.4	35	19
Opponents	484	2,227	4.6	86t	14

Receiving	No	Yds	Avg	LG	TD
Hooker, Fair	45	649	14.4	48	1
Morin, Milt	40	581	14.5	31	2
Scott, Bo	30	233	7.8	35	1
Pitts, Frank	27	487	18.0	53t	4
Kelly, Leroy	25	252	10.1	29	2
Collins, Gary	15	231	15.4	29	3
Jones, Dave	4	66	16.5	21	0
Cornell, Bo	1	18	18.0	18	0
Glass, Chip	1	4	4.0	4t	1
Browns	188	2,521	13.4	53t	14
Opponents	156	2,170	13.9	53	12

Interceptions	No	Yds	Avg	LG	TD
Sumner, Walt	5	35	7.0	25	0
Scott, Clarence	4	47	11.8	21	0
Andrews, Billy	3	34	11.3	19	0
Kellermann, Ernie	3	0	0.0	0	0
Howell, Mike	2	93	46.5	68	0
Lindsey, Dale	2	50	25.0	29	0
Davis, Ben	2	18	9.0	15	0
Sherk, Jerry	2	3	1.5	3	0
Garlington, John	1	0	0.0	0	0
Snidow, Ron	0	3	0.0	0	0
Browns	24	283	11.8	68	0
Opponents	27	453	16.8	66	2

Punting	No	Yds	Avg	In20	TB	LG	Blk
Cockroft, Don	62	2,508	40.5	0	2	59	2
Collins, Gary	5	162	32.4	0	0	42	0
Browns	67	2,670	39.9	0	2	59	2
Opponents	66	2,800	42.4	0	7	59	1

Punt Returns	No	FC	Yds	Avg	LG	TD
Kelly, Leroy	30	4	292	9.7	74	0
Jones, Dave	9	2	63	7.0	20	0
Kellermann, Ernie	1	0	4	4.0	4	0
Browns	40	6	359	9.0	74	0
Opponents	26	19	227	8.7	45	0

Kickoff Returns	No	Yds	Avg	LG	TD
Brown, Ken	15	330	22.0	35	0
Morrison, Reece	9	267	29.7	52	0
Pitts, Frank	9	238	26.4	35	0
Brown, Stan	7	157	22.4	32	0
Houston, Jim	1	21	21.0	21	0
Cornell, Bo	1	19	19.0	19	0
Dieken, Doug	1	16	16.0	16	0
Kelly, Leroy	1	11	11.0	11	0
Kellermann, Ernie	1	5	5.0	5	0
Glass, Chip	1	1	1.0	1	0
Browns	46	1,065	23.2	52	0
Opponents	55	1,252	22.8	58	0

Field Goals	1-19	20-29	30-39	40-49	50+	Tot.
Cockroft, Don	2/3	6/6	6/9	1/9	0/1	15/28
Browns	2/3	6/6	6/9	1/9	0/1	15/28
Opponents	6/7	9/11	4/8	2/4	0/1	21/31

Date	Result	Opponent	Att.
09/19	W 31-0	Houston Oilers	73,387
09/26	W 14-13	at Baltimore Colts	56,837
10/04	L 20-34	Oakland Raiders	84,285
10/10	W 27-17	Pittsburgh Steelers	83,391
10/17	W 27-24	at Cincinnati Bengals	60,284
10/24	L 0-27	Denver Broncos	75,674
10/31	L 14-31	Atlanta Falcons	76,825
11/07	L 9-26	at Pittsburgh Steelers	50,202
11/14	L 7-13	at Kansas City Chiefs	50,388
11/21	W 27-7	New England Patriots	65,238
11/28	W 37-24	at Houston Oilers	37,921
12/05	W 31-27	Cincinnati Bengals	82,705
12/12	W 21-17	at New Orleans Saints	72,794
12/19	W 20-13	at Washington Redskins	53,041

Date	Result	Opponent	Att.
12/26	L 3-20	Baltimore Colts	74,082

Team Statistics	Browns	Opponent
Total First Downs	231	232
Rushing	89	115
Passing	127	100
Penalty	15	17
Total Net Yards	3,857	4,194
Avg. Per Game	275.5	299.6
Total Plays	859	848
Avg. Per Play	4.5	4.9
Net Yards Rushing	1,558	2,227
Avg. Per Game	111.3	159.1
Total Rushes	461	484
Net Yards Passing	2,299	1,967
Avg. Per Game	164.2	140.5
Sacked/Yards Lost	22/222	25/203
Gross Yards	2,521	2,170
Attempts/Completions	376/188	339/156
Completion Pct.	50.0%	46.0%
Had Intercepted	27	24
Punts/Avg.	67/39.9	66/42.4
Net Punting Avg.	67/36.5	66/37.0
Penalties/Yards Lost	68/612	86/772
Fumbles/Ball Lost	29/18	31/16
Touchdowns	34	30
Rushing	19	14
Passing	14	12
Returns	1	4

Score By Periods	1st	2nd	3rd	4th	OT	Tot.
Browns	47	71	64	103	0	285
Opponents	51	120	23	79	0	273

Scoring	Ru	Pa	St	DI	PAT	2Ru	2Pa	FG	Saf	TP
Cockroft, Don	0	0	0	0	34/34	0	0	15/28	0	79
Kelly, Leroy	10	2	0	0	0/0	0	0	0/0	0	72
Scott, Bo	9	1	0	0	0/0	0	0	0/0	0	60

Passing	Att	Cmp	Yds	Pct	Av/At	TD	TD%	Int	Int%	LG	Tkld	Rating
Nelsen, Bill	325	174	2,319	53.5	7.14	13	4.0	23	7.1	53t	22/222	60.3
Phipps, Mike	47	13	179	27.7	3.81	1	2.1	4	8.5	39t	0/0	14.6
Kelly, Leroy	4	1	23	25.0	5.75	0	0.0	0	0.0	23	0/0	51.0
Browns	376	188	2,521	50.0	6.70	14	3.7	27	7.2	53t	22/222	54.2
Opponents	339	156	2,170	46.0	6.40	12	3.5	24	7.1	53	25/203	49.4

1972

Coach: Nick Skorich

Top Draft Choice: DB Thom Darden

1972 USUAL STARTING LINEUPS

Offense		Defense	
WR 43	Fair Hooker	LDE 87	R. Jackson
LT 73	Doug Dieken	81	N. Roman
LG 66	Gene Hickerson	LDT 71	Walter Johnson
C 61	B. DeMarco	RDT 72	Jerry Sherk
54	F. Hoaglin	RDE 84	B. Briggs
RG 65	J. DeMarie	81	N. Roman
68	B. Pena	LLB 59	Charlie Hall
RT 78	B. McKay	MLB 51	D. Lindsey
65	J. DeMarie	82	J. Houston
TE 89	Mit Morin	RLB 52	B. Andrews
WR 25	F. Pitts	50	J. Garlington
85	P. Staroba	LCB 22	Clarence Scott
QB 15	M. Phipps	RCB 28	Ben Davis
16	B. Nelsen	SS 27	T. Darden
RB 44	Leroy Kelly	34	M. Howell
RB 35	Bo Scott	FS 29	W. Sumner
		27	T. Darden

Radio Announcers:

Gib Shanley, Jim Graner (WHK 1420 AM)

Scoring	Ru	Pa	St	DI	PAT	2Ru	2Pa	FG	Saf	TP
Cockroft, Don	0	0	0	0	28/29	0	0	22/27	0	94
Pitts, Frank	0	8	0	0	0/0	0	0	0/0	0	48
Kelly, Leroy	4	1	0	0	0/0	0	0	0/0	0	30
Phipps, Mike	5	0	0	0	0/0	0	0	0/0	0	30
Hooker, Fair	0	2	0	0	0/0	0	0	0/0	0	12
Scott, Bo	2	0	0	0	0/0	0	0	0/0	0	12
Brown, Ken	2	0	0	0	0/0	0	0	0/0	0	12
Morin, Milt	0	1	0	0	0/0	0	0	0/0	0	6
Staroba, Paul	0	1	0	0	0/0	0	0	0/0	0	6
Briggs, Bob	0	0	0	1	0/0	0	0	0/0	0	6
Roman, Nick	0	0	0	1	0/0	0	0	0/0	0	6
Scott, Clarence	0	0	1	0	0/0	0	0	0/0	0	6
Browns	13	13	1	2	28/29	0	0	22/27	0	268
Opponents	13	14	0	0	27/27	0	0	20/29	0	249

Rushing	No	Yds	Avg	LG	TD
Kelly, Leroy	224	811	3.6	18	4
Scott, Bo	123	571	4.6	27	2
Phipps, Mike	60	256	4.3	18	5
Brown, Ken	32	114	3.6	14	2
Cornell, Bo	7	8	1.1	7	0
Pitts, Frank	3	29	9.7	13	0
Lefear, Billy	3	6	2.0	4	0
Nelsen, Bill	1	-2	-2.0	-2	0
Browns	453	1,793	4.0	27	13
Opponents	520	2,333	4.5	75	13

Receiving	No	Yds	Avg	LG	TD
Pitts, Frank	36	620	17.2	80	8
Hooker, Fair	32	441	13.8	43	2
Morin, Milt	30	540	18.0	36	1
Kelly, Leroy	23	204	8.9	28	1
Scott, Bo	23	172	7.5	30	0
Brown, Ken	5	64	12.8	19	0
Glass, Chip	5	61	12.2	24	0
Cornell, Bo	2	7	3.5	5	0
Staroba, Paul	1	19	19.0	19	1
Richardson, Gloster	1	7	7.0	7	0
Browns	158	2,135	13.5	80	13
Opponents	160	1,994	12.5	80	14

Interceptions	No	Yds	Avg	LG	TD
Darden, Thom	3	64	21.3	20	0
Davis, Ben	3	10	3.3	10	0
Roman, Nick	1	36	36.0	36	1
Briggs, Bob	1	16	16.0	16	0
Hall, Charlie	1	12	12.0	12	0
Garlington, John	1	10	10.0	10	0
Andrews, Billy	1	4	4.0	4	0
Johnson, Walter	1	1	1.0	1	0
Howell, Mike	1	1	1.0	1	0
Browns	13	154	11.8	36	1
Opponents	19	145	7.6	35	0

Punting	No	Yds	Avg	In20	TB	LG	Bik
Cockroft, Don	81	3,498	43.2	0	4	65	0
Browns	81	3,498	43.2	0	4	65	0
Opponents	74	3,023	40.9	0	7	60	0

Punt Returns	No	FC	Yds	Avg	LG	TD
Majors, Bobby	16	6	96	6.0	41	0
Darden, Thom	15	7	71	4.7	37	0
Kelly, Leroy	5	3	40	8.0	14	0
Summer, Walt	1	2	14	14.0	14	0
Browns	37	18	221	6.0	41	0
Opponents	46	21	357	7.8	60	0

Kickoff Returns	No	Yds	Avg	LG	TD
Brown, Ken	20	473	23.6	47	0
Majors, Bobby	10	222	22.2	40	0
Lefear, Billy	6	138	23.0	29	0
Morrison, Reece	3	67	22.3	32	0
Johnson, Walter	2	33	16.5	24	0
Browns	41	933	22.8	47	0
Opponents	50	1,198	24.0	66	0

Field Goals	1-19	20-29	30-39	40-49	50+	Tot.
Cockroft, Don	5/5	7/8	7/8	2/5	1/1	22/27
Browns	5/5	7/8	7/8	2/5	1/1	22/27
Opponents	6/7	2/5	7/9	5/7	0/1	20/29

Date	Result	Opponent	Att.
09/17	L 10-26	Green Bay Packers	75,771
09/24	W 27-17	at Philadelphia Eagles	65,720
10/01	W 27-6	Cincinnati Bengals	81,564
10/08	L 7-31	Kansas City Chiefs	83,819
10/15	L 0-17	Chicago Bears	72,339
10/22	W 23-17	at Houston Oilers	38,113
10/29	W 27-20	at Denver Broncos	51,656
11/05	W 20-0	Houston Oilers	61,985
11/13	W 21-17	at San Diego Chargers	54,205
11/19	W 26-24	Pittsburgh Steelers	83,009
11/26	W 27-10	Buffalo Bills	70,104
12/03	L 0-30	at Pittsburgh Steelers	50,350
12/09	W 27-24	at Cincinnati Bengals	59,524
12/17	W 26-10	at New York Jets	62,614

Playoff

12/24	L 14-20	at Miami Dolphins	78,196
-------	---------	-------------------	--------

Team Statistics	Browns	Opponent
Total First Downs	215	240
Rushing	102	130
Passing	101	89
Penalty	12	21
Total Net Yards	3,709	4,069
Avg. Per Game	264.9	290.6
Total Plays	817	868
Avg. Per Play	4.5	4.7
Net Yards Rushing	1,793	2,333
Avg. Per Game	128.1	166.6
Total Rushes	453	520
Net Yards Passing	1,916	1,736
Avg. Per Game	136.9	124.0
Sacked/Yards Lost	27/219	38/258
Gross Yards	2,135	1,994
Attempts/Completions	337/158	310/160
Completion Pct.	46.9%	51.6%
Had Intercepted	19	13
Punts/Avg.	81/43.2	74/40.9
Net Punting Avg.	81/38.8	74/38.0
Penalties/Yards Lost	57/536	63/557
Fumbles/Ball Lost	21/9	39/16
Touchdowns	29	27
Rushing	13	13
Passing	13	14
Returns	3	0

Score By Periods	1st	2nd	3rd	4th	OT	Tot.
Browns	39	95	46	88	0	268
Opponents	61	57	72	59	0	249

Passing	Att	Cmp	Yds	Pct	Av/At	TD	TD%	Int	Int%	LG	Tkld	Rating
Phipps, Mike	305	144	1,994	47.2	6.54	13	4.3	16	5.2	80t	23/183	61.0
Nelsen, Bill	31	14	141	45.2	4.55	0	0.0	3	9.7	26	3/29	19.1
Kelly, Leroy	1	0	0	0.0	0.00	0	0.0	0	0.0	0	1/7	39.6
Browns	337	158	2,135	46.9	6.34	13	3.9	19	5.6	80t	27/219	56.9
Opponents	310	160	1,994	51.6	6.43	14	4.5	13	4.2	80t	38/258	69.5

1972 REGULAR SEASON RESULTS (10-4) YEAR-BY-YEAR

1973

Coach: Nick Skorich
Top Draft Choice: WR Steve Holden

1973 USUAL STARTING LINEUPS

Offense		Defense	
WR 43	F. Hooker	LDE 80	Joe Jones
42	G. Richardson	LDT 71	Walter Johnson
LT 73	Doug Dieken	RDT 72	Jerry Sherk
LG 66	Gene Hickerson	RDE 81	Nick Roman
C 61	B. DeMarco	LLB 59	Charlie Hall
64	J. Copeland	MLB 60	B. Babich
RG 65	John DeMarie	52	B. Andrews
RT 78	Bob McKay	RLB 50	John Garlington
TE 89	M. Morin	LCB 22	Clarence Scott
83	C. Glass	RCB 28	B. Davis
WR 25	F. Pitts	23	C. Brooks
42	G. Richardson	SS 29	W. Sumner
QB 15	Mike Phipps	21	V. Green
RB 44	L. Kelly, 26 B. Lefear	FS 27	T. Darden
RB 30	Ken Brown	21	V. Green

Radio Announcers:
 Gib Shanley, Jim Graner (WHK 1420 AM)

Pitts, Frank	0	4	0	0	0/0	0	0	0/0	0	24
Kelly, Leroy	3	0	0	0	0/0	0	0	0/0	0	18
Hooker, Fair	0	2	0	0	0/0	0	0	0/0	0	12
Morin, Milt	0	1	0	0	0/0	0	0	0/0	0	6
Richardson, G.	0	1	0	0	0/0	0	0	0/0	0	6
Scott, Bo	0	1	0	0	0/0	0	0	0/0	0	6
Scott, C.	0	0	0	1	0/0	0	0	0/0	0	6
Green, Van	0	0	0	1	0/0	0	0	0/0	0	6
Browns	12	10	0	2	24/24	0	0	22/31	0	234
Opponents	7	16	1	0	24/24	0	0	29/46	0	255

Rushing	No	Yds	Avg	LG	TD
Brown, Ken	161	537	3.3	17	0
Kelly, Leroy	132	389	2.9	19	3
Pruitt, Greg	61	369	6.0	65t	4
Phipps, Mike	60	395	6.6	27	5
Scott, Bo	34	79	2.3	20	0
McKinnis, Hugh	28	77	2.8	12	0
Lefear, Billy	26	135	5.2	43	0
Richardson, Gloster	3	-10	-3.3	4	0
Cockroft, Don	1	-3	-3.0	-3	0
Browns	506	1,968	3.9	65t	12
Opponents	513	2,091	4.1	70	7

Receiving	No	Yds	Avg	LG	TD
Pitts, Frank	31	317	10.2	26t	4
Morin, Milt	26	417	16.0	51t	1
Brown, Ken	22	187	8.5	46	0
Hooker, Fair	18	196	10.9	26	2
Kelly, Leroy	15	180	12.0	36	0
Richardson, Gloster	12	175	14.6	32	1
Pruitt, Greg	9	110	12.2	42	1
Scott, Bo	6	23	3.8	9	1
Lefear, Billy	5	38	7.6	13	0
Holden, Steve	3	27	9.0	17	0
McKinnis, Hugh	3	11	3.7	12	0
Glass, Chip	2	60	30.0	47	0
Browns	152	1,741	11.5	51t	10
Opponents	144	1,984	13.8	70t	16

Interceptions	No	Yds	Avg	LG	TD
Scott, Clarence	5	71	14.2	45t	1
Davis, Ben	2	33	16.5	20	0
Sumner, Walt	2	4	2.0	4	0
Babich, Bob	1	48	48.0	48	0
Darden, Thom	1	36	36.0	36	0
Garlington, John	1	10	10.0	10	0
Browns	12	202	16.8	48	1
Opponents	20	271	13.6	39	0

Punting	No	Yds	Avg	In20	TB	LG	Blk
Cockroft, Don	82	3,321	40.5	0	3	71	1
Browns	82	3,321	40.5	0	3	71	1
Opponents	78	3,151	40.4	0	5	63	0

Punt Returns	No	FC	Yds	Avg	LG	TD
Pruitt, Greg	16	3	180	11.3	46	0
Darden, Thom	9	10	51	5.7	11	0
Lefear, Billy	7	2	51	7.3	19	0
Holden, Steve	2	0	19	9.5	19	0
Kelly, Leroy	1	0	7	7.0	7	0
Hall, Charlie	1	0	0	0.0	0	0
Browns	36	15	308	8.6	46	0
Opponents	44	19	280	6.4	48	0

Kickoff Returns	No	Yds	Avg	LG	TD
Pruitt, Greg	16	453	28.3	54	0
Lefear, Billy	15	337	22.5	59	0
Holden, Steve	8	172	21.5	29	0
Long, Mel	6	87	14.5	38	0
Romaniszyn, Jim	2	21	10.5	16	0
Dieken, Doug	2	14	7.0	9	0
Browns	49	1,084	22.1	59	0
Opponents	48	1,165	24.3	58	0

Field Goals	1-19	20-29	30-39	40-49	50+	Tot.
Cockroft, Don	4/4	7/8	4/7	7/11	0/1	22/31
Browns	4/4	7/8	4/7	7/11	0/1	22/31
Opponents	11/11	8/9	4/9	6/15	0/2	29/46

Date	Result	Opponent	Att.
09/16	W 24-14	Baltimore Colts	74,303
09/23	L 6-33	at Pittsburgh Steelers	49,396
09/30	W 12-10	New York Giants	76,065
10/07	W 17-10	Cincinnati Bengals	70,805
10/15	L 9-17	Miami Dolphins	72,070
10/21	W 42-13	Houston Oilers	61,146
10/28	T 16-16	San Diego Chargers	68,244
11/04	L 3-26	at Minnesota Vikings	45,590
11/11	W 23-13	at Houston Oilers	37,230
11/18	W 7-3	at Oakland Raiders	47,398
11/25	W 21-16	Pittsburgh Steelers	67,773
12/02	T 20-20	at Kansas City Chiefs	70,296
12/09	L 17-34	at Cincinnati Bengals	58,266
12/16	L 17-30	at Los Angeles Rams	73,948

Team Statistics	Browns	Opponent
Total First Downs	200	196
Rushing	107	102
Passing	79	79
Penalty	14	15
3rd Down: Made/Att	61/190	62/205
3rd Down Pct.	32.1%	30.2%
Total Net Yards	3,341	3,827
Avg. Per Game	238.6	273.4
Total Plays	859	854
Avg. Per Play	3.9	4.5
Net Yards Rushing	1,968	2,091
Avg. Per Game	140.6	149.4
Total Rushes	506	513
Net Yards Passing	1,373	1,736
Avg. Per Game	98.1	124.0
Sacked/Yards Lost	45/368	29/248
Gross Yards	1,741	1,984
Attempts/Completions	308/152	312/144
Completion Pct.	49.4%	46.2%
Had Intercepted	20	12
Punts/Avg.	82/40.5	78/40.4
Net Punting Avg.	82/37.1	78/36.4
Penalties/Yards Lost	70/620	79/738
Fumbles/Ball Lost	34/17	21/9
Touchdowns	24	24
Rushing	12	7
Passing	10	16
Returns	2	1

Score By Periods	1st	2nd	3rd	4th	OT	Tot.
Browns	58	63	46	67	0	234
Opponents	50	76	69	60	0	255

Scoring	Ru	Pa	SI	DF	PAT	2Rt	2Pa	FG	Saf	TP
Cockroft, Don	0	0	0	0	24/24	0	0	22/31	0	90
Pruitt, Greg	4	1	0	0	0/0	0	0	0/0	0	30
Phipps, Mike	5	0	0	0	0/0	0	0	0/0	0	30

Passing	Att	Cmp	Yds	Pct	Av/At	TD	TD%	Int	Int%	LG	Tkld	Retng
Phipps, Mike	299	148	1,719	49.5	5.75	9	3.0	20	6.7	51t	44/362	49.4
Horn, Don	8	4	22	50.0	2.75	1	12.5	0	0.0	12	1/6	95.8
Pruitt, Greg	1	0	0	0.0	0.00	0	0.0	0	0.0	0	0/0	39.6
Browns	308	152	1,741	49.4	5.65	10	3.2	20	6.5	51t	45/368	50.5
Opponents	312	144	1,984	46.2	6.36	16	5.1	12	3.8	70t	29/248	68.1

1974

Coach: Nick Skorich
 Top Draft Choice: OT Billy Corbett

1974 USUAL STARTING LINEUPS

Offense		Defense	
WR 43 F. Hooker, 83 J. Dunbar	LDE 81 N. Roman		
LT 73 Doug Dieken	74 C. Barisich		
LG 69 P. Adams, 78 B. McKay	LOT 71 Walter Johnson		
C 61 B. DeMarco	RDT 72 Jerry Sherk		
RG 65 J. DeMarie	RDE 66 M. Seifert		
62 G. Holloway	81 N. Roman		
RT 79 G. Sullivan	LLB 59 Charlie Hall		
78 B. McKay	MLB 60 Bob Babich		
TE 89 M. Morin	RLB 50 John Garlington		
84 J. Thaxton	LCB 22 Clarence Scott		
WR 88 S. Holdan	RCB 21 V. Green		
42 G. Richardson	23 C. Brooks		
QB 15 M. Phipps, 17 B. Sipe	SS 21 V. Green		
RB 30 K. Brown, 34 G. Pruitt	29 W. Sumner		
RB 34 G. Pruitt	FS 27 T. Darden		
37 H. McKinnis	28 E. Brown		

Radio Announcers:
 Gib Shanley, Jim Graner (WHK 1420 AM)

Date	Result	Opponent	Att.
09/15	L 7-33	at Cincinnati Bengals	53,113
09/22	W 20-7	Houston Oilers	58,388
09/29	L 7-29	at St. Louis Cardinals	43,472
10/06	L 24-40	Oakland Raiders	65,247
10/13	L 24-34	Cincinnati Bengals	70,897
10/20	L 16-20	at Pittsburgh Steelers	48,100
10/27	W 23-21	Denver Broncos	60,478
11/03	L 35-36	at San Diego Chargers	36,631
11/10	W 21-14	at New England Patriots	61,279
11/17	L 16-26	Pittsburgh Steelers	77,739
11/24	L 10-15	Buffalo Bills	66,504
12/01	W 7-0	San Francisco 49ers	24,559
12/07	L 17-41	at Dallas Cowboys	48,754
12/15	L 24-28	at Houston Oilers	37,910

Team Statistics	Browns	Opponent
Total First Downs	223	247
Rushing	104	126
Passing	92	95
Penalty	27	26
3rd Down: Made/Att	67/196	74/193
3rd Down Pct.	34.2%	38.3%
Total Net Yards	3,651	4,440
Avg. Per Game	260.8	317.1
Total Plays	876	890
Avg. Per Play	4.2	5.0
Net Yards Rushing	1,924	2,415
Avg. Per Game	137.4	172.5
Total Rushes	461	555
Net Yards Passing	1,727	2,025
Avg. Per Game	123.4	144.6
Sacked/Yards Lost	48/402	28/234
Gross Yards	2,129	2,259
Attempts/Completions	367/179	308/139
Completion Pct.	48.8%	45.1%
Had Intercepted	24	24
Punts/Avg.	90/40.5	76/38.0
Net Punting Avg.	90/32.6	76/31.0
Penalties/Yards Lost	78/767	81/731
Fumbles/Ball Lost	34/15	31/16
Touchdowns	30	43
Rushing	14	17
Passing	12	22
Returns	4	4

Score By Periods	1st	2nd	3rd	4th	OT	Tot.
Browns	61	60	57	73	0	251
Opponents	62	103	116	63	0	344

Scoring	Ru	Pa	St	Of	PAT	2Ru	2Pa	FG	Saf	TP
Cockroft, Don	0	0	0	0	29/30	0	0	14/16	0	71
Brown, Ken	4	2	0	0	0/0	0	0	0/0	0	36
Pruitt, Greg	3	1	1	0	0/0	0	0	0/0	0	30

Sipe, Brian	4	0	0	0	0/0	0	0	0/0	0	24
Morin, Milt	0	3	0	0	0/0	0	0	0/0	0	18
Holden, Steve	0	3	0	0	0/0	0	0	0/0	0	18
Richardson, G.	0	2	0	0	0/0	0	0	0/0	0	12
McKinnis, H.	2	0	0	0	0/0	0	0	0/0	0	12
Hall, Charlie	0	0	0	1	0/0	0	0	0/0	0	6
Hooker, Fair	0	1	0	0	0/0	0	0	0/0	0	6
Darden, Thom	0	0	0	1	0/0	0	0	0/0	0	6
Green, Van	0	0	0	1	0/0	0	0	0/0	0	6
Phipps, Mike	1	0	0	0	0/0	0	0	0/0	0	5
Browns	14	12	1	3	29/30	0	0	14/16	0	251
Opponents	17	22	4	0	38/43	0	0	14/23	3	344

Rushing	No	Yds	Avg	LG	TD
Pruitt, Greg	126	540	4.3	54	3
Brown, Ken	125	458	3.7	27	2
McKinnis, Hugh	124	519	4.2	44	4
Phipps, Mike	39	279	7.2	19	1
Scott, Bo	23	86	3.7	20	0
Sipe, Brian	16	44	2.8	17	4
Lefear, Billy	6	2	0.3	4	0
Holden, Steve	1	6	6.0	6	0
Thaxton, Jim	1	-10	-10.0	-10	0
Browns	461	1,924	4.2	54	14
Opponents	555	2,415	4.4	54	17

Receiving	No	Yds	Avg	LG	TD
McKinnis, Hugh	32	258	8.1	55	0
Holden, Steve	30	452	15.1	53	3
Brown, Ken	29	194	6.7	19	2
Morin, Milt	27	330	12.2	32	3
Pruitt, Greg	21	274	13.0	43	1
Richardson, Gloster	9	266	29.6	60	2
Scott, Bo	7	22	3.1	13	0
Dunbar, Jubilee	6	74	12.3	25	0
Sullivan, Dave	5	92	18.4	37	0
Thaxton, Jim	4	71	17.8	34	0
Hooker, Fair	4	48	12.0	17	1
Lefear, Billy	4	21	5.3	8	0
Green, Van	1	27	27.0	27	0
Browns	179	2,129	11.9	60	12
Opponents	139	2,259	16.3	75	22

Interceptions	No	Yds	Avg	LG	TD
Darden, Thom	8	105	13.1	31	0
Scott, Clarence	4	42	10.5	25	0
Hall, Charlie	3	54	18.0	29	1
Green, Van	2	56	28.0	36	1
Garlington, John	2	33	16.5	28	0
Brown, Eddie	2	24	12.0	24	0
Andrews, Billy	1	18	18.0	18	0
Babich, Bob	1	4	4.0	4	0
Thaxton, Jim	1	0	0.0	0	0
Browns	24	336	14.0	36	2
Opponents	24	423	17.6	59	1

Punting	No	Yds	Avg	In20	TB	LG	Bk1
Cockroft, Don	90	3,643	40.5	0	11	64	0
Brown, Ken	90	3,643	40.5	0	11	64	0
Opponents	76	2,885	38.0	0	3	56	0

Punt Returns	No	FC	Yds	Avg	LG	TD
Pruitt, Greg	27	0	349	12.9	72	0
Darden, Thom	21	0	173	8.2	45	0
Lefear, Billy	2	0	1	0.5	1	0
Brown, Eddie	2	1	0	0.0	0	0
Browns	52	1	523	10.1	72	0
Opponents	68	5	705	10.4	62	1

Kickoff Returns	No	Yds	Avg	LG	TD
Lefear, Billy	26	574	22.1	41	0
Pruitt, Greg	22	606	27.5	88	1
Brown, Eddie	6	138	23.0	36	0
Romaniszyn, Jim	5	48	9.6	17	0
Brown, Ken	1	9	9.0	9	0
Browns	60	1,375	22.9	88	1
Opponents	55	1,245	24.5	94	1

Field Goals	1-19	20-29	30-39	40-49	50+	Tot.
Cockroft, Don	1/1	7/7	3/3	3/4	0/1	14/16
Browns	1/1	7/7	3/3	3/4	0/1	14/16
Opponents	1/1	3/3	6/7	4/8	0/4	14/23

Passing	Att	Cmp	Yds	Pct	Av/At	TD	TD%	Int	Int%	LG	Tkld	Ratng
Phipps, Mike	256	117	1,384	45.7	5.41	9	3.5	17	6.6	55	33/280	46.7
Sipe, Brian	108	59	603	54.6	5.58	1	0.9	7	6.5	37	15/122	47.0
Pruitt, Greg	2	2	115	100.0	57.50	2	100.0	0	0.0	60	0/0	158.3
Cockroft, Don	1	1	27	100.0	27.00	0	0.0	0	0.0	27	0/0	118.8
Browns	367	179	2,129	48.8	5.80	12	3.3	24	6.5	60	48/402	50.6
Opponents	308	139	2,259	45.1	7.33	22	7.1	24	7.8	75	28/234	61.6

1974 REGULAR SEASON RESULTS (4-10) YEAR-BY-YEAR

1975

Coach: Forrest Gregg

Top Draft Choice: DE Mack Mitchell

1975 USUAL STARTING LINEUPS

Offense

WR 33	Reggie Rucker
LT 73	Doug Dieken
LG 67	Chuck Hutchison
C 54	T. DeLeone
65	J. DeMarie
RG 78	B. McKay
68	R. Jackson
RT 79	G. Sullivan
63	B. Barrow
TE 81	O. Roan, 89 M. Morin
WR 88	S. Holden, 80 W. Miller
QB 15	M. Phipps, 17 B. Sipe
RB 34	Greg Pruitt
RB 39	B. Fritchett
37	H. McKinnis

Defense

LOE 77	Ron East
LOD 71	W. Johnson
74	C. Barisich
RDT 72	Jerry Sherk
RDE 70	Mack Mitchell
LLB 59	Charlie Hall
MLB 52	D. Ambrose
60	B. Babich
RLB 50	J. Garlington
60	B. Babich
LCB 22	Clarence Scott
RCB 20	Tony Peters
SS 24	P. Athas, 21 V. Green
FS 42	N. Craig, 21 V. Green

Radio Announcers:

Gib Shanley, Jim Mueller (WHK 1420 AM)

East, Ron	0	0	0	0	0/0	0	0	0/0	1	2
Browns	14	7	1	2	21/24	0	0	17/23	1	218
Opponents	21	25	2	0	45/48	0	0	13/21	0	372

Rushing	No	Yds	Avg	LG	TD
Pruitt, Greg	217	1,067	4.9	50	8
Pritchett, Billy	75	199	2.7	19	0
McKinnis, Hugh	71	259	3.6	14	4
Phipps, Mike	18	70	3.9	12	0
Poole, Larry	17	114	6.7	26	0
Brown, Ken	16	45	2.8	8	1
Sipe, Brian	9	60	6.7	21	0
Hynoski, Henry	7	38	5.4	11	0
Miller, Cleo	6	3	0.5	6	0
Holden, Steve	2	-4	-2.0	0	0
Cureton, Will	1	1	1.0	1	0
Miller, Willie	1	-2	-2.0	-2	0
Browns	440	1,850	4.2	50	14
Opponents	544	2,032	3.7	41	21

Receiving	No	Yds	Avg	LG	TD
Rucker, Reggie	60	770	12.8	40t	3
Pruitt, Greg	44	299	6.8	48	1
Roan, Oscar	41	463	11.3	31	3
Holden, Steve	21	320	15.2	28	0
McKinnis, Hugh	17	155	9.1	20	0
Pritchett, Billy	16	109	6.8	18	0
Miller, Willie	7	57	8.1	17	0
Hynoski, Henry	4	31	7.8	15	0
Brown, Ken	2	23	11.5	17	0
Miller, Cleo	2	20	10.0	17	0
Morin, Milt	1	19	19.0	19	0
Lefear, Billy	1	14	14.0	14	0
Parris, Billy	1	12	12.0	12	0
Poole, Larry	1	5	5.0	5	0
Craig, Neal	1	1	1.0	1	0
Green, Van	1	-1	-1.0	-1	0
Browns	220	2,297	10.4	48	7
Opponents	202	2,889	14.3	75t	25

Interceptions	No	Yds	Avg	LG	TD
Hall, Charlie	2	28	14.0	19	0
Scott, Clarence	2	4	2.0	4	0
Hill, Jim	1	56	56.0	56t	1
Graf, Dave	1	19	19.0	19	0
Pitts, John	1	0	0.0	0	0
Craig, Neal	1	0	0.0	0	0
Green, Van	1	0	0.0	0	0
Peters, Tony	1	0	0.0	0	0
Browns	10	107	10.7	56t	1
Opponents	23	340	14.8	67t	1

Punting	No	Yds	Avg	In20	TB	LG	Bk
Cockroft, Don	82	3,317	40.5	0	7	67	1
Browns	82	3,317	40.5	0	7	67	1
Opponents	73	2,810	38.5	0	8	57	1

Punt Returns	No	FC	Yds	Avg	LG	TD
Pruitt, Greg	13	1	130	10.0	30	0
Miller, Willie	10	0	47	4.7	23	0
Athas, Pete	5	2	36	7.2	16	0
Poole, Larry	6	0	35	5.8	11	0
Hynoski, Henry	2	0	16	8.0	9	0
Brown, Eddie	2	0	16	8.0	9	0
Lefear, Billy	1	0	14	14.0	14	0
Green, Van	1	0	0	0.0	0	0
Browns	40	3	294	7.3	30	0
Opponents	45	15	469	10.4	48	0

Kickoff Returns	No	Yds	Avg	LG	TD
Pruitt, Greg	14	302	21.6	40	0
Lefear, Billy	13	412	31.7	52	0
Hynoski, Henry	8	194	24.3	37	0
Brown, Ken	7	126	18.0	29	0
Brown, Eddie	6	126	21.0	27	0
Athas, Pete	6	95	15.8	23	0
Miller, Willie	4	94	23.5	38	0
Miller, Cleo	3	70	23.3	31	0
McKinnis, Hugh	3	39	13.0	16	0
Poole, Larry	2	65	32.5	40	0
Ambrose, Dick	1	3	3.0	3	0
Browns	67	1,526	22.8	92	0
Opponents	48	1,278	26.6	81t	1

Field Goals	1-19	20-29	30-39	40-49	50+	Tot
Cockroft, Don	1/1	7/9	4/6	5/5	0/2	17/23
Browns	1/1	7/9	4/6	5/5	0/2	17/23
Opponents	0/0	6/8	3/5	3/6	1/2	13/22

Date	Result	Opponent	Att.
09/21	L 17-24	at Cincinnati Bengals	52,874
09/28	L 10-42	Minnesota Vikings	68,064
10/05	L 6-42	Pittsburgh Steelers	73,595
10/12	L 10-40	Houston Oilers	46,531
10/19	L 15-16	at Denver Broncos	52,590
10/26	L 7-23	Washington Redskins	56,702
11/02	L 7-21	at Baltimore Colts	35,235
11/09	L 10-21	at Detroit Lions	75,283
11/16	L 17-38	at Oakland Raiders	50,461
11/23	W 35-23	Cincinnati Bengals	56,427
11/30	W 17-16	New Orleans Saints	44,753
12/07	L 17-31	at Pittsburgh Steelers	47,862
12/14	W 40-14	Kansas City Chiefs	44,368
12/21	L 10-21	at Houston Oilers	43,770

Team Statistics	Browns	Opponent
Total First Downs	247	274
Rushing	109	124
Passing	114	125
Penalty	24	25
3rd Down Made/Att	78/210	96/213
3rd Down Pct.	37.1%	45.1%
Total Net Yards	3,807	4,621
Avg. Per Game	271.9	330.1
Total Plays	915	939
Avg. Per Play	4.2	4.3
Net Yards Rushing	1,850	2,032
Avg. Per Game	132.1	145.1
Total Rushes	440	544
Net Yards Passing	1,957	2,589
Avg. Per Game	139.8	184.9
Sacked/Yards Lost	38/340	34/300
Gross Yards	2,297	2,889
Attempts/Completions	437/220	361/202
Completion Pct.	50.3%	56.0%
Had Intercepted	23	10
Punts/Avg.	82/40.5	73/38.5
Net Punting Avg.	82/34.7	73/34.5
Penalties/Yards Lost	85/651	88/729
Fumbles/Ball Lost	35/14	26/16
Touchdowns	24	48
Rushing	14	21
Passing	7	25
Returns	3	2

Score By Periods	1st	2nd	3rd	4th	OT	Tot.
Browns	32	42	59	85	0	— 218
Opponents	92	119	60	101	0	— 372

Scoring	Ru	Pa	St	DI	PAT	2Ru	2Pa	FG	Saf	TP	
Cockroft, Don	0	0	0	0	21/24	0	0	0	17/23	0	72
Pruitt, Greg	8	1	0	0	0/0	0	0	0	0/0	0	54
McKinnis, H.	4	0	0	0	0/0	0	0	0	0/0	0	24
Roan, Oscar	0	3	0	0	0/0	0	0	0	0/0	0	18
Rucker, Reggie	0	3	0	0	0/0	0	0	0	0/0	0	18
Miller, Willie	0	0	1	0	0/0	0	0	0	0/0	0	6
Hill, Charlie	0	0	0	1	0/0	0	0	0	0/0	0	6
Brown, Ken	1	0	0	0	0/0	0	0	0	0/0	0	6
Miller, Cleo	1	0	0	0	0/0	0	0	0	0/0	0	6

Passing	Att	Cmp	Yds	Pct	Av/At	TD	TD%	Int	Int%	LG	Tkld	Rating
Phipps, Mike	313	162	1,749	51.8	5.59	4	1.3	19	6.1	48	28/261	47.5
Sipe, Brian	88	45	427	51.1	4.85	1	1.1	3	3.4	22	8/58	54.5
Cureton, Will	32	10	95	31.3	2.97	1	3.1	1	3.1	16	2/21	38.0
Miller, Willie	1	1	26	100.0	26.00	1	100.0	0	0.0	26t	0/0	158.3
Cockroft, Don	2	2	2	100.0	1.00	0	0.0	0	0.0	1	0/0	79.2
Hynoski, Henry	1	0	0	0.0	0.00	0	0.0	0	0.0	0	0/0	39.6
Browns	437	220	2,299	50.3	5.26	7	1.6	23	5.3	48	38/340	49.4
Opponents	361	202	2,889	56.0	8.00	25	6.9	10	2.8	75t	34/300	93.6



1976

Coach: Forrest Gregg
Top Draft Choice: HB Mike Pruitt

1976 USUAL STARTING LINEUPS

Offense

WR 42	Paul Warfield
LT 73	Doug Dieken
LG 69	P. Adams
65	H. Sheppard
C 54	Tom DeLeone
RG 68	Robert E. Jackson
RT 63	Barry Darrow
TE 81	O. Roan, 84 G. Parris
WR 33	Reggie Rucker
QB 17	B. Sipe, 15 M. Phipps
RB 34	G. Pruitt, 35 L. Poole
RB 30	C. Miller, 43 M. Pruitt

Defense

LDE 64	Joe Jones
LDT 71	Walter Johnson
RDE 72	Jerry Sherk
RDE 70	M. Mitchell
74	M. St. Clair
LLB 59	Charlie Hall
MLB 60	B. Babich
52	D. Ambrose
RLB 86	Gerald Irons
LCB 22	Clarence Scott
RCB 28	R. Bolton, 20 T. Peters
SS 49	N. Craig, 24 T. Brown
FS 27	Thom Darden

Radio Announcers:

Gib Shanley, Jim Mueller (WHK 1420 AM)

Date	Result	Opponent	Air
09/12	W 38-17	New York Jets	67,496
09/19	L 14-31	at Pittsburgh Steelers	49,169
09/26	L 13-44	at Denver Broncos	62,775
10/03	L 24-45	Cincinnati Bengals	75,817
10/10	W 18-16	Pittsburgh Steelers	76,411
10/17	W 20-17	at Atlanta Falcons	33,364
10/24	W 21-17	San Diego Chargers	60,018
10/31	L 6-21	at Cincinnati Bengals	54,776
11/07	W 21-7	at Houston Oilers	39,828
11/14	W 24-3	Philadelphia Eagles	62,120
11/21	W 24-7	at Tampa Bay Buccaneers	36,530
11/28	W 17-13	Miami Dolphins	74,715
12/05	W 13-10	Houston Oilers	56,025
12/12	L 14-39	at Kansas City Chiefs	34,340

Team Statistics	Browns	Opponent
Total First Downs	259	244
Rushing	119	109
Passing	111	111
Penalty	29	24
3rd Down Made/Att	89/202	76/188
3rd Down Pct.	44.1%	40.4%
Total Net Yards	4,542	3,793
Avg. Per Game	324.4	270.9
Total Plays	925	865
Avg. Per Play	4.9	4.4
Net Yards Rushing	2,295	1,761
Avg. Per Game	163.9	125.8
Total Rushes	533	445
Net Yards Passing	2,247	2,032
Avg. Per Game	160.5	145.1
Sacked/Yards Lost	19/152	30/321
Gross Yards	2,399	2,353
Attempts/Completions	373/209	392/225
Completion Pct.	56.0%	57.4%
Had Intercepted	15	21
Punts/Avg.	66/39.1	71/37.3
Net Punting Avg.	66/31.2	71/32.1
Penalties/Yards Lost	107/1,037	89/711
Fumbles/Ball Lost	46/22	24/11
Touchdowns	32	37
Rushing	9	15
Passing	21	18
Returns	2	4

Score By Periods	1st	2nd	3rd	4th	OT	Tot.
Browns	53	92	56	66	0	267
Opponents	62	83	66	76	0	287

Scoring	Ru	Pa	St	DI	PAT	2Ru	2Pa	FG	Saf	TP
Cockroft, Don	0	0	0	0	27/30	0	0	15/28	0	72
Rucker, Reggie	0	8	0	0	0/0	0	0	0/0	0	48
Warfield, Paul	0	6	0	0	0/0	0	0	0/0	0	36
Pruitt, Greg	4	1	0	0	0/0	0	0	0/0	0	30
Roan, Oscar	0	4	0	0	0/0	0	0	0/0	0	24
Miller, Cleo	4	0	0	0	0/0	0	0	0/0	0	24
Holden, Steve	0	1	0	0	0/0	0	0	0/0	0	6
Jones, Joe	0	0	0	1	0/0	0	0	0/0	0	6

Poole, Larry	1	0	0	0	0/0	0	0	0/0	0	6
Duncan, Brian	0	1	0	0	0/0	0	0	0/0	0	6
Bolton, Ron	0	0	0	1	0/0	0	0	0/0	0	6
Johnson, W.	0	0	0	0	0/0	0	0	0/0	1	2
Sipe, Brian	0	0	0	0	1/1	0	0	0/0	0	1
Team, Stat	0	0	0	0	0/0	0	0	0/0	0	0
Browns	9	21	0	2	28/32	0	0	15/28	1	267
Opponents	15	18	4	0	32/37	0	0	11/19	0	287

Rushing	No	Yds	Avg	LG	TD
Pruitt, Greg	209	1,000	4.8	64	4
Miller, Cleo	153	613	4.0	21	4
Poole, Larry	78	356	4.6	26	1
Pruitt, Mike	52	138	2.7	18	0
Sipe, Brian	18	71	3.9	17	0
Duncan, Brian	11	44	4.0	11	0
Mays, Dave	5	14	2.8	6	0
Phipps, Mike	4	26	6.5	24	0
Rucker, Reggie	2	30	15.0	27	0
Warfield, Paul	1	3	3.0	3	0
Browns	533	2,295	4.3	64	9
Opponents	445	1,761	4.0	59	15

Receiving	No	Yds	Avg	LG	TD
Rucker, Reggie	49	676	13.8	45	8
Pruitt, Greg	45	341	7.6	27	1
Warfield, Paul	38	613	16.1	37	6
Miller, Cleo	16	145	9.1	38	0
Roan, Oscar	15	174	11.6	23t	4
Poole, Larry	14	70	5.0	21	0
Holden, Steve	8	128	16.0	26t	1
Pruitt, Mike	8	26	3.3	15	0
Duncan, Brian	6	49	8.2	17	1
Logan, Dave	5	104	20.8	52	0
Parris, Gary	5	73	14.6	15	0
Browns	209	2,399	11.5	52	21
Opponents	225	2,353	10.5	69t	18

Interceptions	No	Yds	Avg	LG	TD
Darden, Thom	7	73	10.4	21	0
Scott, Clarence	4	11	2.8	5	0
Bolton, Ron	3	76	25.3	39	1
Babich, Bob	2	29	14.5	21	0
Brown, Terry	1	24	24.0	24	0
Hall, Charlie	1	12	12.0	12	0
Craig, Neal	1	8	8.0	8	0
Irons, Gerald	1	1	1.0	1	0
Sherk, Jerry	1	0	0.0	0	0
Browns	21	234	11.1	39	1
Opponents	15	123	8.2	34	0

Punting	No	Yds	Avg	In20	TB	LG	Blk
Cockroft, Don	64	2,487	38.9	8	4	51	3
Mays, Dave	2	91	45.5	1	0	54	0
Browns	66	2,578	39.1	9	4	54	3
Opponents	71	2,650	37.3	14	0	59	0

Punt Returns	No	FC	Yds	Avg	LG	TD
Holden, Steve	31	2	205	6.6	38	0
Feacher, Ricky	14	1	142	10.1	49	0
Miller, Willie	5	0	22	4.4	8	0
Browns	50	3	369	7.4	49	0
Opponents	45	8	517	11.5	73t	2

Kickoff Returns	No	Yds	Avg	LG	TD
Holden, Steve	19	461	24.3	44	0
Feacher, Ricky	14	311	22.2	33	0
Duncan, Brian	6	145	24.2	27	0
Pruitt, Mike	6	106	17.7	30	0
Poole, Larry	3	62	20.7	21	0
Pruitt, Greg	1	27	27.0	27	0
Miller, Cleo	1	23	23.0	23	0
Jackson, Robert E.	1	16	16.0	16	0
Ambrose, Dick	1	16	16.0	16	0
Graf, Dave	1	15	15.0	15	0
Miller, Willie	1	0	0.0	0	0
Browns	54	1,182	21.9	44	0
Opponents	57	1,347	23.6	97t	1

Field Goals	1-19	20-29	30-39	40-49	50+	Tot.
Cockroft, Don	2/2	3/6	5/6	4/11	1/3	15/28
Browns	2/2	3/6	5/6	4/11	1/3	15/28
Opponents	0/0	2/4	4/6	5/9	0/0	11/19

Passing	Att	Cmp	Yds	Pct	Av/At	TD	TD%	Int	Int%	LG	Tktd	Rating
Sipe, Brian	312	178	2,113	57.1	6.77	17	5.4	14	4.5	52	16/142	77.3
Phipps, Mike	37	20	146	54.1	3.95	3	8.1	0	0.0	23t	1/6	90.6
Mays, Dave	20	9	101	45.0	5.05	0	0.0	1	5.0	21	2/4	39.8
Pruitt, Greg	3	2	39	66.7	13.00	1	33.3	0	0.0	29	0/0	149.3
Cockroft, Don	1	0	0	0.0	0.00	0	0.0	0	0.0	0	0/0	39.6
Browns	373	209	2,399	56.0	6.43	21	5.6	15	4.0	52	19/152	77.6
Opponents	392	225	2,353	57.4	6.00	18	4.6	21	5.4	69t	32/321	67.9

1976 REGULAR SEASON RESULTS (9-5) YEAR-BY-YEAR

Coach: Forrest Gregg/Dick Modzelewski
Top Draft Choice: LB Robert L. Jackson

1977 USUAL STARTING LINEUPS

Offense		Defense	
WR 85	D. Logan	LDE 64	Joe Jones
42	P. Warfield	LDT 66	Earl Edwards
LT 73	Doug Dieken	RDT 78	M. Sims, 72 Jerry Sherk
LG 65	Henry Sheppard	RDE 74	M. St. Clair
C 54	Tom DeLeone	70	M. Mitchell
RG 68	Robert E. Jackson	LLB 59	Charlie Hall
RT 63	Barry Darrow	MLB 52	Dick Ambrose
TE 81	O. Roan, 84 G. Parris	LB 86	Gerald Irons
WR 33	Reggie Rucker	LCB 22	Clarence Scott
QB 17	Brian Sipe	RCB 21	Oliver Davis
RB 34	Greg Pruitt	SS 20	Tony Peters
RB 30	Cleo Miller	FS 27	Thom Darden

Radio Announcers:
 Gib Shanley, Jim Mueller (WHK 1420 AM)

Date	Result	Opponent	Att.
09/18	W 13-3	at Cincinnati Bengals	52,847
09/26	W 30-27	New England Patriots (OT)	76,418
10/02	L 14-28	Pittsburgh Steelers	80,588
10/09	L 10-26	Oakland Raiders	80,236
10/16	W 24-23	at Houston Oilers	47,888
10/23	W 27-16	at Buffalo Bills	60,905
10/30	W 44-7	Kansas City Chiefs	60,381
11/06	L 7-10	Cincinnati Bengals	81,932
11/13	L 31-35	at Pittsburgh Steelers	47,055
11/20	W 21-7	at New York Giants	72,576
11/27	L 0-9	Los Angeles Rams	70,352
12/04	L 14-37	at San Diego Chargers	37,312
12/11	L 15-19	Houston Oilers	30,898
12/18	L 19-20	at Seattle Seahawks	61,583

Team Statistics	Browns	Opponent
Total First Downs	271	261
Rushing	119	113
Passing	119	116
Penalty	33	32
3rd Down: Made/Att	76/188	74/186
3rd Down Pct.	40.4%	39.8%
Total Net Yards	4,375	4,115
Avg. Per Game	312.5	293.9
Total Plays	911	889
Avg. Per Play	4.8	4.6
Net Yards Rushing	2,200	2,088
Avg. Per Game	157.1	149.9
Total Rushes	510	524
Net Yards Passing	2,175	2,017
Avg. Per Game	155.4	144.1
Sacked/Yards Lost	24/199	27/281
Gross Yards	2,374	2,298
Attempts/Completions	377/208	340/184
Completion Pct.	55.2%	54.1%
Had Intercepted	31	23
Punts/Avg.	62/39.0	70/37.7
Net Punting Avg.	62/30.0	70/33.1
Penalties/Yards Lost	125/1,046	117/979
Fumbles/Ball Lost	34/22	32/16
Touchdowns	31	32
Rushing	9	14
Passing	19	15
Returns	3	3
Avg. Time Of Possession	30:13	29:47

Score By Periods	1st	2nd	3rd	4th	OT	Tot.
Browns	63	77	40	86	3	269
Opponents	68	100	38	61	0	267

Scoring	Ru	Pg	St	FD	PAT	2Pt	FG	Saf	TP	
Cockroft, Don	0	0	0	0	30/31	0	0	17/23	0	81
Miller, Cleo	4	1	0	0	0/0	0	0	0/0	0	30
Parris, Gary	0	5	0	0	0/0	0	0	0/0	0	30
Pooler, Larry	1	3	0	0	0/0	0	0	0/0	0	24
Pruitt, Greg	3	1	0	0	0/0	0	0	0/0	0	24
Rucker, Reggie	0	2	0	0	0/0	0	0	0/0	0	12
Warfield, Paul	0	2	0	0	0/0	0	0	0/0	0	12
Roan, Oscar	0	2	0	0	0/0	0	0	0/0	0	12
Pruitt, Mike	1	0	0	0	0/0	0	0	0/0	0	6

Passing	Att	Cmp	Yds	Pct	Av/At	TD	TD%	Int	Int%	LG	Tkld	Rating
Sipe, Brian	195	112	1,233	57.4	6.32	9	4.6	14	7.2	52t	16/114	61.8
Mays, Dave	121	67	797	55.4	6.59	6	5.0	10	8.3	60	6/67	57.8
Luck, Terry	50	25	316	50.0	6.32	1	2.0	7	14.0	33	1/8	37.2
Pruitt, Greg	9	4	28	44.4	3.11	3	33.3	0	0.0	13	1/10	91.7
Logan, Dave	2	0	0	0.0	0.00	0	0.0	0	0.0	0	0/0	39.6
Browns	377	208	2,374	55.2	6.30	19	5.0	31	8.2	60	24/199	56.8
Opponents	340	184	2,298	54.1	6.76	15	4.4	23	6.8	67t	31/281	61.9

Luck, Terry	0	1	0	0	0/0	0	0	0/0	0	0	0	6
Logan, Dave	0	1	0	0	0/0	0	0	0/0	0	0	0	6
Darden, Thom	0	0	0	1	0/0	0	0	0/0	0	0	0	6
Scott, C.	0	0	0	1	0/0	0	0	0/0	0	0	0	6
Irons, Gerald	0	0	0	1	0/0	0	0	0/0	0	0	0	6
Duncan, Brian	0	1	0	0	0/0	0	0	0/0	0	0	0	6
Sherk, Jerry	0	0	0	0	0/0	0	0	0/0	0	0	1	2
Browns	9	19	0	3	30/31	0	0	17/23	1	1	269	
Opponents	14	15	3	0	27/32	0	0	16/22	0	0	267	

Rushing	No	Yds	Avg	LG	TD
Pruitt, Greg	236	1,086	4.6	78t	3
Miller, Cleo	163	756	4.6	38	4
Pruitt, Mike	47	205	4.4	21	1
Pooler, Larry	38	118	3.1	12t	1
Sipe, Brian	10	14	1.4	9	0
Duncan, Brian	5	16	3.2	10	0
Mays, Dave	4	2	0.5	2	0
Luck, Terry	3	-2	-0.7	1	0
Rucker, Reggie	2	6	3.0	3	0
Warfield, Paul	1	2	2.0	2	0
Coleman, Greg	1	-3	-3.0	-3	0
Browns	510	2,200	4.3	78t	9
Opponents	524	2,098	4.0	41	14

Receiving	No	Yds	Avg	LG	TD
Miller, Cleo	41	291	7.1	28	1
Pruitt, Greg	37	471	12.7	60	1
Rucker, Reggie	36	565	15.7	40	2
Parris, Gary	21	213	10.1	26t	5
Logan, Dave	19	284	14.9	42	1
Warfield, Paul	18	251	13.9	52t	2
Pooler, Larry	17	137	8.1	21	3
Roan, Oscar	13	136	10.5	27	2
Pruitt, Mike	3	12	4.0	6	0
Craig, Reggie	1	5	5.0	5	0
Duncan, Brian	1	5	5.0	5t	1
Luck, Terry	1	4	4.0	4t	1
Browns	208	2,374	11.4	60	19
Opponents	184	2,298	12.5	67t	14

Interceptions	No	Yds	Avg	LG	TD
Darden, Thom	6	107	17.8	49	1
Irons, Gerald	3	99	33.0	53t	1
Scott, Clarence	3	72	24.0	49t	1
Davis, Oliver	3	71	23.7	32	0
Bolton, Ron	3	50	16.7	43	0
Peters, Tony	2	29	14.5	25	0
Hall, Charlie	1	2	2.0	2	0
Jones, Joe	1	0	0.0	0	0
Woolsey, Rolly	1	0	0.0	0	0
Browns	23	430	18.7	53t	3
Opponents	31	343	11.1	53	0

Punting	No	Yds	Avg	In20	TB	LG	Blk
Coleman, Greg	61	2,389	39.2	21	2	58	0
Cockroft, Don	1	30	30.0	0	1	30	0
Browns	62	2,419	39.0	21	3	58	0
Opponents	70	2,641	37.7	16	5	67	0

Punt Returns	No	FC	Yds	Avg	LG	TD
Woolsey, Rolly	32	3	290	9.1	44	0
Payton, Edward	3	0	17	5.7	16	0
Feacher, Ricky	2	0	15	7.5	15	0
Craig, Reggie	1	0	0	0.0	0	0
Browns	38	3	322	8.5	44	0
Opponents	31	1	558	18.0	91t	3

Kickoff Returns	No	Yds	Avg	LG	TD
Duncan, Brian	15	298	19.9	36	0
Feacher, Ricky	11	219	19.9	26	0
Williams, Lawrence	8	199	24.9	32	0
Fruitt, Mike	6	131	21.8	31	0
Ellis, Ken	5	80	16.0	30	0
Payton, Edward	4	91	22.8	34	0
Jackson, Robert E.	1	21	21.0	21	0
Batbich, Bob	1	20	20.0	20	0
Woolsey, Rolly	1	14	14.0	14	0
Browns	53	1,075	20.3	36	0
Opponents	50	986	19.7	45	0

Field Goals	1-19	20-29	30-39	40-49	50+	Tot.
Cockroft, Don	0/0	6/6	6/8	5/9	0/0	17/23
Browns	0/0	6/6	6/8	5/9	0/0	17/23
Opponents	1/1	6/6	7/9	2/5	0/1	16/22

Coach: Sam Rutigliano
Top Draft Choice: LB Clay Matthews

1978 USUAL STARTING LINEUPS

Offense		Defense	
WR 85	Dave Logan	LDE 74	Mike St. Clair
LT 73	Doug Dieken	LDT 66	Earl Edwards
LG 65	Henry Sheppard	RDT 72	Jerry Sherk
C 54	Tom DeLeona	ROE 70	M. Mitchell, 64 J. Jones
RG 68	Robert E. Jackson	LOLB 59	Charlie Hall
RT 63	Barry Darrow	MLB 52	Dick Ambrose
TE 82	Ozzie Newsome	ROLB 86	G. Irons
WR 33	Reggie Rucker	57	C. Matthews
QB 17	Brian Sipe	LCB 22	C. Scott, 28 R. Bolton
FB 43	M. Pruitt	RCB 21	Oliver Davis
	30 C. Miller	SS 20	Tony Peters
RB 34	Greg Pruitt	FS 27	Thom Darden

Radio Announcers:
 Gib Shanley, Jim Mueller (WHK 1420 AM)

Date	Result	Opponent	Att.
09/03	W 24-7	San Francisco 49ers	68,973
09/10	W 13-10	Cincinnati Bengals (OT)	72,691
09/17	W 24-16	at Atlanta Falcons	56,648
09/24	L 9-15	at Pittsburgh Steelers (OT)	49,573
10/01	L 13-16	Houston Oilers	72,776
10/08	W 24-16	at New Orleans Saints	50,158
10/15	L 14-34	Pittsburgh Steelers	81,302
10/22	L 3-17	at Kansas City Chiefs	41,157
10/29	W 41-20	Buffalo Bills	51,409
11/05	L 10-14	at Houston Oilers	45,827
11/12	L 7-19	Denver Broncos	70,856
11/19	W 45-24	at Baltimore Colts	45,341
11/26	W 30-19	Los Angeles Rams	55,158
12/03	L 24-47	at Seattle Seahawks	62,262
12/10	W 37-34	New York Jets (OT)	36,881
12/17	L 16-48	at Cincinnati Bengals	46,985

Team Statistics	Browns	Opponent
Total First Downs	293	329
Rushing	133	117
Passing	130	174
Penalty	30	38
3rd Down: Made/Att	85/217	96/230
3rd Down Pct.	39.2%	41.7%
Total Net Yards	5,347	5,352
Avg. Per Game	334.2	334.5
Total Plays	1,036	1,083
Avg. Per Play	5.2	4.9
Net Yards Rushing	2,488	2,149
Avg. Per Game	155.5	134.3
Total Rushes	559	563
Net Yards Passing	2,859	3,203
Avg. Per Game	178.7	200.2
Sacked/Yards Lost	35/278	31/232
Gross Yards	3,137	3,435
Attempts/Completions	442/236	489/265
Completion Pct.	53.4%	54.2%
Had Intercepted	21	27
Punts/Avg.	79/39.1	82/38.4
Net Punting Avg.	79/34.5	82/34.5
Penalties/Yards Lost	127/1,165	131/1,110
Fumbles/Ball Lost	50/29	35/18
Touchdowns	40	42
Rushing	17	19
Passing	22	20
Returns	1	3
Avg. Time Of Possession	30:06	29:54

Score By Periods	1st	2nd	3rd	4th	OT	Tot.
Browns	50	115	85	78	6	334
Opponents	46	99	60	145	6	356

Scoring	Ru	Pa	St	DF	PAT	2Pt	2Pt	FG	Saf	TP
Cockroft, Don	0	0	0	0	37/40	0	0	19/28	0	94
Rucker, Reggie	0	8	0	0	0/0	0	0	0/0	0	48
Hill, Calvin	1	6	0	0	0/0	0	0	0/0	0	42

Pruitt, Mike	5	0	0	0	0/0	0	0	0/0	0	30
Pruitt, Greg	3	2	0	0	0/0	0	0	0/0	0	30
Logan, Dave	0	4	0	0	0/0	0	0	0/0	0	24
Newsome, O.	2	2	0	0	0/0	0	0	0/0	0	24
Sipe, Brian	3	0	0	0	0/0	0	0	0/0	0	18
Miller, Cleo	1	0	0	0	0/0	0	0	0/0	0	6
Collins, Larry	1	0	0	0	0/0	0	0	0/0	0	6
Davis, Oliver	0	0	0	1	0/0	0	0	0/0	0	6
Miller, Mark	1	0	0	0	0/0	0	0	0/0	0	6
Browns	17	22	0	1	37/40	0	0	19/28	0	334
Opponents	19	20	3	0	36/41	0	0	22/29	1	356

Rushing	No	Yds	Avg	LG	TD
Pruitt, Greg	176	960	5.5	70t	3
Pruitt, Mike	135	560	4.1	71t	5
Miller, Cleo	89	336	3.8	18	1
Hill, Calvin	80	289	3.6	21	1
Sipe, Brian	28	87	3.1	35	3
Collins, Larry	22	64	2.9	19	1
Newsome, Ozzie	13	96	7.4	33t	2
Miller, Mark	7	63	9.0	17	1
Sullivan, Tom	5	7	1.4	5	0
Rucker, Reggie	2	14	7.0	9	0
Evans, Johnny	2	12	6.0	12	0
Browns	559	2,488	4.5	71t	17
Opponents	563	2,149	3.8	39	19

Receiving	No	Yds	Avg	LG	TD
Rucker, Reggie	43	893	20.8	69t	8
Newsome, Ozzie	38	589	15.5	47	2
Pruitt, Greg	38	292	7.7	26t	2
Logan, Dave	37	585	15.8	44	4
Hill, Calvin	25	334	13.4	53t	6
Miller, Cleo	20	152	7.6	23	0
Pruitt, Mike	20	112	5.6	15	0
Wright, Keith	8	76	9.5	20	0
Feacher, Ricky	4	76	19.0	42	0
Sullivan, Tom	1	20	20.0	20	0
Parris, Gary	1	4	4.0	4	0
Collins, Larry	1	4	4.0	4	0
Browns	236	3,137	13.3	69t	22
Opponents	265	3,435	13.0	72t	20

Interceptions	No	Yds	Avg	LG	TD
Darden, Thom	10	200	20.0	46	0
Davis, Oliver	6	65	10.8	33	1
Scott, Clarence	3	15	5.0	7	0
Ambrose, Dick	2	46	23.0	39	0
Irons, Gerald	2	9	4.5	9	0
Peters, Tony	2	7	3.5	7	0
Hill, Charlie	1	6	6.0	6	0
Matthews, Clay	1	5	5.0	5	0
Browns	27	353	13.1	46	1
Opponents	21	343	16.3	65	2

Punting	No	Yds	Avg	In20	TB	LG	Blk
Evans, Johnny	79	3,089	39.1	16	8	65	0
Browns	79	3,089	39.1	16	8	65	0
Opponents	82	3,146	38.4	14	9	56	0

Punt Returns	No	FC	Yds	Avg	LG	TD
Wright, Keith	37	16	288	7.8	42	0
Newsome, Ozzie	2	1	29	14.5	24	0
Browns	39	17	317	8.1	42	0
Opponents	41	5	366	8.9	39	0

Kickoff Returns	No	Yds	Avg	LG	TD
Collins, Larry	32	709	22.2	41	0
Wright, Keith	30	789	26.3	86	0
Sullivan, Tom	4	90	22.5	27	0
Rich, Randy	2	43	21.5	24	0
Pruitt, Greg	1	31	31.0	31	0
Jackson, Robert E.	1	19	19.0	19	0
Miller, Cleo	1	15	15.0	15	0
Rucker, Reggie	1	1	1.0	1	0
Browns	72	1,697	23.6	86	0
Opponents	72	1,469	20.4	95t	1

Field Goals	1-19	20-29	30-39	40-49	50+	Tot.
Cockroft, Don	1/2	6/7	2/5	10/12	0/2	19/28
Browns	1/2	6/7	2/5	10/12	0/2	19/28
Opponents	2/2	9/9	5/10	6/8	0/0	22/29

Passing	Att	Cmp	Yds	Pct	Av/At	TD	TD%	Int	Int%	LG	Tkld	Rating
Sipe, Brian	399	222	2,906	55.6	7.28	21	5.3	15	3.8	69t	29/229	80.7
Miller, Mark	39	13	212	33.3	5.44	1	2.6	4	10.3	44	5/27	21.5
Evans, Johnny	1	1	19	100.0	19.00	0	0.0	0	0.0	0	0/0	118.8
Pruitt, Greg	3	0	0	0.0	0.00	0	0.0	2	66.7	0	0/0	0.0
Hill, Calvin	0	0	0	0.0	0.00	0	0.0	0	0.0	0	1/2	39.6
Browns	442	236	3,137	53.4	7.10	22	5.0	21	4.8	69t	35/278	72.9
Opponents	489	265	3,435	54.2	7.02	20	4.1	27	5.5	72t	31/232	67.1

1979

Coach: Sam Rutigliano
Top Draft Choice: WR Willis Adams

1979 USUAL STARTING LINEUPS

Offense		Defense	
WR 85	Dave Logan	LDE 77	Lyle Alzado
LT 73	Doug Dieken	LDT 78	Mickey Sims
LG 63	Cody Risien	ROT 72	Jerry Sherk
C 54	Tom DeLeone	RDE 81	Jack Gregory
RG 68	Robert E. Jackson	LOLB 59	Charlie Hall
RT 65	Henry Sheppard	MLB 52	Dick Ambrose
TE 82	Ozzie Newsome	ROLB 57	Clay Matthews
WR 33	Reggie Rucker	LCB 28	Ron Bolton
QB 17	Brian Sipe	RCB 21	Oliver Davis
FB 43	Mike Pruitt	SS 22	Clarence Scott
RB 35	C. Hill, 34 G. Pruitt	FS 27	Thom Darden

Radio Announcers:
 Gib Shanley, Jim Mueller (WHK 1420 AM)

Date	Result	Opponent	Att
09/02	W 25-22	at New York Jets (OT)	48,472
09/09	W 27-24	at Kansas City Chiefs	42,181
09/16	W 13-10	Baltimore Colts	73,889
09/24	W 26-7	Dallas Cowboys	80,123
09/30	L 10-31	at Houston Oilers	48,915
10/07	L 35-51	Pittsburgh Steelers	81,260
10/14	L 9-13	Washington Redskins	63,323
10/21	W 28-27	Cincinnati Bengals	75,119
10/28	W 38-20	at St. Louis Cardinals	47,845
11/04	W 24-19	at Philadelphia Eagles	69,019
11/11	L 24-29	Seattle Seahawks	72,440
11/18	W 30-24	Miami Dolphins (OT)	80,374
11/25	L 30-33	at Pittsburgh Steelers (OT)	48,773
12/02	W 14-7	Houston Oilers	69,112
12/09	L 14-19	at Oakland Raiders	52,641
12/16	L 12-16	at Cincinnati Bengals	42,183

Team Statistics	Browns	Opponent
Total First Downs	350	307
Rushing	125	136
Passing	189	158
Penalty	36	13
3rd Down: Made/Att	99/222	105/240
3rd Down Pct.	44.6%	43.8%
Total Net Yards	5,772	5,650
Avg. Per Game	360.8	353.1
Total Plays	1,092	1,076
Avg. Per Play	5.3	5.3
Net Yards Rushing	2,281	2,604
Avg. Per Game	142.6	162.8
Total Rushes	504	577
Net Yards Passing	3,491	3,046
Avg. Per Game	218.2	190.4
Sacked/Yards Lost	43/347	31/243
Gross Yards	3,838	3,289
Attempts/Completions	545/289	468/271
Completion Pct.	53.0%	57.9%
Had Intercepted	27	16
Punts/Avg.	69/41.2	80/41.4
Net Punting Avg.	69/35.8	80/37.1
Penalties/Yards Lost	82/709	118/1,018
Fumbles/Ball Lost	28/17	39/16
Touchdowns	45	42
Rushing	16	25
Passing	28	14
Returns	1	3
Avg. Time Of Possession	29:29	30:31

Score By Periods	1st	2nd	3rd	4th	OT	Tot.
Browns	91	66	78	115	9	359
Opponents	94	81	60	114	3	352

Scoring	Ru	Pa	St	DF	PAT	ZRu	2Pa	FG	Saf	TP	
Crookfoot, Don	0	0	0	0	38/43	0	0	0	17/29	0	89
Pruitt, Mike	9	2	0	0	0/0	0	0	0	0/0	0	66
Newsome, O.	0	9	0	0	0/0	0	0	0	0/0	0	54
Logan, Dave	0	7	0	0	0/0	0	0	0	0/0	0	42
Rucker, Reggie	0	6	0	0	0/0	0	0	0	0/0	0	36
Hill, Calvin	1	2	0	0	0/0	0	0	0	0/0	0	18
Morarity, Pat	2	0	0	0	0/0	0	0	0	0/0	0	12

Sipe, Brian	2	0	0	0	0/0	0	0	0/0	0	12
Feacher, Ricky	0	1	0	0	0/0	0	0	0/0	0	6
Pruitt, Greg	0	1	0	0	0/0	0	0	0/0	0	6
Miller, Cleo	1	0	0	0	0/0	0	0	0/0	0	6
Darden, Thom	0	0	0	1	0/0	0	0	0/0	0	6
Hall, Dino	1	0	0	0	0/0	0	0	0/0	0	6
Team, Stat	0	0	0	0	0/1	0	0	0/0	0	0
Browns	16	28	0	1	38/44	0	0	17/29	0	359
Opponents	25	14	3	0	34/42	0	0	22/35	0	352

Rushing	No	Yds	Avg	LG	TD
Pruitt, Mike	264	1,294	4.9	77i	9
Pruitt, Greg	62	233	3.8	27	0
Hill, Calvin	53	193	3.6	33	1
Sipe, Brian	45	188	4.2	34	2
Miller, Cleo	39	213	5.5	39i	1
Hall, Dino	22	152	6.9	52i	1
Morarity, Pat	14	11	0.8	8	2
Adams, Willis	2	4	2.0	3	0
Newsome, Ozzie	1	6	6.0	6	0
Feacher, Ricky	1	-1	-1.0	-1	0
Miller, Mark	1	-2	-2.0	-2	0
Browns	504	2,291	4.5	77i	16
Opponents	577	2,604	4.5	77i	25

Receiving	No	Yds	Avg	LG	TD
Logan, Dave	59	982	16.6	46	7
Newsome, Ozzie	55	781	14.2	74	9
Rucker, Reggie	43	749	17.4	54	6
Pruitt, Mike	41	372	9.1	50i	2
Hill, Calvin	38	381	10.0	31	2
Miller, Cleo	26	251	9.7	33	0
Pruitt, Greg	14	155	11.1	27	1
Feacher, Ricky	7	103	14.7	25	1
Hall, Dino	2	14	7.0	8	0
Morarity, Pat	1	17	17.0	17	0
Weathers, Curtis	1	14	14.0	14	0
Wright, Keith	1	13	13.0	13	0
Adams, Willis	1	6	6.0	6	0
Browns	289	3,838	13.3	74	28
Opponents	271	3,289	12.1	62	14

Interceptions	No	Yds	Avg	LG	TD
Darden, Thom	5	125	25.0	39i	1
Scott, Clarence	3	56	18.7	29	0
Bolton, Ron	3	20	6.7	13	0
Hall, Charlie	2	14	7.0	11	0
Davis, Oliver	1	33	33.0	33	0
Matthews, Clay	1	0	30.0	30	0
Ambrose, Dick	1	0	0.0	0	0
Browns	16	278	17.4	39i	1
Opponents	27	315	11.7	50	1

Punting	No	Yds	Avg	In20	TB	LG	Bk
Evans, Johnny	69	2,844	41.2	7	9	59	2
Browns	69	2,844	41.2	7	9	59	2
Opponents	80	3,313	41.4	9	9	61	0

Punt Returns	No	FC	Yds	Avg	LG	TD
Hall, Dino	29	5	295	10.2	47	0
Wright, Keith	12	6	50	4.2	13	0
Newsome, Ozzie	0	1	0	0.0	0	0
Burrell, Clinton	0	2	0	0.0	0	0
Browns	41	14	345	8.4	47	0
Opponents	45	2	375	8.3	38	0

Kickoff Returns	No	Yds	Avg	LG	TD
Hall, Dino	50	1,014	20.3	33	0
Wright, Keith	15	402	26.8	45	0
Feacher, Ricky	2	51	25.5	27	0
Rich, Randy	2	10	5.0	6	0
Pruitt, Greg	1	22	22.0	22	0
Jackson, Robert E.	1	18	18.0	18	0
Miller, Cleo	1	14	14.0	14	0
Weathers, Curtis	1	0	0.0	0	0
Miller, Matt	1	0	0.0	0	0
Morarity, Pat	1	0	0.0	0	0
Browns	75	1,531	20.4	45	0
Opponents	70	1,324	18.9	51	0

Field Goals	1-19	20-29	30-39	40-49	50+	Tot.
Crookfoot, Don	0/0	5/6	8/12	3/8	1/3	17/29
Browns	0/0	5/6	8/12	3/8	1/3	17/29
Opponents	1/2	6/9	9/13	6/11	0/0	22/35

Passing	Att	Cmp	Yds	Pct	Av/AI	TD	TD%	Int	Int%	LG	Tkld	Ratng
Sipe, Brian	535	286	3,793	53.5	7.09	28	5.2	26	4.9	74	43/347	73.4
Miller, Mark	8	2	31	25.0	3.88	0	0.0	1	12.5	17	0/0	3.6
Evans, Johnny	2	1	14	50.0	7.00	0	0.0	0	0.0	14	0/0	72.9
Browns	545	289	3,838	53.0	7.04	28	5.1	27	5.0	74	43/347	72.1
Opponents	468	271	3,289	57.9	7.03	14	3.0	16	3.4	62	31/243	75.3

1980

Coach: Sam Rutigliano
Top Draft Choice: RB Charles White

1980 USUAL STARTING LINEUPS

Offense		Defense	
WR 85	Dave Logan	LDE 90	Marshall Harris
LT 73	Doug Dieken	NT 91	Henry Bradley
LG 65	Henry Sheppard	RD 77	Lyle Alzado
C 54	Tom DeLeon	LOLB 59	Charlie Hall
RG 64	Joe DeLamielleure	LILB 56	Robert L. Jackson
RT 63	Cody Risien	RILB 52	Dick Ambrose
TE 82	Ozzie Newsome	ROLB 57	Clay Matthews
WR 33	Reggie Rucker	LCB 28	Ron Bolton
QB 17	Brian Sipe	CB 49	Clinton Burrell
FB 43	Mike Pruitt	FS 27	Thom Darden
RB 34	Greg Pruitt	SS 22	Clarence Scott

Radio Announcers: Gib Shanley, Jim Mueller (WHK 1420 AM)

Date	Result	Opponent	Att
09/07	L 17-34	at New England Patriots	49,222
09/15	L 7-16	Houston Oilers	80,243
09/21	W 20-13	Kansas City Chiefs	63,614
09/28	W 34-27	at Tampa Bay Buccaneers	65,540
10/05	L 16-19	Denver Broncos	81,065
10/12	W 27-3	at Seattle Seahawks	61,366
10/19	W 26-21	Green Bay Packers	75,548
10/26	W 27-26	Pittsburgh Steelers	79,095
11/03	W 27-21	Chicago Bears	83,224
11/09	W 28-27	at Baltimore Colts	45,369
11/16	L 13-16	at Pittsburgh Steelers	54,563
11/23	W 31-7	Cincinnati Bengals	79,253
11/30	W 17-14	at Houston Oilers	51,514
12/07	W 17-14	New York Jets	78,454
12/14	L 23-28	at Minnesota Vikings	42,202
12/21	W 27-24	at Cincinnati Bengals	50,058

Playoff

01/04	L 12-14	Oakland Raiders	77,655
-------	---------	-----------------	--------

Team Statistics

	Browns	Opponent
Total First Downs	336	340
Rushing	102	105
Passing	207	197
Penalty	27	38
3rd Down: Made/Att	98/207	105/220
3rd Down Pct.	47.3%	47.7%
Total Net Yards	5,588	5,626
Avg. Per Game	349.3	351.6
Total Plays	1,016	1,051
Avg. Per Play	5.5	5.4
Net Yards Rushing	1,673	1,761
Avg. Per Game	104.6	110.1
Total Rushes	436	485
Net Yards Passing	3,915	3,865
Avg. Per Game	244.7	241.6
Sacked/Yards Lost	23/217	31/224
Gross Yards	4,132	4,089
Attempts/Completions	557/338	536/336
Completion Pct.	60.7%	62.7%
Had Intercepted	14	22
Punts/Avg.	66/38.3	63/37.4
Net Punting Avg.	66/34.6	63/34.7
Penalties/Yards Lost	117/1,042	96/766
Fumbles/Ball Lost	24/14	23/10
Touchdowns	45	37
Rushing	15	12
Passing	30	23
Returns	0	2
Avg. Time Of Possession	28:44	31:16

Score By Periods	1st	2nd	3rd	4th	OT	Tot
Browns	41	134	84	98	0	357
Opponents	32	69	109	100	0	310

Scoring	Ru	Pn	St	Of	PAT	2Pt	2Pt	FG	Saf	TP
Cockroft, Don	0	0	0	0	39/44	0	0	16/26	0	87
Pruitt, Mike	6	0	0	0	0/0	0	0	0/0	0	36
Hill, Calvin	0	6	0	0	0/0	0	0	0/0	0	36
White, Charles	5	1	0	0	0/0	0	0	0/0	0	36

Pruitt, Greg	0	5	0	0	0/0	0	0	0/0	0	30
Logan, Dave	0	4	0	0	0/0	0	0	0/0	0	24
Feacher, Ricky	0	4	0	0	0/0	0	0	0/0	0	24
Rucker, Reggie	0	4	0	0	0/0	0	0	0/0	0	24
Wright, Keith	0	3	0	0	0/0	0	0	0/0	0	18
Newsome, O.	0	3	0	0	0/0	0	0	0/0	0	18
Miller, Cleo	3	0	0	0	0/0	0	0	0/0	0	18
Sipe, Brian	1	0	0	0	0/0	0	0	0/0	0	6
Team, Stat	0	0	0	0	0/1	0	0	0/0	0	0
Browns	15	30	0	0	39/45	0	0	0/16	26	357
Opponents	12	23	2	0	32/37	0	0	0/18	29	310

Rushing	No	Yds	Avg	LG	TD
Pruitt, Mike	249	1,034	4.2	56t	6
White, Charles	86	279	3.2	16	5
Pruitt, Greg	40	117	2.9	19	0
Miller, Cleo	28	139	5.0	50	3
Sipe, Brian	20	55	2.8	24	1
McDonald, Paul	3	-2	-0.7	0	0
Evans, Johnny	3	-2	-0.7	0	0
Hall, Dino	2	26	13.0	19	0
Newsome, Ozzie	2	13	6.5	9	0
Adams, Willis	2	7	3.5	15	0
Hill, Calvin	1	11	11.0	11	0
Browns	436	1,673	3.8	56t	15
Opponents	485	1,761	3.6	32	12

Receiving	No	Yds	Avg	LG	TD
Pruitt, Mike	63	471	7.5	28	0
Rucker, Reggie	52	768	14.8	45	4
Logan, Dave	51	822	16.1	65	4
Newsome, Ozzie	51	594	11.6	44	3
Pruitt, Greg	50	444	8.9	43	5
Hill, Calvin	27	383	14.2	50	6
White, Charles	17	153	9.0	31t	1
Feacher, Ricky	10	244	24.4	55t	4
Adams, Willis	8	165	20.6	39	0
Wright, Keith	3	62	20.7	39t	3
Oden, McDonald	3	18	6.0	8	0
Miller, Cleo	2	8	4.0	7	0
Browns	337	4,132	12.3	65	30
Opponents	336	4,089	12.2	72	23

Interceptions	No	Yds	Avg	LG	TD
Bolton, Ron	6	62	10.3	29	0
Burrell, Clinton	5	51	10.2	29	0
Darden, Thom	2	42	21.0	23	0
Jackson, Robert L.	2	15	7.5	9	0
Scott, Clarence	2	14	7.0	9	0
Hall, Charlie	2	3	1.5	3	0
Davis, Oliver	1	70	70.0	47	0
Matthews, Clay	1	6	6.0	6	0
Johnson, Lawrence	1	3	3.0	3	0
Browns	22	266	12.1	47	0
Opponents	14	270	19.3	93t	0

Punting	No	Yds	Avg	In20	TD	LG	Blk
Evans, Johnny	66	2,530	38.3	12	7	56	0
Browns	66	2,530	38.3	12	7	56	0
Opponents	63	2,356	37.4	16	4	62	0

Punt Returns	No	FC	Yds	Avg	LG	TD
Wright, Keith	29	4	129	4.4	15	0
Hall, Dino	6	3	41	6.8	14	0
Browns	35	7	170	4.9	15	0
Opponents	38	6	245	6.4	15	0

Kickoff Returns	No	Yds	Avg	LG	TD
Hall, Dino	32	691	21.6	40	0
Wright, Keith	25	576	23.0	50	0
Miller, Cleo	2	22	11.0	13	0
White, Charles	1	20	20.0	20	0
Jackson, Robert E.	1	0	0.0	0	0
Flint, Judson	1	0	0.0	0	0
Darden, Thom	1	-1	-1.0	-1	0
Browns	63	1,308	20.8	50	0
Opponents	71	1,018	14.3	31	0

Field Goals	1-19	20-29	30-39	40-49	50+	Tot
Cockroft, Don	0/0	6/7	5/7	5/9	0/3	16/26
Browns	0/0	6/7	5/7	5/9	0/3	16/26
Opponents	3/3	7/7	5/11	3/6	0/2	18/29

Passing	Att	Cmp	Yds	Pct	Av/At	TD	TD%	Int	Int%	LG	Tkld	Rating
Sipe, Brian	554	337	4,132	60.8	7.46	30	5.4	14	2.5	65	23/217	91.4
Cockroft, Don	1	0	0.0	0.0	0.00	0	0.0	0	0.0	0	0/0	39.6
Browns	555	337	4,132	60.7	7.45	30	5.4	14	2.5	65	23/217	91.2
Opponents	480	306	3,746	63.8	7.80	20	4.2	20	4.2	72	31/218	84.3

YEAR-BY-YEAR 1980 REGULAR SEASON RESULTS (11-5)

1981 REGULAR SEASON RESULTS (5-11)

1981

Coach: Sam Rutigliano
Top Draft Choice: CB Hanford Dixon

1981 USUAL STARTING LINEUPS

Offense		Defense	
WR 85 Dave Logan	LDE 90 M. Harris, 97 T. Brown	NT 91 Henry Bradley	
LT 73 Doug Dieken	NT 91 Henry Bradley	RDE 77 Lyle Alzado	
LG 68 R. Jackson	RDE 77 Lyle Alzado	LDE 56 Robert L. Jackson	
65 H. Sheppard	LDE 56 Robert L. Jackson	RDE 57 Clay Matthews	
C 54 T. DeLeone	RDE 57 Clay Matthews	LCB 28 Ron Bolton	
79 G. Sullivan	LCB 28 Ron Bolton	RCB 48 L. Johnson, 29 H. Dixon	
RG 64 Joe DeLamelleure	RCB 48 L. Johnson, 29 H. Dixon	SS 22 Clarence Scott	
RT 63 Cody Risien	SS 22 Clarence Scott	FS 49 C. Burrell, 27 T. Darden	
TE 82 Ozzie Newsome	FS 49 C. Burrell, 27 T. Darden		
WR 33 R. Rucker			
83 R. Faacher			
QB 17 Brian Sipe			
FB 43 Mike Pruitt			
RB 34 G. Pruitt, 25 C. White			

Radio Announcers:
 Gib Shanley, Jim Mueller (WHK 1420 AM)

Logan, Dave	0	4	0	0	0/0	0	0	0/0	0	24
Pruitt, Greg	0	4	0	0	0/0	0	0	0/0	0	24
Jacobs, Dave	0	0	0	0	9/10	0	0	4/12	0	21
Faacher, Ricky	0	3	0	0	0/0	0	0	0/0	0	18
Hill, Calvin	0	2	0	0	0/0	0	0	0/0	0	12
Miller, Cleo	2	0	0	0	0/0	0	0	0/0	0	12
Rucker, Reggie	1	0	0	0	0/0	0	0	0/0	0	6
White, Charles	1	0	0	0	0/0	0	0	0/0	0	6
Sipe, Brian	1	0	0	0	0/0	0	0	0/0	0	6
Team, Stat	0	0	0	0	0/0	0	0	0/0	1	2
Cox, Steve	0	0	0	0	0/0	0	0	0/1	0	0
Browns	11	21	0	0	31/32	0	0	17/33	1	276
Opponents	14	28	3	0	40/45	0	0	21/34	1	375

Rushing	No	Yds	Avg	LG	TD
Pruitt, Mike	247	1,103	4.5	21	7
White, Charles	97	342	3.5	26	1
Miller, Cleo	52	165	3.2	13	2
Sipe, Brian	38	153	4.0	22	1
Pruitt, Greg	31	124	4.0	15	0
Hill, Calvin	4	23	5.8	9	0
Newsome, Ozzie	2	20	10.0	14	0
McDonald, Paul	2	0	0.0	2	0
Faacher, Ricky	1	-1	-1.0	-1	0
Browns	474	1,929	4.1	26	11
Opponents	516	2,078	4.0	79	14

Receiving	No	Yds	Avg	LG	TD
Newsome, Ozzie	69	1,002	14.5	62	6
Pruitt, Greg	65	636	9.8	33	4
Pruitt, Mike	63	442	7.0	21	1
Logan, Dave	31	497	16.0	40	4
Faacher, Ricky	29	654	22.6	48	3
Rucker, Reggie	27	532	19.7	49	1
White, Charles	27	219	8.1	21	0
Hill, Calvin	17	150	8.8	23	2
Miller, Cleo	16	139	8.7	17	0
Fulton, Dan	2	38	19.0	27	0
Adams, Willis	1	24	24.0	24	0
Oden, McDonald	1	6	6.0	6	0
Browns	348	4,339	12.5	62	21
Opponents	275	3,512	12.8	60	28

Interceptions	No	Yds	Avg	LG	TD
Scott, Clarence	4	46	11.5	26	0
Darden, Thom	3	68	22.7	45	0
Flint, Judson	2	33	16.5	33	0
Matthews, Clay	2	14	7.0	8	0
Boleto, Ron	1	3	3.0	3	0
Goode, Don	1	1	1.0	1	0
Logan, Dave	1	0	0.0	0	0
Ambrose, Dick	1	0	0.0	0	0
Browns	15	165	11.0	45	0
Opponents	27	347	12.9	82	0

Punting	No	Yds	Avg	In20	TB	LG	Btk
Cox, Steve	68	2,884	42.4	11	12	66	2
Browns	68	2,884	42.4	11	12	66	2
Opponents	78	3,173	40.7	20	6	59	0

Punt Returns	No	FC	Yds	Avg	LG	TD
Hall, Dino	33	6	248	7.5	40	0
Montgomery, C.	17	0	121	7.1	17	0
Browns	50	6	369	7.4	40	0
Opponents	30	4	253	8.4	34	0

Kickoff Returns	No	Yds	Avg	LG	TD
Hall, Dino	36	813	22.6	48	0
Montgomery, C.	14	334	23.9	38	0
White, Charles	12	243	20.3	32	0
Pruitt, Greg	3	82	27.3	30	0
Miller, Cleo	3	35	11.7	22	0
Brown, Thomas	2	17	8.5	10	0
Johnson, Eddie	1	7	7.0	7	0
Miller, Mattie	1	6	6.0	6	0
Browns	72	1,537	21.3	48	0
Opponents	45	1,156	25.7	88	0

Field Goals	1-19	20-29	30-39	40-49	50+	Tot
Bahr, Matt	3/3	5/5	5/9	0/2	0/1	13/20
Jacobs, Dave	0/0	2/3	2/6	0/1	0/2	4/12
Cox, Steve	0/0	0/0	0/0	0/0	0/1	0/1
Browns	3/3	7/8	7/15	0/3	0/4	17/33
Opponents	1/1	8/12	6/9	5/11	1/1	21/34

Date	Result	Opponent	Att.
09/07	L 14-44	San Diego Chargers	78,904
09/13	L 3-9	Houston Oilers	79,483
09/20	W 20-17	at Cincinnati Bengals	52,170
09/27	W 28-17	Atlanta Falcons	78,283
10/04	L 16-27	at Los Angeles Rams	63,924
10/11	L 7-13	at Pittsburgh Steelers	53,255
10/18	W 20-17	New Orleans Saints	76,059
10/25	W 42-28	Baltimore Colts	78,986
11/01	L 13-22	at Buffalo Bills	78,266
11/08	L 20-23	at Denver Broncos (OT)	74,859
11/15	W 15-12	at San Francisco 49ers	52,445
11/22	L 10-32	Pittsburgh Steelers	77,958
11/29	L 21-41	Cincinnati Bengals	75,186
12/03	L 13-17	at Houston Oilers	44,502
12/12	L 13-14	New York Jets	56,866
12/20	L 21-42	at Seattle Seahawks	51,435

Team Statistics	Browns	Opponent
Total First Downs	364	299
Rushing	131	119
Passing	196	157
Penalty	37	23
3rd Down: Made/Att	92/225	78/212
3rd Down Pct.	40.9%	36.8%
Total Net Yards	5,915	5,394
Avg. Per Game	369.7	337.1
Total Plays	1,138	1,016
Avg. Per Play	5.2	5.3
Net Yards Rushing	1,929	2,078
Avg. Per Game	120.6	129.9
Total Rushes	474	516
Net Yards Passing	3,986	3,289
Avg. Per Game	249.1	205.6
Sacked/Yards Lost	40/353	31/223
Gross Yards	4,339	3,512
Attempts/Completions	624/348	469/275
Completion Pct.	55.8%	58.6%
Had Intercepted	27	15
Punts/Avg.	68/42.4	78/40.7
Net Punting Avg.	68/38.7	78/35.9
Penalties/Yards Lost	109/971	100/870
Fumbles/Ball Lost	38/26	31/20
Touchdowns	32	45
Rushing	11	14
Passing	21	28
Returns	0	3
Avg. Time Of Possession	30:59	29:01

Score By Periods	1st	2nd	3rd	4th	OT	Tot
Browns	31	109	55	81	0	— 276
Opponents	89	103	82	98	3	— 375

Scoring	Ru	Pa	St	DF	PAT	2Ru	2Pa	FG	Sal	TP
Bahr, Matt	0	0	0	0	22/22	0	0	13/20	0	61
Pruitt, Mike	7	1	0	0	0/0	0	0	0/0	0	48
Newsome, O	0	6	0	0	0/0	0	0	0/0	0	36

Passing	Att	Cmp	Yds	Pct	Av/At	TD	TD%	Int	Int%	LG	TkId	Ratng
Sipe, Brian	567	313	3,876	55.2	6.84	17	3.0	25	4.4	62	34/310	68.2
McDonald, Paul	57	35	463	61.4	8.12	4	7.0	2	3.5	46	6/43	95.9
Browns	624	348	4,339	55.8	6.95	21	3.4	27	4.3	62	40/353	70.7
Opponents	469	275	3,512	58.6	7.49	28	6.0	15	3.2	60	29/223	88.7



1982

Coach: Sam Rutigliano

Top Draft Choice: LB Chip Banks

1982 USUAL STARTING LINEUPS

Offense

WR	85	Dave Logan
LT	73	Doug Dieken
LG	68	Robert E. Jackson
C	54	Tom DeLeone
RG	64	Joe DeLamielleure
RT	63	Cody Risien
TE	82	Ozzie Newsome
WR	83	Ricky Feacher
QB	17	B. Sipe
	16	P. McDonald
FB	43	Mike Pruitt
RB	25	Charles White

Defense

LDE	90	Marshall Harris
NT	91	H. Bradley, 79 B. Golic
RDE	92	M. Robinson
	99	K. Baldwin
LOLB	56	Chip Banks
LILB	50	Tom Cousineau
RILB	52	Dick Ambrose
ROLB	57	C. Matthews
	55	C. Weathers
LCB	28	R. Bolton
	48	L. Johnson
RCB	29	Hanford Dixon
SS	49	Clinton Burrell
FS	22	Clarence Scott

Radio Announcers:

Gib Shanley, Jim Mueller (WHK 1420 AM)

Date	Result	Opponent	Att.
09/12	W 21-7	at Seattle Seahawks	55,907
09/19	L 21-24	Philadelphia Eagles	78,830
11/21	W 10-7	New England Patriots	51,281
11/25	L 14-31	at Dallas Cowboys	46,267
12/05	L 13-30	San Diego Chargers	54,064
12/12	L 10-23	at Cincinnati Bengals	54,305
12/19	W 10-9	Pittsburgh Steelers	67,139
12/26	W 20-14	at Houston Oilers	36,559
01/02	L 21-37	at Pittsburgh Steelers	52,312

Playoff

01/08	L 10-27	at Los Angeles Raiders	56,555
-------	---------	------------------------	--------

Team Statistics

	Browns	Opponent
Total First Downs	176	189
Rushing	64	82
Passing	96	94
Penalty	16	13
3rd Down: Made/Att	43/127	52/106
3rd Down Pct.	33.9%	49.1%
4th Down: Made/Att	5/6	3/8
4th Down Pct.	83.3%	37.5%
Total Net Yards	2,708	3,141
Avg. Per Game	300.9	349.0
Total Plays	616	594
Avg. Per Play	4.4	5.3
Net Yards Rushing	873	1,292
Avg. Per Game	97.0	143.6
Total Rushes	256	306
Net Yards Passing	1,845	1,822
Avg. Per Game	205.0	202.4
Sacked/Yards Lost	26/212	22/145
Gross Yards	2,057	1,967
Attempts/Completions	334/174	266/144
Completion Pct.	52.1%	54.1%
Had Intercepted	16	17
Punts/Avg.	48/39.3	40/38.8
Net Punting Avg.	48/34.8	40/35.5
Penalties/Yards Lost	49/461	57/436
Fumbles/Ball Lost	15/8	20/11
Touchdowns	17	23
Rushing	7	13
Passing	9	9
Returns	1	1
Avg. Time Of Possession	30:00	30:00

Score By Periods

	1st	2nd	3rd	4th	OT	Tot.
Browns	20	34	24	62	0	140
Opponents	28	60	38	56	0	182

Scoring

	Ru	Pn	St	DI	PAT	2Ru	2Pa	FG	Saf	TP
Bahr, Matt	0	0	0	0	17/17	0	0	7/15	0	38
Feacher, Ricky	0	3	0	0	0/0	0	0	0/0	0	18
Newsome, O.	0	3	0	0	0/0	0	0	0/0	0	18
Pruitt, Mike	3	0	0	0	0/0	0	0	0/0	0	18
White, Charles	3	0	0	0	0/0	0	0	0/0	0	18
Logan, Dave	0	2	0	0	0/0	0	0	0/0	0	12
Burrell, Clinton	0	0	0	1	0/0	0	0	0/0	0	6
Davis, Johnny	1	0	0	0	0/0	0	0	0/0	0	6
Hall, Dino	0	1	0	0	0/0	0	0	0/0	0	6
Cox, Steve	0	0	0	0	0/0	0	0	0/1	0	0
Browns	7	9	0	1	17/17	0	0	7/16	0	140
Opponents	13	9	1	0	21/23	0	0	7/11	1	182

Rushing

	No	Yds	Avg	LG	TD
Pruitt, Mike	143	516	3.6	17	3
White, Charles	69	259	3.8	18t	3
Miller, Cleo	16	61	3.8	17	0
Sipe, Brian	13	44	3.4	12	0
McDonald, Paul	7	-3	-0.4	10	0
Davis, Johnny	4	3	0.8	2	1
Hall, Dino	2	14	7.0	13	0
Cox, Steve	2	-11	-5.5	0	0
Browns	256	893	3.4	18t	7
Opponents	306	1,292	4.2	34	13

Receiving

	No	Yds	Avg	LG	TD
Newsome, Ozzie	49	633	12.9	54	3
White, Charles	34	283	8.3	36	0
Feacher, Ricky	28	408	14.6	46	3
Logan, Dave	23	346	15.0	56t	2
Pruitt, Mike	22	140	6.4	13	0
Walker, Dwight	8	136	17.0	46	0
Hall, Dino	5	78	15.6	31	1
Miller, Cleo	3	20	6.7	11	0
Fulton, Dan	1	9	9.0	9	0
Oden, McDonald	1	4	4.0	4	0
Browns	174	2,057	11.8	56t	9
Opponents	144	1,967	13.7	60	9

Interceptions

	No	Yds	Avg	LG	TD
Dixon, Hanford	4	22	5.5	22	0
Johnson, Lawrence	4	17	4.3	17	0
Scott, Clarence	3	29	9.7	24	0
Banks, Chip	1	14	14.0	14	0
Burrell, Clinton	1	14	14.0	14t	1
Cousineau, Tom	1	6	6.0	6	0
Ambrose, Dick	1	0	0.0	0	0
Bolton, Ron	1	0	0.0	0	0
Flint, Judson	1	0	0.0	0	0
Browns	17	102	6.0	24	1
Opponents	16	164	10.3	37	0

Punting

	No	Yds	Avg	In20	TD	LG	Blk
Cox, Steve	48	1,887	39.3	11	6	52	1
Browns	48	1,887	39.3	11	6	52	1
Opponents	40	1,552	38.8	9	2	54	0

Punt Returns

	No	FC	Yds	Avg	LG	TD
Walker, Dwight	19	6	101	5.3	14	0
Hall, Dino	4	0	33	8.3	10	0
Browns	23	6	134	5.8	14	0
Opponents	30	2	216	7.2	24	0

Kickoff Returns

	No	Yds	Avg	LG	TD
Hall, Dino	22	430	19.5	32	0
Walker, Dwight	13	295	22.7	36	0
Nicolas, Scott	2	16	8.0	10	0
Green, David	1	13	13.0	13	0
Browns	38	754	19.8	36	0
Opponents	23	424	18.4	30	0

Field Goals

	1-19	20-29	30-39	40-49	50+	Tot.
Bahr, Matt	1/1	3/4	1/3	2/7	0/0	7/15
Cox, Steve	0/0	0/0	0/0	0/0	0/1	0/1
Browns	1/1	3/4	1/3	2/7	0/1	7/16
Opponents	0/0	2/2	2/4	3/4	0/1	7/11

YEAR-BY-YEAR 1982 REGULAR SEASON RESULTS (4-5)

Passing	Att	Cmp	Yds	Pct	Av/At	TD	TD%	Int	Int%	LG	Tkld	Ratng
Sipe, Brian	185	101	1,064	54.6	5.75	4	2.2	8	4.3	40t	13/117	60.7
McDonald, Paul	149	73	993	49.0	6.66	5	3.4	8	5.4	56t	13/95	59.5
Browns	334	174	2,057	52.1	6.16	9	2.7	16	4.8	56t	26/212	60.2
Opponents	266	144	1,967	54.1	7.39	9	3.4	17	6.4	60	22/145	62.7

Coach: Sam Rutigliano
Top Draft Choice: WR Ron Brown

1983 USUAL STARTING LINEUPS

Offense		Defense	
WR 89	B. Jones	LDE 96	Reggie Camp
	8 R. Feacher	NT 79	Bob Golic
LT 73	Doug Diaken	RDE 99	K. Baldwin
LG 68	Robert E. Jackson	94	E. Franks
C 61	Mike Baab	LOLB 56	Chip Banks
RG 64	Joe DeLamilleure	LILB 52	D. Ambrose
RT 63	Cody Risien	58	S. Nicholas
TE 82	Ozzie Newsome	RILB 50	Tom Cousineau
WR 85	D. Logan	ROLB 57	Clay Matthews
	80 W. Adams	LCB 48	Lawrence Johnson
QB 17	Brian Sipe	RCB 29	Hanford Dixon
FB 43	M. Pruitt, 38 J. Davis	SS 49	C. Burrell, 22 C. Scott
RB 30	Boyce Green	FS 21	Mike Whitwell

Radio Announcers:
 Gib Shanley, Jim Mueller (WHK 1420 AM)

Date	Result	Opponent	Att.
09/04	L 21-27	Minnesota Vikings	70,087
09/11	W 31-26	at Detroit Lions	60,095
09/15	W 17-7	Cincinnati Bengals	79,700
09/25	W 30-24	at San Diego Chargers (OT)	49,482
10/02	L 9-24	Seattle Seahawks	75,446
10/09	W 10-7	New York Jets	78,235
10/16	L 17-44	at Pittsburgh Steelers	59,263
10/23	L 21-28	at Cincinnati Bengals	50,047
10/30	W 25-19	Houston Oilers (OT)	66,955
11/06	L 21-35	at Green Bay Packers	54,089
11/13	W 20-0	Tampa Bay Buccaneers	56,091
11/20	W 30-0	at New England Patriots	40,987
11/27	W 41-23	Baltimore Colts	65,812
12/04	L 6-27	at Denver Broncos	70,912
12/11	L 27-34	at Houston Oilers	29,746
12/18	W 30-17	Pittsburgh Steelers	72,313

Team Statistics	Browns	Opponent
Total First Downs	327	309
Rushing	113	138
Passing	186	155
Penalty	28	16
3rd Down Made/Att	99/222	82/204
3rd Down Pct.	44.6%	40.2%
4th Down Made/Att	8/16	4/14
4th Down Pct.	50.0%	28.6%
Total Net Yards	5,583	5,139
Avg. Per Game	348.9	321.2
Total Plays	1,065	1,030
Avg. Per Play	5.2	5.0
Net Yards Rushing	1,922	2,065
Avg. Per Game	120.1	129.1
Total Rushes	465	528
Net Yards Passing	3,661	3,074
Avg. Per Game	228.8	192.1
Sacked/Yards Lost	33/271	33/239
Gross Yards	3,932	3,313
Attempts/Completions	567/324	469/280
Completion Pct.	57.1%	59.7%
Had Intercepted	28	22
Punts/Avg.	70/40.8	73/40.5
Net Punting Avg.	70/36.4	73/36.2
Penalties/Yards Lost	115/988	105/940
Fumbles/Ball Lost	21/10	30/10
Touchdowns	42	42
Rushing	13	15
Passing	27	22
Returns	2	5
Avg. Time Of Possession	30:50	29:10

Score By Periods	1st	2nd	3rd	4th	OT	Tot.
Browns	76	120	82	66	12	356
Opponents	70	125	63	84	0	342

Scoring	Ru	Pa	St	DI	PAT	2Ru	2Pa	FG	Saf	TP	
Bahr, Matt	0	0	0	0	38/40	0	0	0	21/24	0	101
Pruitt, Mike	10	2	0	0	0/0	0	0	0/0	0	0	72
Newsome, D.	0	6	0	0	0/0	0	0	0/0	0	0	36
Jones, Bobby	4	0	0	0	0/0	0	0	0/0	0	0	24
Green, Boyce	3	1	0	0	0/0	0	0	0/0	0	0	24

Passing	Att	Cmp	Yds	Pct	Av/At	TD	TD%	Int	Int%	LG	Tkld	Rating
Sipe, Brian	496	291	3,566	58.7	7.19	26	5.2	23	4.6	66t	27/233	79.1
McDonald, Paul	68	32	351	47.1	5.16	1	1.5	4	5.9	27	6/38	43.2
Walker, Dwight	3	1	25	33.3	8.33	0	0.0	1	33.3	25	0/0	25.0
Browns	567	324	3,942	57.1	6.95	27	4.8	28	4.9	66t	33/271	74.0
Opponents	469	280	3,313	59.7	7.06	21	4.5	22	4.7	80t	32/239	76.6

Feacher, Ricky	0	3	0	0	0/0	0	0	0/0	0	0	0	18
Holt, Harry	0	3	0	0	0/0	0	0	0/0	0	0	0	18
Adams, Willis	0	2	0	0	0/0	0	0	0/0	0	0	0	12
Belk, Rocky	0	2	0	0	0/0	0	0	0/0	0	0	0	12
Logan, Dave	0	2	0	0	0/0	0	0	0/0	0	0	0	12
Walker, Dwight	0	1	0	0	0/0	0	0	0/0	0	0	0	6
Banks, Chip	0	0	0	1	0/0	0	0	0/0	0	0	0	6
Golic, Bob	0	0	0	1	0/0	0	0	0/0	0	0	0	6
Dieken, Doug	0	1	0	0	0/0	0	0	0/0	0	0	0	6
Cox, Steve	0	0	0	0	0/0	0	0	0/0	0	1/1	0	3
Browns	13	27	0	2	38/40	0	0	22/25	0	16/22	0	356
Opponents	15	22	5	0	40/42	0	0	16/22	1	16/22	1	342

Rushing	No	Yds	Avg	LG	TD
Pruitt, Mike	293	1,184	4.0	27	10
Green, Boyce	104	497	4.8	29	3
Sipe, Brian	26	56	2.2	9	0
Walker, Dwight	19	100	5.3	15	0
Davis, Johnny	13	42	3.2	16	0
McDonald, Paul	3	17	5.7	10	0
Holt, Harry	3	8	2.7	4	0
Jones, Bobby	1	19	19.0	19	0
Adams, Willis	1	2	2.0	2	0
Hall, Dino	1	2	2.0	2	0
Belk, Rocky	1	-5	-5.0	-5	0
Browns	465	1,922	4.1	29	13
Opponents	528	2,065	3.9	40	15

Receiving	No	Yds	Avg	LG	TD
Newsome, Ozzie	89	970	10.9	66t	6
Logan, Dave	37	627	16.9	34	2
Jones, Bobby	36	507	14.1	32t	4
Pruitt, Mike	30	157	5.2	21	2
Holt, Harry	29	420	14.5	48t	3
Walker, Dwight	29	273	9.4	35	1
Green, Boyce	25	167	6.7	33	1
Adams, Willis	20	374	18.7	59	2
Feacher, Ricky	13	217	16.7	42t	3
Belk, Rocky	5	141	28.2	64t	2
Davis, Johnny	5	20	4.0	10	0
Hall, Dino	4	33	8.3	18	0
Dieken, Doug	1	14	14.0	14t	1
Stracka, Tim	1	12	12.0	12	0
Browns	324	3,932	12.1	66t	27
Opponents	280	3,312	11.8	80t	22

Interceptions	No	Yds	Avg	LG	TD
Cousineau, Tom	4	47	11.8	15	0
Banks, Chip	3	95	31.7	65t	1
Whitwell, Mike	3	67	22.3	28	0
Dixon, Hanford	3	41	13.7	35	0
Burrell, Clinton	2	0	0.0	0	0
Johnson, Lawrence	2	0	0.0	0	0
Scott, Clarence	2	0	0.0	0	0
Perry, Rod	1	21	21.0	21	0
Gross, Al	1	18	18.0	18	0
Golic, Bob	1	7	7.0	7t	1
Browns	22	296	13.5	65t	2
Opponents	28	508	18.1	73t	0

Punting	No	Yds	Avg	In20	TB	LG	Bklt
Gossett, Jeff	70	2,854	40.8	17	8	60	0
Browns	70	2,854	40.8	17	8	60	0
Opponents	73	2,954	40.5	18	5	61	0

Punt Returns	No	FC	Yds	Avg	LG	TD
Hall, Dino	39	12	284	7.3	19	0
Walker, Dwight	3	0	26	8.7	13	0
Browns	42	12	310	7.4	19	0
Opponents	30	10	309	10.3	66	0

Kickoff Returns	No	Yds	Avg	LG	TD
Walker, Dwight	29	627	21.6	38	0
Green, Boyce	17	350	20.6	30	0
Hall, Dino	11	237	21.5	28	0
Ferguson, Vegas	2	36	18.0	27	0
Nicolas, Scott	2	29	14.5	15	0
Davis, Johnny	1	8	8.0	8	0
Contz, Bill	1	3	3.0	3	0
Browns	63	1,290	20.5	38	0
Opponents	61	1,155	18.9	33t	0

Field Goals	1-19	20-29	30-39	40-49	50+	Tot.
Bahr, Matt	1/1	9/9	5/6	6/7	0/1	21/24
Cox, Steve	0/0	0/0	0/0	0/0	1/1	1/1
Browns	1/1	9/9	5/6	6/7	1/2	22/25
Opponents	2/2	5/6	4/6	2/5	1/1	14/20

1984

Coach: Sam Rutigliano/Marty Schottenheimer
 Top Draft Choice: S Don Rogers

1984 USUAL STARTING LINEUPS

Offense		Defense	
WR 83	R. Feacher	LDE 96	Reggie Camp
	B. Brennan	NT 79	Bob Golic
LT 73	Doug Dieken	RDE 99	Keith Baldwin
LG 68	Robert E. Jackson	LOLB 56	Chip Banks
C 61	Mike Baab	LILB 51	Eddie Johnson
RG 64	Joe DeLamielleure	RILB 50	Tom Cousineau
RT 75	Bill Contz	ROLB 57	Clay Matthews
TE 82	Ozzie Newsome	LCB 48	L. Johnson
WR 84	D. Harris	31	F. Minnifield
	B. Brennan	RCB 29	Hanford Dixon
QB 16	Paul McDonald	SS 27	Al Gross
FB 38	Johnny Davis	FS 20	Don Rogers
RB 43	M. Pruitt, 30 B. Green		

Radio Announcers:
 Gib Shanley, Jim Mueller (WHK 1420 AM)

Date	Result	Opponent	Att.
09/03	L 0-33	at Seattle Seahawks	59,540
09/09	L 17-20	at Los Angeles Rams	43,043
09/16	L 14-24	Denver Broncos	61,980
09/23	W 20-10	Pittsburgh Steelers	77,312
09/30	L 6-10	at Kansas City Chiefs	40,785
10/07	L 16-17	New England Patriots	53,036
10/14	L 20-24	New York Jets	55,673
10/21	L 9-12	at Cincinnati Bengals	50,667
10/28	L 14-16	New Orleans Saints	52,489
11/04	W 13-10	at Buffalo Bills	33,343
11/11	L 7-41	San Francisco 49ers	60,092
11/18	W 23-7	at Atlanta Falcons	28,280
11/25	W 27-10	Houston Oilers	46,077
12/02	L 17-20	Cincinnati Bengals (OT)	51,774
12/09	L 20-23	at Pittsburgh Steelers	55,825
12/16	W 27-20	at Houston Oilers	33,676

Team Statistics	Browns	Opponent
Total First Downs	295	270
Rushing	89	103
Passing	180	145
Penalty	26	22
3rd Down: Made/Att	89/228	86/217
3rd Down Pct.	39.0%	39.6%
4th Down: Made/Att	6/13	4/13
4th Down Pct.	46.2%	30.8%
Total Net Yards	4,828	4,641
Avg. Per Game	301.8	290.1
Total Plays	1,039	995
Avg. Per Play	4.6	4.7
Net Yards Rushing	1,696	1,945
Avg. Per Game	106.0	121.6
Total Rushes	489	494
Net Yards Passing	3,132	2,696
Avg. Per Game	195.8	168.5
Sacked/Yards Lost	55/358	43/353
Gross Yards	3,490	3,049
Attempts/Completions	495/273	458/261
Completion Pct.	55.2%	57.0%
Had Intercepted	23	20
Punts/Avg.	76/42.3	77/40.6
Net Punting Avg.	76/35.8	77/36.4
Penalties/Yards Lost	111/928	108/765
Fumbles/Ball Lost	3/16	3/15
Touchdowns	25	30
Rushing	10	10
Passing	14	15
Returns	1	5
Avg. Time Of Possession	30:52	29:08

Score By Periods	1st	2nd	3rd	4th	OT	Tot.
Browns	54	81	44	71	0	250
Opponents	61	97	53	83	3	297

Scoring	Ru	Pa	OH	DI	PAT	2Ru	2Pa	FG	Sof	TP
Bahr, Matt	0	0	0	0	25/25	0	0	24/32	0	97
Pruitt, Mike	6	0	0	0	0/0	0	0	0/0	0	36
Newsome, O.	0	5	0	0	0/0	0	0	0/0	0	30
Brennan, Brian	0	3	0	0	0/0	0	0	0/0	0	18
Byner, Earnest	2	0	1	0	0/0	0	0	0/0	0	18

Passing	Att	Cmp	Yds	Pct	Av/At	TD	TD%	Int	Int%	LG	Tkld	Rating
McDonald, Paul	493	271	3,472	55.0	7.04	14	2.8	23	4.7	64	53/345	67.3
Cox, Steve	1	1	16	100.0	16.00	0	0.0	0	0.0	16	0/0	118.8
Flick, Tom	1	1	2	100.0	2.00	0	0.0	0	0.0	2	2/13	79.2
Browns	495	273	3,490	55.2	7.05	14	2.8	23	4.6	64	55/358	67.5
Opponents	458	261	3,049	57.0	6.66	15	3.3	20	4.4	61t	43/353	70.0

Davis, Bruce	0	2	0	0	0/0	0	0	0/0	0	12
Harris, Duriel	0	2	0	0	0/0	0	0	0/0	0	12
Feacher, Ricky	0	1	0	0	0/0	0	0	0/0	0	6
Davis, Johnny	1	0	0	0	0/0	0	0	0/0	0	6
Green, Boyce	0	1	0	0	0/0	0	0	0/0	0	6
McDonald, P.	1	0	0	0	0/0	0	0	0/0	0	6
Cox, Steve	0	0	0	0	0/0	0	0	0/0	1/3	3
Browns	10	14	1	0	25/25	0	0	0	25/35	250
Opponents	10	15	5	0	30/30	0	0	0	29/33	297

Rushing	No	Yds	Avg	LG	TD
Green, Boyce	202	673	3.3	29	0
Pruitt, Mike	163	506	3.1	14	6
Byner, Earnest	72	426	5.9	54	2
White, Charles	24	62	2.6	8	0
McDonald, Paul	22	4	0.2	10	1
Davis, Johnny	3	15	5.0	8	1
Holt, Harry	1	12	12.0	12	0
Davis, Bruce	1	6	6.0	6	0
Walker, Dwight	1	-8	-8.0	-8	0
Browns	489	1,696	3.5	54	10
Opponents	494	1,945	3.9	64	10

Receiving	No	Yds	Avg	LG	TD
Newsome, Ozzie	89	1,001	11.2	52	5
Brennan, Brian	35	455	13.0	52	3
Harris, Duriel	32	512	16.0	43	2
Feacher, Ricky	22	382	17.4	64	1
Adams, Willis	21	261	12.4	24	0
Holt, Harry	20	261	13.1	36	0
Green, Boyce	12	124	10.3	44t	1
Byner, Earnest	11	118	10.7	26	0
Walker, Dwight	10	122	12.2	25	0
Davis, Bruce	7	119	17.0	43	2
Pruitt, Mike	5	29	5.8	9	0
White, Charles	5	29	5.8	17	0
Young, Glen	1	18	18.0	19	0
Bolden, Rickey	1	18	18.0	15	0
Stracka, Tim	1	15	15.0	15	0
McDonald, Paul	1	-4	-4.0	-4	0
Browns	273	3,490	12.8	64	14
Opponents	261	3,049	11.7	61t	15

Interceptions	No	Yds	Avg	LG	TD
Gross, Al	5	103	20.6	47	0
Dixon, Hanford	5	31	6.2	18	0
Cousineau, Tom	2	9	4.5	9	0
Johnson, Eddie	2	3	1.5	3	0
Rogers, Don	1	39	39.0	39	0
Minnifield, Frank	1	26	26.0	26	0
Perry, Rod	1	17	17.0	17	0
Banks, Chip	1	8	8.0	8	0
Johnson, Lawrence	1	0	0.0	0	0
Rockins, Chris	1	0	0.0	0	0
Browns	20	236	11.8	47	0
Opponents	23	518	22.5	85	0

Punting	No	Yds	Avg	In20	TB	LG	Bkls
Cox, Steve	74	3,213	43.4	16	8	69	2
Team, Stat	2	0	0.0	0	0	0	2
Browns	76	3,213	42.3	16	8	69	2
Opponents	77	3,123	40.6	21	7	61	0

Punt Returns	No	FC	Yds	Avg	LG	TD
Brennan, Brian	25	10	199	8.0	19	0
Harris, Duriel	9	0	73	8.1	13	0
Walker, Dwight	6	3	50	8.3	13	0
Browns	40	13	322	8.1	19	0
Opponents	43	7	489	11.4	42	0

Kickoff Returns	No	Yds	Avg	LG	TD
Byner, Earnest	22	415	18.9	28	0
Davis, Bruce	18	369	20.5	40	0
Brown, Preston	8	136	17.0	27	0
Young, Glen	5	134	26.8	36	0
White, Charles	5	80	16.0	23	0
Nicolas, Scott	1	12	12.0	12	0
Contz, Bill	1	10	10.0	10	0
Holt, Harry	1	1	1.0	1	0
Browns	61	1,157	19.0	40	0
Opponents	52	1,159	22.3	46	0

Field Goals	1-19	20-29	30-39	40-49	50+	Tot.
Bahr, Matt	3/3	12/12	2/7	6/9	1/1	24/32
Cox, Steve	0/0	0/0	0/0	0/0	1/3	1/3
Browns	3/3	12/12	2/7	6/9	2/4	25/35
Opponents	0/0	13/13	7/9	7/9	2/2	29/33

1984 REGULAR SEASON RESULTS (5-11) YEAR-BY-YEAR

1985

Coach: Marty Schottenheimer
Top Draft Choice: RB Greg Allen

1985 USUAL STARTING LINEUPS

Offense		Defense	
WR 85	Clarence Weathers	LDE 96	Reggie Camp
LT 74	P. Farren, 77 R. Bolden	NT 79	Bob Golic
LG 62	George Lijla	RDE 78	Carl Hairston
C 61	Mike Baab	LOLB 56	Chip Banks
RG 69	D. Fike, 77 R. Bolden	LILB 51	Eddie Johnson
RT 83	Cody Risien	RILB 50	T. Cousineau
TE 82	Ozzie Newsome	58	S. Nicholas
WR 86	B. Brennan	ROLB 57	Clay Matthews
83	F. Banks	LCB 31	Frank Minnifield
QB 19	B. Kosar	RCCB 29	Hanford Dixon
18	G. Danielson	SS 27	Al Gross
FB 34	Kevin Mack	FS 20	Don Rogers
RB 44	Earnest Byner		

Radio Announcers:
 Nev Chandler, Doug Dieken, Jim Mueller (WHK 1420 AM)

Date	Result	Opponent	Att.
09/08	L 24-27	St. Louis Cardinals (OT)	62,107
09/16	W 17-7	Pittsburgh Steelers	79,042
09/22	L 7-20	at Dallas Cowboys	61,456
09/29	W 21-7	at San Diego Chargers	52,107
10/06	W 24-20	New England Patriots	62,139
10/13	W 21-6	at Houston Oilers	38,385
10/20	L 20-21	Los Angeles Raiders	77,928
10/27	L 7-14	Washington Redskins	78,540
11/03	L 9-10	at Pittsburgh Steelers	51,976
11/10	L 10-27	at Cincinnati Bengals	57,293
11/17	W 17-7	Buffalo Bills	50,764
11/24	W 24-6	Cincinnati Bengals	74,439
12/01	W 35-33	at New York Giants	66,482
12/08	L 13-31	at Seattle Seahawks	58,477
12/15	W 28-21	Houston Oilers	50,793
12/22	L 10-37	at New York Jets	59,073
		Playoff	
01/04	L 21-24	at Miami Dolphins	75,128

Team Statistics	Browns	Opponent
Total First Downs	271	297
Rushing	119	106
Passing	128	172
Penalty	24	19
3rd Down: Made/Att	79/216	83/228
3rd Down Pct.	36.6%	36.4%
4th Down: Made/Att	13/21	7/15
4th Down Pct.	61.9%	46.7%
Total Net Yards	4,921	4,958
Avg. Per Game	307.6	309.9
Total Plays	989	1,050
Avg. Per Play	5.0	4.7
Net Yards Rushing	2,285	1,851
Avg. Per Game	142.8	115.7
Total Rushes	539	497
Net Yards Passing	2,636	3,107
Avg. Per Game	164.8	194.2
Sacked/Yards Lost	36/249	44/353
Gross Yards	2,885	3,460
Attempts/Completions	414/222	509/289
Completion Pct.	53.6%	56.8%
Had Intercepted	13	18
Punts/Avg.	81/40.3	91/42.2
Net Punting Avg.	81/36.5	91/38.1
Penalties/Yards Lost	99/751	102/773
Fumbles/Ball Lost	40/23	28/9
Touchdowns	35	34
Rushing	16	14
Passing	17	18
Returns	2	2
Avg. Time Of Possession	28:52	31:08

Score By Periods	1st	2nd	3rd	4th	OT	Tot.
Browns	44	68	78	97	0	287
Opponents	75	81	50	85	3	294

Scoring	Ru	Pa	St	DI	PAT	ZRu	ZPa	FG	Saf	TP
Bahr, Matt	0	0	0	0	35/35	0	0	14/18	0	77

Byner, Earnest	8	2	0	0	0/0	0	0	0/0	0	60
Mack, Kevin	7	3	0	0	0/0	0	0	0/0	0	60
Newsome, O.	0	5	0	0	0/0	0	0	0/0	0	30
Weathers, C.	0	3	0	0	0/0	0	0	0/0	0	18
Banks, Fred	0	2	0	0	0/0	0	0	0/0	0	12
Brennan, Brian	0	0	1	0	0/0	0	0	0/0	0	6
Young, Glen	0	1	0	0	0/0	0	0	0/0	0	6
Holt, Harry	0	1	0	0	0/0	0	0	0/0	0	6
Gross, Al	0	0	0	1	0/0	0	0	0/0	0	6
Kosar, Bernie	1	0	0	0	0/0	0	0	0/0	0	6
Browns	16	17	1	1	35/35	0	0	14/18	0	287
Opponents	14	18	2	0	33/34	0	0	19/29	0	294

Rushing	No	Yds	Avg	LG	TD
Byner, Earnest	244	1,002	4.1	36	8
Mack, Kevin	222	1,104	5.0	61	7
Danielson, Gary	27	126	4.7	28	0
Kosar, Bernie	26	-12	-0.5	10	1
Allen, Greg	8	32	4.0	8	0
Davis, Johnny	4	9	2.3	5	0
Dickey, Curtis	2	6	3.0	5	0
Weathers, Clarence	1	18	18.0	18	0
Baab, Mike	1	0	0.0	0	0
Browns	535	2,285	4.3	61	16
Opponents	497	1,851	3.7	58	14

Receiving	No	Yds	Avg	LG	TD
Newsome, Ozzie	62	711	11.5	38	5
Byner, Earnest	45	460	10.2	31	2
Brennan, Brian	32	487	15.2	57	0
Mack, Kevin	29	297	10.2	43	3
Weathers, Clarence	16	449	28.1	72	3
Adams, Willis	10	132	13.2	22	0
Holt, Harry	10	95	9.5	23	1
Young, Glen	5	111	22.2	45	1
Banks, Fred	5	62	12.4	17	2
Jefferson, John	3	30	10.0	17	0
Tucker, Travis	2	20	10.0	10	0
Fontenot, Herman	2	19	9.5	17	0
Langhorne, Reggie	1	12	12.0	12	0
Browns	222	2,885	13.0	72	17
Opponents	289	3,460	12.0	54	17

Interceptions	No	Yds	Avg	LG	TD
Gross, Al	5	109	21.8	37	1
Dixon, Hanford	3	65	21.7	37	0
Braziel, Larry	2	40	20.0	40	0
Wright, Felix	2	11	5.5	10	0
Weathers, Curtis	1	9	9.0	9	0
Rockins, Chris	1	8	8.0	8	0
Johnson, Eddie	1	6	6.0	6	0
Minnifield, Frank	1	3	3.0	3	0
Rogers, Don	1	3	3.0	3	0
Cousineau, Tom	1	0	0.0	0	0
Browns	18	254	14.1	40	1
Opponents	13	217	16.7	48	0

Punting	No	Yds	Avg	In20	TB	LG	Bk
Gossett, Jeff	81	3,261	40.3	18	8	64	0
Browns	81	3,261	40.3	18	8	64	0
Opponents	91	3,842	42.2	22	16	64	0

Punt Returns	No	FC	Yds	Avg	LG	TD
Weathers, Clarence	28	4	218	7.8	16	0
Brennan, Brian	19	4	153	8.1	37	1
Browns	47	8	371	7.9	37	1
Opponents	36	14	304	8.4	38	0

Kickoff Returns	No	Yds	Avg	LG	TD
Young, Glen	35	898	25.7	63	0
Fontenot, Herman	8	215	26.9	81	0
Langhorne, Reggie	3	46	15.3	19	0
Green, Boyce	2	20	10.0	13	0
Puzzo, Dave	2	8	4.0	8	0
Weathers, Clarence	1	17	17.0	17	0
Nicolas, Scott	1	9	9.0	9	0
Allen, Greg	1	4	4.0	4	0
Browns	53	1,217	23.0	81	0
Opponents	51	884	17.3	37	0

Field Goals	1-19	20-29	30-39	40-49	50+	Tot.
Bahr, Matt	1/1	2/2	8/9	3/5	0/1	14/18
Browns	1/1	2/2	8/9	3/5	0/1	14/18
Opponents	0/0	5/6	10/14	2/5	2/4	19/29

Passing	Att	Cmp	Yds	Pct	Av/At	TD	TD%	Int	Int%	LG	Tkld	Rating
Kosar, Bernie	248	124	1,578	50.0	6.36	8	3.2	7	2.8	68t	19/121	69.3
Danielson, Gary	163	97	1,274	59.5	7.82	8	4.9	6	3.7	72t	17/128	85.3
Brennan, Brian	1	1	33	100.0	33.00	1	100.0	0	0.0	33t	0/0	158.3
Fontenot, Herman	1	0	0	0.0	0.00	0	0.0	0	0.0	0	0/0	39.6
Gossett, Jeff	1	0	0	0.0	0.00	0	0.0	0	0.0	0	0/0	39.6
Browns	414	222	2,885	53.6	6.97	17	4.1	13	3.1	72t	36/249	76.4
Opponents	509	289	3,460	56.8	6.80	18	3.5	18	3.5	54t	44/353	74.8



1986

Coach: Marty Schottenheimer
Top Draft Choice: WR Webster Slaughter

1986 USUAL STARTING LINEUPS

Offense		Defense	
WR 84	Webster Slaughter	LDE 96	Reggie Camp
LT 77	R. Bolden, 74 P. Farran	NT 79	Bob Golic
LG 74	P. Farran, 70 L. Williams	RDE 78	Carl Hairston
C 61	Mike Baab	LOLB 56	Chip Banks
RG 69	Dan Fike	LILB 51	Eddie Johnson
RT 63	Cody Risien	RILB 53	Anthony Griggs
TE 82	Ozzie Newsome	ROLB 57	Clay Matthews
WR 88	Reggie Langhorne	LCB 31	Frank Minnifield
QB 19	Bernie Kosar	RCB 29	Hanford Dixon
DB 34	K. Mack, 33 C. Dickey	SS 24	Ray Ellis
RB 44	E. Byner, 33 C. Dickey	FS 37	Chris Rockins

Radio Announcers:
 New Chandler, Doug Dieken, Jim Mueller (WWWE 1100 AM, WDOX 102 FM)

Date	Result	Opponent	Att.
09/07	L 31-41	at Chicago Bears	66,030
09/14	W 23-20	at Houston Oilers	46,049
09/18	L 13-30	Cincinnati Bengals	78,779
09/28	W 24-21	Detroit Lions	72,029
10/05	W 27-24	at Pittsburgh Steelers	57,327
10/12	W 20-7	Kansas City Chiefs	71,278
10/19	L 14-17	Green Bay Packers	76,438
10/26	W 23-20	at Minnesota Vikings	59,133
11/02	W 24-9	at Indianapolis Colts	57,962
11/10	W 26-16	Miami Dolphins	77,949
11/16	L 14-27	at Los Angeles Raiders	65,461
11/23	W 37-31	Pittsburgh Steelers (OT)	76,452
11/30	W 13-10	Houston Oilers (OT)	62,309
12/07	W 21-17	at Buffalo Bills	42,213
12/14	W 34-3	at Cincinnati Bengals	58,062
12/21	W 47-17	San Diego Chargers	68,505
AFC Playoffs			
01/03	W 23-20	New York Jets (2OT)	78,106
AFC Championship			
01/11	L 20-23	Denver Broncos (OT)	79,915

Team Statistics	Browns	Opponent
Total First Downs	292	312
Rushing	101	114
Passing	165	181
Penalty	26	17
3rd Down: Made/Att	85/222	80/215
3rd Down Pct.	38.3%	37.2%
4th Down: Made/Att	7/14	10/18
4th Down Pct.	50.0%	55.6%
Total Net Yards	5,395	5,269
Avg. Per Game	337.2	329.3
Total Plays	1,049	1,033
Avg. Per Play	5.1	5.1
Net Yards Rushing	1,650	1,982
Avg. Per Game	103.1	123.9
Total Rushes	471	494
Net Yards Passing	3,744	3,287
Avg. Per Game	234.0	205.4
Sacked/Yards Lost	39/274	35/259
Gross Yards	4,018	3,546
Attempts/Completions	538/315	518/291
Completion Pct.	58.6%	56.2%
Had Intercepted	11	18
Punts/Avg.	83/41.2	79/38.4
Net Punting Avg.	83/38.0	79/34.0
Penalties/Yards Lost	99/759	104/807
Fumbles/Ball Lost	33/13	34/18
Touchdowns	45	36
Rushing	20	13
Passing	18	21
Returns	7	2
Avg. Time Of Possession	29:19	30:41

Score By Periods	1st	2nd	3rd	4th	OT	Tot.
Browns	82	102	112	86	9	391
Opponents	54	98	62	96	0	310

Scoring	Ru	Pa	St	O/D	PAT	2Ru	2Pa	FG	Saf	TP
Bahr, Matt	0	0	0	0	30/30	0	0	20/26	0	60
Mack, Kevin	10	0	0	0	0/0	0	0	0/0	0	60

Passing	Att	Cmp	Yds	Pct	Av/At	TD	TD%	Int	Int%	LG	TkId	Rating
Kosar, Bernie	531	310	3,854	58.4	7.26	17	3.2	10	1.9	72t	39/274	83.8
Pagel, Mike	3	2	53	66.7	17.67	0	0.0	0	0.0	45	0/0	109.7
Fontenot, Herman	1	1	46	100.0	46.00	1	100.0	0	0.0	46t	0/0	158.3
Brennan, Brian	1	1	35	100.0	35.00	0	0.0	0	0.0	35	0/0	118.8
Gossett, Jeff	2	1	30	50.0	15.00	0	0.0	1	50.0	30	0/0	56.3
Browns	538	315	4,018	58.6	7.47	18	3.3	11	2.0	72t	39/274	84.6
Opponents	518	291	3,546	56.2	6.85	21	4.1	18	3.5	75t	35/259	76.5

Brennan, Brian	0	6	0	1	0/0	0	0	0/0	0	42
Dickey, Curtis	6	0	0	0	0/0	0	0	0/0	0	36
Moseley, Mark	0	0	0	0	13/14	0	0	0/0	0	31
Slaughter, W.	0	4	0	1	0/0	0	0	0/0	0	30
Byner, Earnest	2	2	0	0	0/0	0	0	0/0	0	24
Newsome, O.	0	3	0	0	0/0	0	0	0/0	0	18
Holt, Harry	1	1	0	0	0/0	0	0	0/0	0	12
McNeil, Gerald	0	0	2	0	0/0	0	0	0/0	0	12
Fontenot, H.	1	1	0	0	0/0	0	0	0/0	0	12
Langhorne, R.	0	1	0	0	0/0	0	0	0/0	0	6
Minnifield, F.	0	0	1	0	0/0	0	0	0/0	0	6
Gross, Al	0	0	0	1	0/0	0	0	0/0	0	6
Wright, Felix	0	0	1	0	0/0	0	0	0/0	0	6
Browns	20	18	4	3	43/44	0	0	26/33	0	351
Opponents	13	21	2	0	34/36	0	0	20/29	0	310

Rushing	No	Yds	Avg	LG	TD
Mack, Kevin	174	865	3.8	20	10
Dickey, Curtis	135	523	3.9	47	6
Byner, Earnest	94	277	2.9	37	2
Fontenot, Herman	25	105	4.2	16	1
Kosar, Bernie	24	19	0.8	17	0
Everett, Major	12	43	3.6	8	0
Pagel, Mike	2	0	0.0	0	0
Holt, Harry	1	16	16.0	16t	1
McNeil, Gerald	1	12	12.0	12	0
Slaughter, Webster	1	1	1.0	1	0
Langhorne, Reggie	1	-11	-11.0	-11	0
Browns	470	1,650	3.5	47	20
Opponents	494	1,982	4.0	53	13

Receiving	No	Yds	Avg	LG	TD
Brennan, Brian	55	838	15.2	57t	6
Fontenot, Herman	47	559	11.9	72t	4
Slaughter, Webster	40	577	14.4	47t	1
Langhorne, Reggie	39	678	17.4	66	1
Newsome, Ozzie	39	417	10.7	31	3
Byner, Earnest	37	328	8.9	40	2
Mack, Kevin	28	292	10.4	44	0
Dickey, Curtis	10	78	7.8	12	0
Weathers, Clarence	9	100	11.1	16	0
Holt, Harry	4	61	15.3	34	1
Greer, Terry	3	51	17.0	22	0
Tucker, Travis	2	29	14.5	16	0
McNeil, Gerald	1	9	9.0	9	0
Kosar, Bernie	1	1	1.0	1	0
Browns	315	4,018	12.8	72t	18
Opponents	291	3,546	12.2	75t	21

Interceptions	No	Yds	Avg	LG	TD
Dixon, Hanford	5	35	7.0	19	0
Wright, Felix	3	33	11.0	33	0
Minnifield, Frank	3	20	6.7	20	0
Rockins, Chris	2	41	20.5	24	0
Ellis, Ray	2	12	6.0	7	0
Matthews, Clay	2	12	6.0	7	0
Harper, Mark	1	31	31.0	33	0
Browns	18	184	10.2	33	0
Opponents	11	135	12.3	58t	1

Punting	No	Yds	Avg	In20	TB	LG	Bk
Gossett, Jeff	83	3,423	41.2	21	10	61	0
Browns	83	3,423	41.2	21	10	61	0
Opponents	79	3,033	38.4	13	8	57	1

Punt Returns	No	FC	Yds	Avg	LG	TD
McNeil, Gerald	40	10	348	8.7	84t	1
Slaughter, Webster	1	0	2	2.0	2	0
Browns	41	10	350	8.5	84t	1
Opponents	44	11	268	6.1	20	0

Kickoff Returns	No	Yds	Avg	LG	TD
McNeil, Gerald	47	997	21.2	100t	1
Fontenot, Herman	7	99	14.1	19	0
Langhorne, Reggie	4	57	14.3	20	0
Nicolas, Scott	3	28	9.3	13	0
Puzzuoli, Dave	1	32	32.0	32	0
Browns	62	1,213	19.6	100t	1
Opponents	78	1,476	18.9	91t	1

Field Goals	1-19	20-29	30-39	40-49	50+	Tot.
Bahr, Matt	4/4	7/9	7/8	1/2	1/3	20/26
Moseley, M.	1/1	2/2	3/3	0/1	0/0	6/7
Browns	5/5	9/11	10/11	1/3	1/3	26/33
Opponents	1/1	6/7	5/5	8/12	0/4	20/29

1986 REGULAR SEASON RESULTS (1-2-4)

YEAR-BY-YEAR



1987

Coch: Marty Schottenheimer
Top Draft Choice: LB Mike Junkin

1987 USUAL STARTING LINEUPS

Offense		Defense	
WR 88 Reggie Langhorne	LDE 91 S. Clancy, 96 R. Camp	LT 74 Paul Farren	NT 79 Bob Golic
LG 70 Larry Williams	RDE 78 Carl Hairston	C 61 Mike Baab	LOLB 50 Lucius Sanford
RG 69 Dan Fike	LILB 51 Eddie Johnson	RT 63 Cody Risien	RILB 59 Mike Johnson
TE 82 Ozzie Newsome	ROLB 57 Clay Matthews	QB 19 Bernie Kosar	LCB 31 Frank Minnifield
WR 84 Webster Slaughter	RCB 29 Hanford Dixon	RB 44 Earnest Byner	SS 24 Ray Ellis
FB 34 Kevin Mack	FS 22 F. Wright, 27 A. Gross		

Radio Announcers:
 New Chandler, Doug Dieken, Jim Mueller (WWWE 1100 AM,
 WDDK 102 FM)

Date	Result	Opponent	Att.
09/13	L 21-28	at New Orleans Saints	59,900
09/20	W 34-10	Pittsburgh Steelers	79,543
10/04	W 20-10	at New England Patriots	14,830
10/11	L 10-15	at Houston Oilers	38,927
10/18	W 34-0	at Cincinnati Bengals	40,179
10/26	W 30-17	Los Angeles Rams	76,933
11/01	L 24-27	at San Diego Chargers (OT)	55,381
11/08	W 38-3	Atlanta Falcons	71,135
11/15	W 27-21	Buffalo Bills	78,409
11/22	W 40-7	at Houston Oilers	51,161
12/06	L 24-38	at San Francisco 49ers	60,248
12/06	L 7-9	Indianapolis Colts	70,661
12/13	W 38-24	Cincinnati Bengals	77,331
12/20	W 24-17	at Los Angeles Raiders	40,275
12/26	W 19-13	at Pittsburgh Steelers	56,394
01/09	W 38-21	AFC Playoffs Indianapolis Colts	78,586
01/17	L 33-38	AFC Championship at Denver Broncos	75,993

Total Statistics	Browns	Opponent
Total First Downs	310	251
Rushing	110	86
Passing	171	134
Penalty	29	31
3rd Down: Made/Att	86/204	72/204
3rd Down Pct.	42.2%	35.3%
4th Down: Made/Att	5/11	6/14
4th Down Pct.	45.5%	42.9%
Total Net Yards	5,200	4,269
Avg. Per Game	346.7	284.6
Total Plays	985	902
Avg. Per Play	5.3	4.7
Net Yards Rushing	1,745	1,433
Avg. Per Game	116.3	95.5
Total Rushes	474	401
Net Yards Passing	3,455	2,836
Avg. Per Game	230.3	189.1
Sacked/Yards Lost	29/170	34/257
Gross Yards	3,625	3,093
Attempts/Completions	482/291	467/246
Completion Pct.	60.4%	52.7%
Had Intercepted	12	23
Punts/Gave	57/37.1	79/38.4
Net Punting Avg.	57/35.4	79/32.3
Penalties/Yards Lost	100/856	120/1,013
Fumbles/Ball Lost	33/17	25/13
Touchdowns	47	26
Rushing	16	7
Passing	27	15
Returns	4	4
Avg. Time Of Possession	31:43	28:17

Score By Periods	1st	2nd	3rd	4th	OT	Tot.
Browns	49	160	106	75	0	390
Opponents	41	56	54	85	3	239

Scoring	Ru	Pa	St	DI	PAT	2Ru	2Pa	FG	Sal	TP
Jaeger, Jeff	0	0	0	0	33/34	0	0	14/22	0	75
Byner, Earnest	8	2	0	0	0/0	0	0	0/0	0	60
Slaughter, W.	0	7	0	0	0/0	0	0	0/0	0	42
Brennan, Brian	0	6	0	0	0/0	0	0	0/0	0	36
Mack, Kevin	5	1	0	0	0/0	0	0	0/0	0	36
Bahr, Matt	0	0	0	0	9/10	0	0	4/5	0	21
Tennell, Derek	0	3	0	0	0/0	0	0	0/0	0	18
Mason, Larry	2	1	0	0	0/0	0	0	0/0	0	18
Kemp, Perry	0	2	0	0	0/0	0	0	0/0	0	12
McNeil, Gerald	0	2	0	0	0/0	0	0	0/0	0	12
Weathers, Cl.	0	2	0	0	0/0	0	0	0/0	0	12
Franco, Brian	0	0	0	0	2/2	0	0	3/4	0	11
Kosar, Bernie	1	0	0	0	0/0	0	0	0/0	0	6

Passing	Att	Cmp	Yds	Pct	Av/At	TD	TD%	Int	Int%	LG	Tk.lid	Ratng
Kosar, Bernie	389	241	3,033	62.0	7.80	22	5.7	9	2.3	54t	22/129	95.4
Christensen, Jeff	58	24	297	41.4	5.12	1	1.7	3	5.2	34	5/37	42.1
Danielson, Gary	33	25	281	75.8	8.52	4	12.1	0	0.0	23	2/4	140.3
Fontenot, Herman	1	1	14	100.0	14.00	0	0.0	0	0.0	14	0/0	118.8
Jaeger, Jeff	1	0	0	0.0	0.00	0	0.0	0	0.0	0	0/0	39.6
Browns	482	291	3,625	60.4	7.52	27	5.6	12	2.5	54t	29/170	92.0
Opponents	467	246	3,093	52.7	6.62	15	3.2	23	4.9	83t	34/257	63.8

Wright, Felix	0	0	0	1	0/0	0	0	0/0	0	6
Ellis, Ray	0	0	0	1	0/0	0	0	0/0	0	6
Matthews, C.	0	0	0	1	0/0	0	0	0/0	0	6
Langhorne, R.	0	1	0	0	0/0	0	0	0/0	0	6
Grayson, David	0	0	0	1	0/0	0	0	0/0	0	6
Kelley, Chris	0	0	0	0	1/1	0	0	0/0	0	1
Browns	16	27	0	4	45/47	0	0	21/31	0	390
Opponents	7	15	4	0	26/26	0	0	17/25	0	239

Rushing	No	Yds	Avg	LG	TD
Mack, Kevin	201	735	3.7	22t	5
Byner, Earnest	105	432	4.1	21	8
Mason, Larry	56	207	3.7	22	2
Everett, Major	34	35	1.0	16	0
Manoa, Tim	23	116	5.0	35	0
Fontenot, Herman	15	33	2.2	14	0
Kosar, Bernie	15	22	1.5	7	1
Christensen, Jeff	11	41	3.7	15	0
Driver, Stacey	9	31	3.4	16	0
McNeil, Gerald	1	17	17.0	17	0
Verser, David	1	9	9.0	9	0
Davis, Johnny	1	7	7.0	7	0
Katolin, Mike	1	0	0.0	0	0
Danielson, Gary	1	0	0.0	0	0
Browns	474	1,745	3.7	35	16
Opponents	401	1,433	3.6	27t	7

Receiving	No	Yds	Avg	LG	TD
Byner, Earnest	52	552	10.6	37	2
Slaughter, Webster	47	606	12.9	54t	7
Brennan, Brian	43	807	18.8	53t	6
Newsome, Ozzie	34	375	11.0	25	0
Mack, Kevin	32	223	7.0	17	1
Langhorne, Reggie	20	288	14.4	25	1
Kemp, Perry	12	224	18.7	34	2
Weathers, Clarence	11	153	13.9	37t	2
Tennell, Derek	9	102	11.3	24	3
McNeil, Gerald	8	120	15.0	39t	2
Everett, Major	8	41	5.1	10	0
Mason, Larry	5	26	5.2	15	1
Fontenot, Herman	4	40	10.0	25	0
Watson, Remi	2	22	11.0	13	0
Pierce, Steve	2	21	10.5	13	0
Tinsley, Keith	1	17	17.0	17	0
Manoa, Tim	1	8	8.0	8	0
Browns	291	3,625	12.5	54t	27
Opponents	246	3,093	12.6	83t	15

Interceptions	No	Yds	Avg	LG	TD
Wright, Felix	4	152	38.0	68	1
Minnifield, Frank	4	24	6.0	27	0
Matthews, Clay	3	62	20.7	36	1
Dixon, Hanford	3	5	1.7	6	0
Rockins, Chris	2	25	12.5	15	0
Harper, Mark	2	16	8.0	16	0
Horn, Alvin	1	28	28.0	28	0
Fontenot, Herman	1	11	11.0	11	0
Johnson, Mike	1	3	3.0	3	0
Wilson, Troy	1	0	0.0	0	0
Robinson, DeJuan	1	0	0.0	0	0
Hairston, Carl	0	40	0.0	40	0
Browns	23	366	15.9	68	2
Opponents	12	173	14.4	48t	2

Punting	No	Yds	Avg	in20	TB	LG	Bk
Gossett, Jeff	19	779	41.0	3	4	55	0
Winslow, George	18	616	34.2	5	2	45	0
Walters, Dale	11	400	36.4	2	1	56	0
Johnson, Lee	9	317	35.2	3	1	66	0
Browns	57	2,112	37.1	13	8	66	0
Opponents	79	3,035	38.4	13	8	57	0

Punt Returns	No	FC	Yds	Avg	LG	TD
McNeil, Gerald	34	9	386	11.4	40	0
Wilson, Troy	10	3	101	10.1	17	0
Browns	44	12	487	11.1	40	0
Opponents	16	10	93	5.8	21	0

Kickoff Returns	No	Yds	Avg	LG	TD
Young, Glen	18	412	22.9	44	0
McNeil, Gerald	11	205	18.6	33	0
Fontenot, Herman	9	130	14.4	24	0
Tinsley, Keith	2	26	13.0	13	0
Manoa, Tim	2	14	7.0	13	0
Beauford, Clayton	1	22	22.0	22	0
Driver, Stacey	1	16	16.0	16	0
Langhorne, Reggie	1	8	8.0	8	0
Grayson, David	1	6	6.0	6	0
Byner, Earnest	1	2	2.0	2	0
Mason, Larry	1	0	0.0	0	0
Opponents	48	841	17.5	44	0
Opponents	72	1,343	18.7	39	0

Field Goals	1-19	20-29	30-39	40-49	50+	Tot.
Jaeger, Jeff	0/0	6/6	3/6	5/9	0/1	14/22
Bahr, Matt	0/0	2/2	2/3	0/0	0/0	4/5
Franco, Brian	0/0	3/3	0/1	0/0	0/0	3/4
Browns	0/0	11/11	5/10	5/9	0/1	21/31
Opponents	0/0	7/8	7/10	3/6	0/1	17/25

Coach: Marty Schottenheimer
Top Draft Choice: LB Clifford Charton

1988 USUAL STARTING LINEUPS

Offense		Defense	
WR 84	W. Slaughter	LDE 91	Sam Clancy
RT 85	C. Weathers	NT 79	Bob Golie
LT 74	Paul Farnen	RDE 78	Carl Hairston
LG 70	Larry Williams	LOLB 56	David Grayson
C 73	Gregg Rakoczy	LILB 59	Mike Johnson
RG 69	Dan Fike	RILB 54	M. Junkin
RT 63	Cody Risian	51	E. Johnson
TE 82	Ozzie Newsome	ROLB 57	Clay Matthews
WR 88	Reggie Langhorne	LCB 31	Frank Minnifield
DB 19	B. Kosar, 10 M. Pagel	RCB 29	Hanford Dixon
12	D. Strock	SS 48	Brian Washington
FB 34	K. Mack, 42 T. Manoa	FS 22	Felix Wright
RB 44	Earnest Byner		

Radio Announcers:
 Nev Chandler, Doug Dieken, Jim Mueller (WWWE 1100 AM, WDDK 102 FM)

Date	Result	Opponent	Att.
09/04	W 6-3	at Kansas City Chiefs	55,654
09/11	L 3-23	New York Jets	74,434
09/19	W 23-17	Indianapolis Colts	75,748
09/25	L 17-24	at Cincinnati Bengals	54,943
10/02	W 23-9	at Pittsburgh Steelers	56,410
10/09	L 10-16	Seattle Seahawks	78,605
10/16	W 19-3	Philadelphia Eagles	78,787
10/23	W 29-21	at Phoenix Cardinals	61,261
10/30	W 23-16	Cincinnati Bengals	79,147
11/07	L 17-24	at Houston Oilers	51,467
11/13	L 7-30	at Denver Broncos	75,806
11/20	W 27-7	Pittsburgh Steelers	77,131
11/27	W 17-13	at Washington Redskins	51,604
12/04	W 24-21	Dallas Cowboys	77,683
12/12	L 31-38	at Miami Dolphins	61,884
12/18	W 28-23	Houston Oilers	74,610
AFC Wild Card			
12/24	L 23-24	Houston Oilers	74,977

Team Statistics	Browns	Opponent
Total First Downs	294	301
Rushing	93	114
Passing	177	162
Penalty	24	25
3rd Down: Made/Att	92/213	67/197
3rd Down Pct.	43.2%	34.0%
4th Down: Made/Att	4/15	8/17
4th Down Pct.	26.7%	47.1%
Total Net Yards	5,011	4,767
Avg. Per Game	313.2	297.9
Total Plays	1,013	1,009
Avg. Per Play	4.9	4.7
Net Yards Rushing	1,575	1,920
Avg. Per Game	98.4	120.0
Total Rushes	440	498
Net Yards Passing	3,436	2,847
Avg. Per Game	214.8	177.9
Sacked/Yards Lost	36/250	37/255
Gross Yards	3,686	3,102
Attempts/Completions	537/313	474/245
Completion Pct.	58.3%	51.7%
Had Intercepted	17	20
Punts/Avg.	67/38.5	69/39.4
Net Punting Avg.	67/33.9	69/34.7
Penalties/Yards Lost	110/875	100/789
Fumbles/Ball Lost	32/16	23/11
Touchdowns	33	30
Rushing	10	13
Passing	19	13
Returns	4	4
Avg. Time Of Possession	30:49	29:11

Score By Periods	1st	2nd	3rd	4th	OT	Tot.
Browns	46	81	63	114	0	304
Opponents	46	137	44	61	0	288

Scoring	Ru	Pa	St	Df	PAT	2Ru	2Pa	FG	Saf	TP
Bahr, Matt	0	0	0	0	32/33	0	0	24/29	0	104
Langhorne, R.	1	7	0	0	0/0	0	0	0/0	0	48
Byner, Earnest	3	2	0	0	0/0	0	0	0/0	0	30
Slaughter, W.	0	3	0	0	0/0	0	0	0/0	0	18

Passing	Att	Cmp	Yds	Pct	Av/At	TD	TD%	Int	Int%	LG	Tkld	Ratng
Kosar, Bernie	259	156	1,890	60.2	7.30	10	3.9	7	2.7	77	25/172	84.3
Pagel, Mike	134	71	736	53.0	5.49	3	2.2	4	3.0	28	1/9	64.1
Strock, Don	91	55	736	60.4	8.09	6	6.6	5	5.5	41	4/26	85.2
Danielson, Gary	52	31	324	59.6	6.23	0	0.0	1	1.9	26	6/43	69.7
Fontenot, Herman	0	0	0	0.0	0.00	0	0.0	0	0.0	0	0/0	39.6
Browns	537	313	3,686	58.3	6.86	19	3.5	17	3.2	77	36/250	77.9
Opponents	474	245	3,102	51.7	6.54	13	2.7	20	4.2	54	37/255	64.0

	3	0	0	0	0/0	0	0	0/0	0	18
Mack, Kevin	3	0	0	0	0/0	0	0	0/0	0	12
Fontenot, H.	0	1	1	0	0/0	0	0	0/0	0	12
Newsome, O.	0	2	0	0	0/0	0	0	0/0	0	12
Manoa, Tim	2	0	0	0	0/0	0	0	0/0	0	12
Bolden, Rickey	0	1	0	0	0/0	0	0	0/0	0	6
Kosar, Bernie	1	0	0	0	0/0	0	0	0/0	0	6
Minnifield, F.	0	0	1	0	0/0	0	0	0/0	0	6
Tennell, Derek	0	1	0	0	0/0	0	0	0/0	0	6
Weathers, C.	0	1	0	0	0/0	0	0	0/0	0	6
Brennan, Brian	0	1	0	0	0/0	0	0	0/0	0	6
Perry, M. D.	0	0	0	1	0/0	0	0	0/0	0	6
Buchanan, C.	0	0	0	0	0/0	0	0	0/0	0	1
Browns	10	19	2	2	32/33	0	0	24/29	1	204
Opponents	13	13	4	0	30/30	0	0	26/34	0	288

Rushing	No	Yds	Avg	LG	TD
Byner, Earnest	157	576	3.7	27	3
Mack, Kevin	123	485	3.9	65	3
Manoa, Tim	99	389	3.9	34	2
Fontenot, Herman	28	87	3.1	17	0
Kosar, Bernie	12	-1	-0.1	13	1
Strock, Don	6	-2	-0.3	5	0
Danielson, Gary	4	3	0.8	5	0
Pagel, Mike	4	1	0.3	5	0
Baker, Tony	3	19	6.3	13	0
Langhorne, Reggie	2	26	13.0	20	1
Runager, Max	1	0	0.0	0	0
Bahr, Matt	1	0	-8.0	-8	0
Browns	440	1,575	3.6	65	10
Opponents	498	1,920	3.9	41	13

Receiving	No	Yds	Avg	LG	TD
Byner, Earnest	59	576	9.8	39	2
Langhorne, Reggie	57	780	13.7	77	7
Brennan, Brian	46	579	12.6	33	1
Newsome, Ozzie	35	343	9.8	28	2
Slaughter, Webster	30	462	15.4	41	3
Weathers, Clarence	29	436	15.0	49	1
Fontenot, Herman	19	170	8.9	15	1
Mack, Kevin	11	87	7.9	25	0
Manoa, Tim	10	54	5.4	9	0
Tennell, Derek	9	88	9.8	26	1
McNeil, Gerald	5	74	14.8	23	0
Young, Glen	2	34	17.0	25	0
Bolden, Rickey	1	3	3.0	3	1
Browns	313	3,686	11.8	77	19
Opponents	245	3,102	12.7	54	13

Interceptions	No	Yds	Avg	LG	TD
Wright, Felix	5	126	25.2	53	0
Minnifield, Frank	4	16	4.0	13	0
Washington, Brian	3	104	34.7	75	1
Johnson, Mike	2	36	18.0	31	0
Dixon, Hanford	2	24	12.0	24	0
Harper, Mark	2	13	6.5	8	0
Johnson, Eddie	2	0	0.0	0	0
Browns	20	319	15.9	75	1
Opponents	17	190	11.2	36	2

Punting	No	Yds	Avg	In20	TB	BK
Runager, Max	48	1,935	40.3	13	2	52
Johnson, Lee	17	643	37.8	6	1	61
Team, Stat	2	0	0.0	0	0	2
Browns	67	2,578	38.5	19	3	61
Opponents	69	2,722	39.4	17	8	62

Punt Returns	No	FC	Yds	Avg	LG	TD
McNeil, Gerald	38	6	315	8.3	32	0
Weathers, C.	2	0	10	5.0	9	0
Browns	40	6	325	8.1	32	0
Opponents	32	11	304	9.5	73	1

Kickoff Returns	No	Yds	Avg	LG	TD
Young, Glen	29	635	21.9	34	0
Fontenot, Herman	21	435	20.7	84	0
McNeil, Gerald	2	38	19.0	22	0
Braggs, Stephen	1	27	27.0	27	0
Perry, Michael Dean	1	13	13.0	13	0
Tennell, Derek	1	11	11.0	11	0
Browns	55	1,159	21.1	84	0
Opponents	58	973	16.8	29	0

Field Goals	1-19	20-29	30-39	40-49	50+	Tot.
Bahr, Matt	1/1	10/12	8/10	5/6	0/0	24/29
Browns	1/1	10/12	8/10	5/6	0/0	24/29
Opponents	2/2	7/7	12/15	5/7	0/3	26/34



Coach: Bud Carson
Top Draft Choice: RB Eric Metcalf

1989 USUAL STARTING LINEUPS

Offense		Defense	
WR 84	Webster Slaughter	LDE 60	Al Baker
LT 74	Paul Farren	LDT 78	Carl Hairston
LG 68	Ted Banker	RDT 92	Michael Dean Perry
C 73	Gregg Rakoczy	RDE 97	Robert Banks
RG 69	D. Fike, 66 T. Jones	LOLB 57	Clay Matthews
RT 63	Cody Risien	MLB 59	Mike Johnson
TE 82	Ozzie Newsome	ROLB 56	D. Grayson, 50 V. Waiters
WR 88	Reggie Langhorne	LCB 31	Frank Minnifield
QB 19	Bernie Kosar	RCB 29	Hanford Dixon
FB 42	Tim Manoa	SS 22	Felix Wright
RB 21	Eric Metcalf	FS 30	Thane Gash

Radio Announcers:
 New Chandler, Doug Dieken, Jim Mueller (WWVE 1100 AM, WDDK 102 FM)

Date	Result	Opponent	Att.
09/10	W 51-0	at Pittsburgh Steelers	57,928
09/17	W 38-24	New York Jets	73,516
09/25	L 14-21	at Cincinnati Bengals	55,996
10/01	W 16-13	Denver Broncos	78,637
10/08	L 10-13	at Miami Dolphins (OT)	58,444
10/15	L 7-17	Pittsburgh Steelers	78,840
10/23	W 27-7	Chicago Bears	78,722
10/29	W 28-17	Houston Oilers	78,765
11/05	W 42-31	at Tampa Bay Buccaneers	69,162
11/12	W 17-7	at Seattle Seahawks	58,978
11/19	T 10-10	Kansas City Chiefs (OT)	77,922
11/23	L 10-13	at Detroit Lions	65,624
12/03	L 0-21	Cincinnati Bengals	76,236
12/10	L 17-23	at Indianapolis Colts (OT)	58,550
12/17	W 23-17	Minnesota Vikings (OT)	70,777
12/23	W 24-20	at Houston Oilers	58,852

AFC Playoffs
 Buffalo Bills 77,706

AFC Championship
 at Denver Broncos 76,046

Team Statistics	Browns	Opponent
Total First Downs	285	276
Rushing	101	93
Passing	161	161
Penalty	23	22
3rd Down: Made/Att	82/213	82/230
3rd Down Pct.	38.5%	35.7%
4th Down: Made/Att	1/9	10/16
4th Down Pct.	11.1%	62.5%
Total Net Yards	5,042	4,831
Avg. Per Game	315.1	301.9
Total Plays	1,011	1,031
Avg. Per Play	5.0	4.7
Net Yards Rushing	1,609	1,670
Avg. Per Game	100.6	104.4
Total Rushes	448	446
Net Yards Passing	3,433	3,161
Avg. Per Game	214.6	197.6
Sacked/Yards Lost	34/192	45/359
Gross Yards	3,625	3,520
Attempts/Completions	529/309	540/269
Completion Pct.	58.4%	49.8%
Had Intercepted	15	27
Punts/Avg.	97/39.4	94/40.4
Net Punting Avg.	97/35.0	94/35.1
Penalties/Yards Lost	128/973	122/985
Fumbles/Ball Lost	23/15	32/11
Touchdowns	41	30
Rushing	14	8
Passing	20	20
Returns	7	2
Avg. Time Of Possession	30:26	29:34

Score By Period	1st	2nd	3rd	4th	OT	Tot.
Browns	48	112	104	64	6	334
Opponents	34	67	82	62	9	254

Scoring	Ru	Pa	St	Of	PAT	2Ru	2Pa	FG	Saf	TP	
Bahr, Matt	0	0	0	0	40/40	0	0	0	16/24	0	88
Metcalf, Eric	6	4	0	0	0/0	0	0	0	0/0	0	60
Slaughter, W.	0	6	0	0	0/0	0	0	0	0/0	0	36
Manoa, Tim	3	2	0	0	0/0	0	0	0	0/0	0	30
Tillman, L.	0	2	1	0	0/0	0	0	0	0/0	0	18
Langhorne, R.	0	2	0	0	0/0	0	0	0	0/0	0	12

Passing	Att	Cmp	Yds	Pct	Av/At	TD	TD%	Int	Int%	LG	Tkld	Rating
Kosar, Bernie	513	303	3,533	59.1	6.89	18	3.5	14	2.7	97+	34/192	80.3
Pagel, Mike	14	5	60	35.7	4.29	1	7.1	1	7.1	18	0/0	43.8
Metcalf, Eric	2	1	32	50.0	16.00	1	50.0	0	0.0	32+	0/0	135.4
Browns	529	309	3,625	58.4	6.85	20	3.8	15	2.8	97+	34/192	80.1
Opponents	540	269	3,520	49.8	6.52	20	3.7	27	5.0	68	45/359	62.3

Grayson, David	0	0	0	2	0/0	0	0	0	0/0	0	12
Gash, Thane	0	0	0	2	0/0	0	0	0	0/0	0	12
Kosar, Bernie	1	0	0	0	0/0	0	0	0	0/0	0	6
Wright, Felix	0	0	0	1	0/0	0	0	0	0/0	0	6
Jones, Keith	1	0	0	0	0/0	0	0	0	0/0	0	6
Oliphant, Mike	1	0	0	0	0/0	0	0	0	0/0	0	6
Mack, Kevin	1	0	0	0	0/0	0	0	0	0/0	0	6
Walters, Van	0	1	0	0	0/0	0	0	0	0/0	0	6
Matthews, C.	0	0	0	1	0/0	0	0	0	0/0	0	6
Tennell, Derek	0	1	0	0	0/0	0	0	0	0/0	0	6
Newsome, O.	0	1	0	0	0/0	0	0	0	0/0	0	6
Middleton, Ron	0	1	0	0	0/0	0	0	0	0/0	0	6
Redden, Barry	1	0	0	0	0/0	0	0	0	0/0	0	6
Browns	14	20	1	6	40/40	0	0	0	16/24	0	334
Opponents	8	20	2	0	29/29	0	0	0	15/28	0	254

Rushing	No	Yds	Avg	LG	TD
Metcalf, Eric	187	633	3.4	43+	6
Manoa, Tim	87	289	3.3	22	3
Jones, Keith	43	160	3.7	15	1
Redden, Barry	40	180	4.5	38+	1
Mack, Kevin	37	130	3.5	12	1
Kosar, Bernie	30	70	2.3	23	1
Oliphant, Mike	15	97	6.5	21+	1
Langhorne, Reggie	5	19	3.8	18	0
McNeil, Gerald	2	32	16.0	18	0
Pagel, Mike	2	-1	-0.5	4	0
Browns	448	1,609	3.6	43+	14
Opponents	446	1,670	3.7	39+	8

Receiving	No	Yds	Avg	LG	TD
Slaughter, Webster	65	1,236	19.0	97+	6
Langhorne, Reggie	60	749	12.5	62+	2
Metcalf, Eric	54	397	7.4	68+	4
Newsome, Ozzie	29	324	11.2	31	1
Brennan, Brian	28	289	10.3	38	0
Manoa, Tim	27	241	8.9	32	2
Jones, Keith	15	126	8.4	36	0
McNeil, Gerald	10	114	11.4	32	0
Tillman, Lawyer	6	70	11.7	19	2
Redden, Barry	6	34	5.7	8	0
Oliphant, Mike	3	22	7.3	9	0
Mack, Kevin	2	7	3.5	4	0
Walters, Van	1	14	14.0	14+	1
Middleton, Ron	1	5	5.0	5+	1
Tennell, Derek	1	4	4.0	4+	1
Kosar, Bernie	1	-7	-7.0	0	0
Browns	309	3,625	11.7	97+	20
Opponents	269	3,520	13.1	68	20

Interceptions	No	Yds	Avg	LG	TD
Wright, Felix	9	91	10.1	27+	1
Gash, Thane	3	65	21.7	36+	2
Johnson, Mike	3	143	47.3	23	0
Minnifield, Frank	3	29	9.7	25	0
Harper, Mark	3	8	2.7	8	0
Grayson, David	2	25	12.5	14+	1
Matthews, Clay	1	25	25.0	25	0
Kramer, Kyle	1	12	12.0	12	0
Dixon, Hanford	1	2	2.0	2	0
Lyons, Robert	1	0	0.0	0	0
Browns	27	300	11.1	36+	4
Opponents	15	306	20.4	77	1

Punting	No	Yds	Avg	In20	TB	LG	Blk
Wagner, Bryan	97	3,817	39.4	32	6	60	0
Browns	97	3,817	39.4	32	6	60	0
Opponents	94	3,797	40.4	20	8	57	1

Pen Returns	No	FC	Yds	Avg	LG	TD
McNeil, Gerald	49	15	496	10.1	49	0
Browns	49	15	496	10.1	49	0
Opponents	49	13	418	8.5	27	0

Kickoff Returns	No	Yds	Avg	LG	TD
Metcalf, Eric	31	718	23.2	49	0
Oliphant, Mike	5	69	13.8	28	0
McNeil, Gerald	4	61	15.3	21	0
Jones, Keith	4	42	10.5	25	0
Bradges, Stephen	2	20	10.0	18	0
Redden, Barry	2	2	1.0	2	0
Joines, Vernon	1	12	12.0	12	0
Johnson, Eddie	1	8	8.0	8	0
Browns	50	932	18.6	49	0
Opponents	58	1,175	20.3	73	0

Field Goals	1-19	20-29	30-39	40-49	50+	Tot.
Bahr, Matt	0/0	5/5	6/8	4/9	1/2	16/24
Browns	0/0	5/5	6/8	4/9	1/2	16/24
Opponents	0/0	3/3	7/9	4/14	1/2	15/28

1990

Coach: Bud Carson/Jim Shofner
Top Draft Choice: RB Leroy Hoard

1990 USUAL STARTING LINEUPS

Offense			Defense		
WR 84	Webster Slaughter	LDE 60	A. Baker, 90 R. Burnett		
LT 74	Paul Farren	LDT 75	C. Pike, 71 T. Gibson		
LG 65	Ralph Tamm	RDE 92	Michael Dean Perry		
C 61	Mike Baab	RDE 97	R. Banks, 98 A. Pleasant		
RG 73	Gregg Rakoczy	LOLB 57	Clay Matthews		
RT 66	Tony Jones	MLB 59	Mike Johnson		
TE 82	Dizzie Newsome	ROLB 50	V. Waiters		
WR 88	R. Langhorne	56	D. Grayson		
86	B. Brennan	LCB 24	T. Blaylock		
QB 19	B. Kosar, 10 M. Pagel	31	F. Minnifield		
FB 34	K. Mack, 33 L. Hoard	RCB 26	Raymond Clayborn		
RB 21	Eric Metcalf	SS 22	Felix Wright		
		FS 30	Thane Gash		

Radio Announcers:
 New Chandler, Doug Dieken, Jim Mueller (WHK 1420 AM,
 WWWMS 100.7 FM)

Slaughter, W.	0	4	0	0	0/0	0	0	0/0	0	24
Metcalf, Eric	1	1	2	0	0/0	0	0	0/0	0	24
Hoard, Leroy	3	0	0	0	0/0	0	0	0/0	0	18
Langhorne, R.	0	2	0	0	0/0	0	0	0/0	0	12
Brennan, Brian	0	2	0	0	0/0	0	0	0/0	0	12
Newsome, O.	0	2	0	0	0/0	0	0	0/0	0	12
Johnson, Mike	0	0	1	0/0	0	0	0	0/0	0	6
Gainer, Derrick	1	0	0	0/0	0	0	0	0/0	0	6
Blaylock, A.	0	0	1	0/0	0	0	0	0/0	0	6
Browns	10	13	2	2	24/27	0	0	14/20	0	228
Opponents	21	32	0	6	56/59	0	0	16/27	2	462

Rushing	No	Yds	Avg	LG	TD
Mack, Kevin	158	702	4.4	26	5
Metcalf, Eric	80	248	3.1	17	1
Hoard, Leroy	58	149	2.6	42	3
Gainer, Derrick	30	81	2.7	9	1
Kosar, Bernie	10	13	1.3	5	0
Slaughter, Webster	5	29	5.8	17	0
Pagel, Mike	3	-1	-0.3	0	0
Redden, Barry	1	-1	-1.0	-1	0
Browns	345	1,220	3.5	42	10
Opponents	511	2,105	4.1	39	21

Date	Result	Opponent	Att.
09/09	W 13-3	Pittsburgh Steelers	78,298
09/16	L 21-24	at New York Jets	67,354
09/23	L 14-24	San Diego Chargers	77,429
09/30	L 0-34	at Kansas City Chiefs	75,462
10/08	W 30-29	at Denver Broncos	74,814
10/14	L 20-25	at New Orleans Saints	68,608
10/22	L 13-34	Cincinnati Bengals	78,567
10/28	L 17-20	at San Francisco 49ers	63,672
11/04	L 0-42	Buffalo Bills	78,331
11/18	L 23-35	Houston Oilers	76,726
11/25	L 13-30	Miami Dolphins	70,225
12/02	L 23-38	Los Angeles Rams	61,981
12/09	L 14-58	at Houston Oilers	54,469
12/16	W 13-10	Atlanta Falcons	46,536
12/23	L 0-35	at Pittsburgh Steelers	51,665
12/30	L 14-21	at Cincinnati Bengals	60,041

Team Statistics	Browns	Opponent
Total First Downs	259	314
Rushing	74	117
Passing	167	169
Penalty	18	28
3rd Down: Made/Att	81/207	104/211
3rd Down Pct.	39.1%	49.3%
4th Down: Made/Att	7/19	2/3
4th Down Pct.	36.8%	66.7%
Total Net Yards	4,367	5,190
Avg. Per Game	272.9	324.4
Total Plays	960	987
Avg. Per Play	4.5	5.3
Net Yards Rushing	1,220	2,105
Avg. Per Game	75.3	131.6
Total Rushes	345	511
Net Yards Passing	3,147	3,085
Avg. Per Game	196.7	192.8
Sacked/Yards Lost	42/260	32/211
Gross Yards	3,307	3,296
Attempts/Completions	573/301	444/253
Completion Pct.	52.5%	57.0%
Had Intercepted	23	13
Punts/Avg.	78/36.9	68/38.1
Net Punting Avg.	78/31.5	68/35.0
Penalties/Yards Lost	122/922	95/684
Fumbles/Ball Lost	37/23	24/9
Touchdowns	27	59
Rushing	10	21
Passing	13	32
Returns	4	6
Avg. Time Of Possession	27:11	32:49

Score By Periods	1st	2nd	3rd	4th	OT	Total
Browns	32	57	71	68	0	228
Opponents	107	182	61	112	0	462

Scoring	Ru	Pa	St	Of	PAT	2R	2Pa	FG	Saf	TP
Kauric, Jerry	0	0	0	0	24/27	0	0	14/20	0	66
Mack, Kevin	5	2	0	0	0/0	0	0	0/0	0	42

Receiving	No	Yds	Avg	LG	TD
Slaughter, Webster	59	847	14.4	50	4
Metcalf, Eric	57	452	7.9	35	1
Langhorne, Reggie	45	585	13.0	39	2
Brennan, Brian	45	568	12.6	28	2
Mack, Kevin	42	360	8.6	30	2
Newsome, Ozzie	23	240	10.4	38	2
Hoard, Leroy	10	73	7.3	17	0
Gainer, Derrick	7	85	12.1	20	0
Joines, Vernon	6	86	14.3	24	0
Galbraith, Scott	4	62	15.5	28	0
Talley, John	2	28	14.0	19	0
Kauric, Jerry	1	21	21.0	21	0
Browns	301	3,407	11.3	50	13
Opponents	253	3,296	13.0	59	32

Interceptions	No	Yds	Avg	LG	TD
Wright, Felix	3	56	18.7	36	0
Blaylock, Anthony	2	45	22.5	45	0
Braggs, Stephen	2	13	6.5	11	0
Minnifield, Frank	2	0	0.0	0	0
Johnson, Mike	1	64	64.0	64	1
Gash, Thane	1	16	16.0	16	0
Waiters, Van	1	15	15.0	15	0
Grayson, David	1	3	3.0	3	0
Browns	13	212	16.3	64	1
Opponents	23	422	18.3	67	3

Punting	No	Yds	Avg	In20	TB	LG	Btk
Wagner, Bryan	74	2,879	38.9	13	2	65	4
Team, Stat	4	0	0.0	0	0	0	0
Browns	78	2,879	36.9	13	2	65	4
Opponents	68	2,589	38.1	15	4	70	1

Punt Returns	No	FC	Yds	Avg	LG	TD
Adams, Stefan	13	4	81	6.2	25	0
Brennan, Brian	9	4	72	8.0	15	0
Lewis, Leo	8	7	56	7.0	18	0
Waiters, Van	1	0	0	0.0	0	0
Browns	31	15	209	6.7	25	0
Opponents	41	13	425	10.4	37	0

Kickoff Returns	No	Yds	Avg	LG	TD
Metcalf, Eric	52	1,052	20.2	101	2
Fullwood, Brent	6	119	19.8	27	0
Adams, Stefan	3	33	11.0	15	0
Galbraith, Scott	3	16	5.3	10	0
Hoard, Leroy	2	18	9.0	10	0
Johnson, Eddie	2	17	8.5	11	0
Barnett, Harlon	1	15	15.0	15	0
Talley, John	1	6	6.0	6	0
Gainer, Derrick	1	0	0.0	0	0
Browns	71	1,276	18.0	101	2
Opponents	45	805	17.9	39	0

Field Goals	1-19	20-29	30-39	40-49	50+	Total
Kauric, Jerry	0/0	5/5	5/8	4/7	0/0	14/20
Browns	0/0	5/5	5/8	4/7	0/0	14/20
Opponents	1/1	4/4	4/6	6/14	1/2	16/27

Passing	Att	Cmp	Yds	Pct	Av/At	TD	TD%	Int	Int%	LG	TkId	Rating
Kosar, Bernie	423	230	2,562	54.4	6.06	10	2.4	15	3.5	50	37/220	65.7
Pagel, Mike	148	69	819	46.6	5.53	3	2.0	8	5.4	32	5/40	48.2
Francis, Jeff	2	2	26	100.0	13.00	0	0.0	0	0.0	17	0/0	118.8
Browns	573	301	3,407	52.5	5.95	13	2.3	23	4.0	50	42/260	61.5
Opponents	444	253	3,296	57.0	7.42	32	7.2	13	2.9	59	32/211	92.3

1990 REGULAR SEASON RESULTS (3-13)
 YEAR-BY-YEAR



Coach: Bill Belichick
Top Draft Choice: S Eric Turner

1991 USUAL STARTING LINEUPS

Offense		Defense	
WR 84	Webster Slaughter	LDE 90	R. Burnett
LT 66	Tony Jones	75	P. Sagapolutele
LG 70	John Rienstra	LDT 96	James Jones
C 61	Mike Baab	RDT 92	Michael Dean Parry
RG 68	Ed King	RDE 98	Anthony Pleasant
RT 69	Dan Fike	LOLB 50	V. Waiters
TE 81	Scott Galbraith	58	D. Brandon
WR 88	R. Langhorne	MLB 59	M. Johnson, 52 R. Brown
1	M. Jackson	ROLB 57	Clay Matthews
DB 19	Bernie Kosar	LCB 31	Frank Minnifield
FB 34	Kevin Mack	RCB 39	R. Hilliard, 36 S. Braggs
RB 33	L. Hoard	SS 37	H. Barnett, 29 E. Turner
21	E. Metcalf	FS 22	Vince Newsome

Radio Announcers:
 Nev Chandler, Doug Dieken, Jim Mueller (WHK 1420 AM, WWMS 100.7 FM)

Date	Result	Opponent	Att.
09/01	L 14-26	Dallas Cowboys	78,860
09/08	W 20-0	at New England Patriots	35,377
09/15	W 14-13	Cincinnati Bengals	78,269
09/22	L 10-13	at New York Giants	75,891
10/06	L 14-17	New York Jets	71,042
10/13	L 17-42	at Washington Redskins	54,715
10/20	W 30-24	at San Diego Chargers (OT)	48,440
10/27	W 17-14	Pittsburgh Steelers	78,285
11/03	L 21-23	at Cincinnati Bengals	55,077
11/10	L 30-32	Philadelphia Eagles	72,086
11/17	L 24-28	at Houston Oilers	58,155
11/24	W 20-15	Kansas City Chiefs	63,991
12/01	W 31-0	at Indianapolis Colts	57,539
12/08	L 7-17	Denver Broncos	73,539
12/15	L 14-17	Houston Oilers	55,680
12/22	L 10-17	at Pittsburgh Steelers	47,070

Team Statistics	Browns	Opponent
Total First Downs	265	298
Rushing	82	100
Passing	163	179
Penalty	20	19
3rd Down: Made/Att	74/199	97/215
3rd Down Pct.	37.2%	45.1%
4th Down: Made/Att	9/20	9/17
4th Down Pct.	45.0%	52.9%
Total Net Yards	4,664	5,084
Avg. Per Game	291.5	317.8
Total Plays	934	1,004
Avg. Per Play	5.0	5.1
Net Yards Rushing	1,360	1,875
Avg. Per Game	85.0	117.2
Total Rushes	389	447
Net Yards Passing	3,304	3,209
Avg. Per Game	206.5	200.6
Sacked/Yards Lost	42/243	35/236
Gross Yards	3,547	3,445
Attempts/Completions	503/312	522/312
Completion Pct.	62.0%	59.8%
Had Intercepted	10	15
Punts/Avg.	80/42.5	61/41.3
Net Punting Avg.	80/37.6	61/37.2
Penalties/Yards Lost	108/872	103/770
Fumbles/Ball Lost	18/8	33/18
Touchdowns	35	33
Rushing	12	12
Passing	19	20
Returns	4	1
Avg. Time Of Possession	29:00	31:00

Score By Periods	1st	2nd	3rd	4th	OT	Tot.
Browns	57	105	77	48	6	— 293
Opponents	25	113	51	109	0	— 298

Scoring	Ru	Pa	St	DF	PAT	ZRu	ZPa	FG	SaI	TP
Stover, Matt	0	0	0	0	33/34	0	0	16/22	0	81
Hoard, Leroy	2	9	0	0	0/0	0	0	0/0	0	66

Passing	Att	Cmp	Yds	Pct	Au/At	TD	TD%	Int	Int%	LG	Tkld	Rating
Kosar, Bernie	494	307	3,487	62.1	7.06	18	3.6	9	1.8	71t	41/232	87.8
Philcox, Todd	8	4	49	50.0	6.13	0	0.0	1	12.5	28	0/0	29.7
Hansen, Brian	1	1	11	100.0	11.00	1	100.0	0	0.0	11t	0/0	152.1
Metcalf, Eric	0	0	0	0.0	0.00	0	0.0	0	0.0	0	1/11	39.6
Browns	503	312	3,547	62.0	7.05	19	3.8	10	2.0	71t	42/243	87.5
Opponents	522	312	3,445	59.8	6.60	20	3.8	15	2.9	70t	35/236	80.2

Mack, Kevin	8	2	0	0	0/0	0	0	0/0	0	60
Slaughter, W.	0	3	0	0	0/0	0	0	0/0	0	18
Langhorne, R.	0	2	0	0	0/0	0	0	0/0	0	12
Morris, Joe	2	0	0	0	0/0	0	0	0/0	0	12
Jackson, M.	0	2	0	0	0/0	0	0	0/0	0	12
Jones, James	0	0	0	1	0/0	0	0	0/0	1	8
Brennan, Brian	0	1	0	0	0/0	0	0	0/0	0	6
Brandon, David	0	0	0	1	0/0	0	0	0/0	0	6
Turner, Eric	0	0	0	1	0/0	0	0	0/0	0	6
Newsome, V.	0	0	0	1	0/0	0	0	0/0	0	6
Browns	12	19	0	4	33/34	0	0	16/22	1	293
Opponents	12	20	0	1	32/33	0	0	22/30	1	298

Rushing	No	Yds	Avg	LG	TD
Mack, Kevin	197	726	3.7	51t	8
Morris, Joe	93	289	3.1	15	2
Hoard, Leroy	37	154	4.2	52	2
Metcalf, Eric	30	107	3.6	15	0
Kosar, Bernie	26	74	2.8	14	0
Rouson, Lee	3	14	4.7	9	0
Hansen, Brian	2	-3	-1.5	0	0
Philcox, Todd	1	-1	-1.0	-1	0
Browns	389	1,360	3.5	52	12
Opponents	447	1,875	4.2	65t	12

Receiving	No	Yds	Avg	LG	TD
Slaughter, Webster	64	906	14.2	62t	3
Hoard, Leroy	48	567	11.8	71t	9
Mack, Kevin	40	255	6.4	22	2
Langhorne, Reggie	39	505	12.9	40t	2
Brennan, Brian	31	325	10.5	30	1
Metcalf, Eric	29	294	10.1	45	0
Galbraith, Scott	27	328	12.1	42	0
Jackson, Michael	17	268	15.8	65t	2
Morris, Joe	13	76	5.8	13	0
Rouson, Lee	2	9	4.5	6	0
Talley, John	1	13	13.0	13	0
Kosar, Bernie	1	1	1.0	1	0
Browns	312	3,547	11.4	71t	19
Opponents	312	3,445	11.0	70t	20

Interceptions	No	Yds	Avg	LG	TD
Braggs, Stephen	3	15	5.0	15	0
Brandon, David	2	70	35.0	40	1
Turner, Eric	2	42	21.0	42t	1
Matthews, Clay	1	35	35.0	35	0
Newsome, Vince	1	31	31.0	31	0
Jones, James	1	20	20.0	20t	1
Brown, Richard	1	19	19.0	19	0
Hilliard, Randy	1	19	19.0	19	0
Figaro, Cedric	1	9	9.0	9	0
Johnson, Mike	1	0	0.0	0	0
Jackson, Alfred	1	0	0.0	0	0
Browns	15	260	17.3	42t	3
Opponents	10	95	9.5	57t	1

Punting	No	Yds	Avg	In20	TB	LG	Blk
Hansen, Brian	80	3,397	42.5	20	6	65	0
Browns	80	3,397	42.5	20	6	65	0
Opponents	61	2,520	41.3	16	6	61	0

Punt Returns	No	FC	Yds	Avg	LG	TD
Slaughter, Webster	17	3	112	6.6	17	0
Metcalf, Eric	12	1	100	8.3	30	0
Minnifield, Frank	0	0	28	0.0	28	0
Brennan, Brian	2	6	11	5.5	11	0
Stat, Team	0	0	0	0.0	31	0
Browns	31	10	251	8.1	31	0
Opponents	40	15	388	9.7	48	0

Kickoff Returns	No	Yds	Avg	LG	TD
Metcalf, Eric	23	351	15.3	24	0
Morris, Joe	18	310	17.2	36	0
Peebles, Danny	8	149	18.6	32	0
James, Lynn	3	49	16.3	21	0
Galbraith, Scott	2	13	6.5	8	0
Rouson, Lee	1	16	16.0	16	0
Browns	55	888	16.1	36	0
Opponents	50	1,022	20.4	47	0

Field Goals	1-19	20-29	30-39	40-49	50+	Tot.
Stover, Matt	1/2	2/3	8/9	3/6	2/2	16/22
Browns	1/2	2/3	8/9	3/6	2/2	16/22
Opponents	1/1	10/12	8/8	2/4	1/5	22/30

Coach: Bill Belichick
Top Draft Choice: RB Tommy Vardell

1992 USUAL STARTING LINEUPS

Offense

WR	1	Michael Jackson
LT	66	Tony Jones
LG	72	B. Dahl, 70 J. Rienstra
C	63	Jay Hilgenberg
RG	68	Ed King
TE	69	Dan Fike
RT	83	Mark Bavaro
WR	85	Lawyer Tillman
QB	19	B. Kosar, 18 M. Tomczak
FB	44	T. Vardell, 34 K. Mack
RB	33	L. Hoard, 21 E. Metcalf

Defense

LDE	90	Rob Burnett
LDL	96	James Jones
RDT	92	Michael Dean Perry
RDE	98	Anthony Pleasant
LOLB	58	David Brandon
MLB	59	Mike Johnson
ROLB	57	Clay Matthews
LCB	31	Frank Minnifield
RCB	24	Terry Taylor
SS	29	Eric Turner
FS	22	Vince Newsome

Radio Announcers:

New Chandler, Doug Dieken, Jim Mueller (WHK 1420 AM, WWMS 100.7 FM)

Date	Result	Opponent	Att
09/06	L 3-14	at Indianapolis Colts	50,766
09/14	L 23-27	Miami Dolphins	74,765
09/20	W 28-16	at Los Angeles Raiders	48,102
09/27	L 0-12	Denver Broncos	78,064
10/11	W 17-9	Pittsburgh Steelers	78,080
10/18	W 17-6	Green Bay Packers	69,268
10/25	W 19-17	at New England Patriots	32,219
11/01	L 10-30	at Cincinnati Bengals	54,765
11/08	W 24-14	at Houston Oilers	57,348
11/15	L 13-14	San Diego Chargers	58,396
11/22	L 13-17	at Minnesota Vikings	53,323
11/29	W 27-14	Chicago Bears	73,578
12/06	W 37-21	Cincinnati Bengals	68,368
12/13	L 14-24	at Detroit Lions	65,970
12/20	L 14-17	Houston Oilers	59,898
12/27	L 13-23	at Pittsburgh Steelers	53,776

Team Statistics	Browns	Opponent
Total First Downs	242	281
Rushing	85	86
Passing	141	170
Penalty	16	25
3rd Down Made/Att	67/196	76/205
3rd Down Pct.	34.2%	37.1%
4th Down Made/Att	9/17	7/14
4th Down Pct.	52.9%	50.0%
Total Net Yards	4,492	4,757
Avg. Per Game	280.8	297.3
Total Plays	883	963
Avg. Per Play	5.1	4.9
Net Yards Rushing	1,607	1,605
Avg. Per Game	100.4	100.3
Total Rushes	451	429
Net Yards Passing	2,885	3,152
Avg. Per Game	180.3	197.0
Sacked/Yards Lost	34/217	48/315
Gross Yards	3,102	3,467
Attempts/Completions	398/238	486/291
Completion Pct.	59.8%	59.9%
Had Intercepted	16	13
Punts/Avg.	75/41.1	74/44.5
Net Punting Avg.	75/38.0	74/38.7
Penalties/Yards Lost	104/765	93/764
Fumbles/Ball Lost	19/12	33/20
Touchdowns	30	29
Rushing	7	5
Passing	18	23
Returns	5	1
Avg. Time Of Possession	30:13	29:47

Score By Periods	1st	2nd	3rd	4th	OT	Tot.
Browns	63	31	76	102	0	272
Opponents	55	47	80	93	0	275

Scoring	Rn	Pa	Sr	DF	PAT	2Pt	FG	Saf	TP	
Stover, Matt	0	0	0	0	29/30	0	0	21/29	0	92
Metcalf, Eric	1	5	1	0	0/0	0	0	0/0	0	42
Jackson, M.	0	7	0	0	0/0	0	0	0/0	0	42

Passing	Att	Cmp	Yds	Pct	Av/At	TD	TD%	Int	Int%	LG	Tkld	Rating
Tomczak, Mike	211	120	1,693	56.9	8.02	7	3.3	7	3.3	52	12/85	80.1
Kosar, Bernie	155	103	1,160	66.5	7.48	8	5.2	7	4.5	69	21/126	87.0
Philcox, Todd	27	13	217	48.1	8.04	3	11.1	1	3.7	69t	1/6	97.3
Goebel, Brad	3	2	32	66.7	10.67	0	0.0	0	0.0	22	0/0	102.1
Metcalf, Eric	1	0	0	0.0	0.00	0	0.0	0	0.0	0	0/0	39.6
Stover, Matt	1	0	0	0.0	0.00	0	0.0	1	100.0	0	0/0	0.0
Browns	398	238	3,102	59.8	7.79	18	4.5	16	4.0	69t	34/217	82.7
Opponents	486	291	3,467	59.9	7.13	23	4.7	13	2.7	68t	48/315	86.3

Mack, Kevin	6	0	0	0	0/0	0	0	0/0	0	36
Bavaro, Mark	0	2	0	0	0/0	0	0	0/0	0	12
Brandon, David	0	0	2	0	0/0	0	0	0/0	0	12
Jones, James	0	1	0	0	0/0	0	0	0/0	0	6
Galbraith, S.	0	1	0	0	0/0	0	0	0/0	0	6
Johnson, Mike	0	0	1	0	0/0	0	0	0/0	0	6
Hoard, Leroy	0	1	0	0	0/0	0	0	0/0	0	6
Moore, Steven	0	0	1	0	0/0	0	0	0/0	0	6
Woffley, Ron	0	1	0	0	0/0	0	0	0/0	0	6
Browns	7	18	1	4	29/30	0	0	21/29	0	272
Opponents	5	23	0	1	29/29	0	0	24/29	0	275

Rushing	No	Yds	Avg	LG	TD
Mack, Kevin	169	543	3.2	37	6
Vardell, Tommy	99	369	3.7	35	0
Metcalf, Eric	73	301	4.1	31	1
Hoard, Leroy	54	236	4.4	37	0
Tomczak, Mike	24	39	1.6	16	0
Brooks, James	13	38	2.9	13	0
Baldwin, Randy	10	31	3.1	11	0
Kosar, Bernie	5	12	2.4	8	0
Tillman, Lawyer	2	15	7.5	15	0
Jackson, Michael	1	21	21.0	21	0
Woffley, Ron	1	2	2.0	2	0
Browns	451	1,607	3.6	37	7
Opponents	429	1,605	3.7	48	5

Receiving	No	Yds	Avg	LG	TD
Jackson, Michael	47	755	16.1	69t	7
Metcalf, Eric	47	614	13.1	69t	5
Hoard, Leroy	26	310	11.9	46t	1
Tillman, Lawyer	25	498	19.9	52	0
Bavaro, Mark	25	315	12.6	39	2
Holohan, Pete	20	170	8.5	24	0
Vardell, Tommy	13	128	9.8	23	0
Mack, Kevin	13	81	6.2	23	0
Smith, Rico	5	64	12.8	21	0
Holohan, Scott	4	63	15.8	28	1
Collins, Shawn	3	31	10.3	11	0
Baldwin, Randy	2	30	15.0	20	0
Holland, Jamie	2	27	13.5	16	0
Woffley, Ron	2	8	4.0	6	1
Brooks, James	2	-1	-0.5	4	0
McCardell, Keenan	1	8	8.0	8	0
Jones, James	1	1	1.0	1t	1
Browns	238	3,102	13.0	69t	18
Opponents	291	3,467	11.9	68t	23

Interceptions	No	Yds	Avg	LG	TD
Newsome, Vince	3	55	18.3	29	0
Brandon, David	2	123	61.5	52t	1
Walls, Everson	2	26	13.0	24	0
Minnifield, Frank	2	6	3.0	5	0
Matthews, Clay	1	6	6.0	6	0
Turner, Eric	1	6	6.0	6	0
Johnson, Mike	1	0	0.0	0	0
Taylor, Terry	1	0	0.0	0	0
Browns	13	222	17.1	52t	1
Opponents	16	213	13.3	69	1

Punting	No	Yds	Avg	In20	TB	LG	Blk
Hansen, Brian	74	3,083	41.7	28	7	73	1
Team, Stat	1	0	0.0	0	0	0	0
Browns	75	3,083	41.1	28	7	73	1
Opponents	74	3,293	44.5	19	4	66	0

Punt Returns	No	FC	Yds	Avg	LG	TD
Metcalf, Eric	44	10	429	9.8	75t	1
Browns	44	10	429	9.8	75t	1
Opponents	27	23	234	8.7	50	0

Kickoff Returns	No	Yds	Avg	LG	TD
Baldwin, Randy	30	675	22.5	47	0
Metcalf, Eric	9	157	17.4	30	0
Hoard, Leroy	2	34	17.0	25	0
Vardell, Tommy	2	14	7.0	13	0
Browns	43	880	20.5	47	0
Opponents	51	907	17.8	30	0

Field Goals	1-19	20-29	30-39	40-49	50+	Tot.
Stover, Matt	1/1	11/11	6/8	2/6	1/3	21/29
Browns	1/1	11/11	6/8	2/6	1/3	21/29
Opponents	0/0	10/11	7/8	7/8	0/2	24/29

1992 REGULAR SEASON RESULTS (7-9) YEAR-BY-YEAR

1993

Coach: Bill Belichick
Top Draft Choice: C Steve Everitt

1993 USUAL STARTING LINEUPS

Offense		Defense	
WR 81	Michael Jackson	LDE 90	Rob Burnett
LT 66	Tony Jones	LDT 96	J. Jones, 93 J. Ball
LG 64	Houston Hoover	RDT 92	Michael Dean Perry
C 61	Steve Everitt	RDE 98	Anthony Pleasant
RG 72	Bob Dahl	LOLB 53	Pepper Johnson
RT 62	Gene Williams	MLB 59	Mike Johnson
TE 88	Brian Kinchen	ROLB 57	Clay Matthews
WR 83	Mark Carrier	LCB 24	Terry Taylor
QB 12	V. Testaverde	RCS 48	Najee Mustafaa
19	B. Kosar	SS 27	Steven Moore
FB 44	Tommy Vardell	FS 29	Eric Turner
RB 21	E. Metcalf, 33 L. Hoard		

Radio Announcers:
 Nev Chandler, Doug Dieken, Jim Mueller (WHK 1420 AM, WWMS 100.7 FM)

Vardell, Tommy	3	1	0	0	0/0	0	0	0/0	0	24
McCardell, K.	0	4	0	0	0/0	0	0	0/0	0	24
Kinchen, Brian	0	2	0	0	0/0	0	0	0/0	0	12
Philcox, Todd	1	0	0	0	0/0	0	0	0/0	0	6
Baldwin, R.	0	1	0	0	0/0	0	0	0/0	0	6
Wolfler, Ron	0	1	0	0	0/0	0	0	0/0	0	6
Moore, Steven	0	0	0	1	0/0	0	0	0/0	0	6
Mack, Kevin	1	0	0	0	0/0	0	0	0/0	0	6
Mustafaa, N.	0	0	0	1	0/0	0	0	0/0	0	6
Tillman, L.	0	1	0	0	0/0	0	0	0/0	0	6
Jones, James	1	0	0	0	0/0	0	0	0/0	0	6
Pleasant, A.	0	0	0	0	0/0	0	0	0/0	1	2
Riddick, Louis	0	0	0	0	0/0	0	0	0/0	1	2
Browns	8	23	3	2	36/36	0	0	16/22	2	304
Opponents	9	19	3	2	30/30	0	0	31/38	2	307

Rushing	No	Yds	Avg	LG	TD
Vardell, Tommy	171	644	3.8	54	3
Metcalf, Eric	129	611	4.7	55	1
Hoard, Leroy	56	227	4.1	30	0
Testaverde, Vinny	18	74	4.1	14	0
Baldwin, Randy	18	61	3.4	11	0
Kosar, Bernie	14	19	1.4	10	0
Mack, Kevin	10	33	3.3	7	1
Carrier, Mark	4	26	6.5	15t	1
Philcox, Todd	2	3	1.5	3t	1
Jones, James	2	2	1.0	1t	1
Jackson, Michael	1	1	1.0	1	0
Browns	425	1,701	4.0	55	8
Opponents	451	1,654	3.7	49	9

Receiving	No	Yds	Avg	LG	TD
Metcalf, Eric	63	539	8.6	49t	2
Carrier, Mark	43	746	17.3	55	3
Jackson, Michael	41	756	18.4	62t	8
Hoard, Leroy	35	351	10.0	41	0
Kinchen, Brian	29	347	12.0	40	2
Vardell, Tommy	19	151	7.9	28t	1
McCardell, Keenan	13	234	18.0	43	4
Tillman, Lawyer	5	68	13.6	18	1
Wolfler, Ron	5	25	5.0	9	1
Smith, Rico	4	55	13.8	17	0
Rowe, Patrick	3	37	12.3	16	0
Williams, Clarence	1	14	14.0	14	0
Baldwin, Randy	1	5	5.0	5t	1
Browns	262	3,328	12.7	62t	23
Opponents	306	3,466	11.3	56	19

Interceptions	No	Yds	Avg	LG	TD
Turner, Eric	5	25	5.0	19	0
Jones, Selwyn	3	0	0.0	0	0
Mustafaa, Najee	1	97	97.0	97t	1
Hilliard, Randy	1	54	54.0	54	0
Speer, Del	1	22	22.0	22	0
Matthews, Clay	1	10	10.0	10	0
Johnson, Mike	1	0	0.0	0	0
Browns	13	208	16.0	97t	1
Opponents	19	246	12.9	69	0

Punting	No	Yds	Avg	In20	TB	LG	Blk
Hansen, Brian	82	3,632	44.3	15	10	72	2
Team, Stat	2	0	0.0	0	0	0	0
Browns	84	3,632	43.2	15	10	72	2
Opponents	85	3,603	42.4	24	7	61	0

Punt Returns	No	FC	Yds	Avg	LG	TD
Metcalf, Eric	36	11	464	12.9	91t	2
Carrier, Mark	6	1	92	15.3	56t	1
Turner, Eric	0	0	7	0.0	7	0
Browns	42	12	563	13.4	91t	3
Opponents	49	14	438	8.9	36	0

Kickoff Returns	No	Yds	Avg	LG	TD
Baldwin, Randy	24	444	18.5	31	0
Metcalf, Eric	15	318	21.2	47	0
Hoard, Leroy	13	286	22.0	39	0
Vardell, Tommy	4	58	14.5	16	0
Smith, Rico	1	13	13.0	13	0
Kinchen, Brian	1	0	0.0	0	0
Browns	58	1,119	19.3	47	0
Opponents	46	814	17.7	49	0

Field Goals	1-19	20-29	30-39	40-49	50+	Tot.
Stover, Matt	0/0	4/4	5/6	6/8	1/4	16/22
Browns	0/0	4/4	5/6	6/8	1/4	16/22
Opponents	1/1	13/14	6/10	8/9	3/4	31/38

Date	Result	Opponent	Att.
09/05	W 27-14	Cincinnati Bengals	75,508
09/13	W 23-13	San Francisco 49ers	78,218
09/19	W 19-16	at Los Angeles Raiders	48,617
09/26	L 10-23	at Indianapolis Colts	59,654
10/10	L 14-24	Miami Dolphins	78,138
10/17	W 28-17	at Cincinnati Bengals	55,647
10/24	W 28-23	Pittsburgh Steelers	78,118
11/07	L 14-29	Denver Broncos	77,818
11/14	L 5-22	at Seattle Seahawks	54,622
11/21	L 20-27	Houston Oilers	71,668
11/28	L 14-17	at Atlanta Falcons	54,510
12/05	W 17-13	New Orleans Saints	60,388
12/12	L 17-19	at Houston Oilers	58,720
12/19	L 17-20	New England Patriots	48,618
12/26	W 42-14	at Los Angeles Rams	34,155
01/02	L 9-16	at Pittsburgh Steelers	49,208

Team Statistics	Browns	Opponent
Total First Downs	264	290
Rushing	91	94
Passing	152	170
Penalty	21	26
3rd Down: Made/Att	66/201	89/231
3rd Down Pct.	32.8%	38.1%
4th Down: Made/Att	11/14	6/13
4th Down Pct.	78.6%	46.2%
Total Net Yards	4,740	4,778
Avg. Per Game	296.3	298.6
Total Plays	948	1,040
Avg. Per Play	5.0	4.6
Net Yards Rushing	1,701	1,654
Avg. Per Game	106.3	103.4
Total Rushes	425	451
Net Yards Passing	3,039	3,124
Avg. Per Game	189.9	195.3
Sacked/Yards Lost	45/289	48/342
Gross Yards	3,328	3,466
Attempts/Completions	478/262	541/306
Completion Pct.	54.8%	56.6%
Had Intercepted	19	13
Punts/Avg.	84/43.2	85/42.4
Net Punting Avg.	84/38.0	85/35.8
Penalties/Yards Lost	121/842	105/821
Fumbles/Ball Lost	27/17	28/9
Touchdowns	36	30
Rushing	8	9
Passing	23	19
Returns	5	2
Avg. Time Of Possession	29:32	30:28

Score By Periods	1st	2nd	3rd	4th	OT	Tot.
Browns	56	99	58	91	0	304
Opponents	64	110	52	81	0	307

Scoring	Ru	Pa	St	DF	PAT	ZRs	ZPs	FG	Saf	Tot.
Stover, Matt	0	0	0	0	36/36	0	0	16/22	0	84
Jackson, M.	0	8	0	0	0/0	0	0	0/0	0	48
Metcalf, Eric	1	2	2	0	0/0	0	0	0/0	0	30
Carrier, Mark	1	3	1	0	0/0	0	0	0/0	0	30

Passing	Att	Cmp	Yds	Pct.	Av/At	TD	TD%	Int	Int%	LG	Tkld	Rating
Testaverde, Vinny	230	130	1,797	56.5	7.81	14	6.1	9	3.9	62t	17/101	85.7
Kosar, Bernie	138	79	807	57.2	5.85	5	3.6	3	2.2	38t	21/128	77.2
Philcox, Todd	108	52	699	48.1	6.47	4	3.7	7	6.5	56	7/60	54.5
Jackson, Michael	1	1	25	100.0	25.00	0	0.0	0	0.0	25	0/0	118.8
Hoard, Leroy	1	0	0	0.0	0.00	0	0.0	0	0.0	0	0/0	39.6
Browns	478	262	3,328	54.8	6.96	23	4.8	19	4.0	62t	45/289	76.2
Opponents	541	306	3,466	56.6	6.41	19	3.5	13	2.4	56	48/342	77.6

1994

Coach: Bill Belichick

Top Draft Choice: CB Antonio Langham

1994 USUAL STARTING LINEUPS

Offense

WR	81	M. Jackson
LT	66	Tony Jones
LG	69	D. Dawson
	63	W. Williams
C	61	Steve Everitt
RG	72	Bob Dahl
RT	77	O. Brown
	62	G. Williams
TE	88	B. Kinchen
	89	W. Reeves
WR	85	Derrick Alexander
QB	12	Vinny Testaverde
	11	M. Rypien
FB	33	L. Hoard, 44 T. Vardell
RB	21	Eric Metcalf

Radio Announcers:

Casey Coleman, Doug Dieken, Jim Mueller (WKNR 1220 AM, WDDK 102.1 FM)

Defense

LDE	90	Rob Burnett
LDT	94	Bill Johnson
RDT	52	Michael Dean Perry
RDE	98	Anthony Pleasant
LOLB	58	Carl Banks
MLB	57	Pepper Johnson
ROLB	50	Frank Stams
LCB	39	Antonio Langham
RCB	29	Don Griffin
SS	27	Steve Moore
FS	29	Eric Turner

Date	Result	Opponent	Att.
09/04	W 28-20	at Cincinnati Bengals	52,778
09/11	L 10-17	Pittsburgh Steelers	77,774
09/18	W 32-0	Arizona Cardinals	62,818
09/25	W 21-14	at Indianapolis Colts	55,821
10/02	W 27-7	New York Jets	76,188
10/13	W 11-8	at Houston Oilers	50,364
10/23	W 37-13	Cincinnati Bengals	77,588
10/30	L 14-26	at Denver Broncos	73,190
11/06	W 13-6	New England Patriots	73,878
11/13	W 26-7	at Philadelphia Eagles	65,233
11/20	L 13-20	at Kansas City Chiefs	69,121
11/27	W 34-10	Houston Oilers	65,088
12/04	L 13-16	New York Giants	72,068
12/10	W 19-14	at Dallas Cowboys	64,826
12/18	L 7-17	at Pittsburgh Steelers	60,808
12/24	W 35-9	Seattle Seahawks	54,180

01/01	W 20-13	New England Patriots	77,452
01/07	L 9-29	at Pittsburgh Steelers	58,185

Wild Card Playoff

New England Patriots

Divisional Playoff

at Pittsburgh Steelers

Team Statistics	Browns	Opponent
Total First Downs	273	304
Rushing	80	98
Passing	161	173
Penalty	32	33
3rd Down: Made/Att	69/204	83/242
3rd Down Pct.	33.8%	34.3%
4th Down: Made/Att	4/12	7/18
4th Down Pct.	33.3%	38.9%
Total Net Yards	4,832	4,826
Avg. Per Game	302.0	301.6
Total Plays	970	1,090
Avg. Per Play	5.0	4.4
Net Yards Rushing	1,657	1,669
Avg. Per Game	103.6	104.3
Total Rushes	449	465
Net Yards Passing	3,175	3,157
Avg. Per Game	198.4	197.3
Sacked/Yards Lost	14/94	38/268
Gross Yards	3,269	3,425
Attempts/Completions	507/266	587/325
Completion Pct.	52.5%	55.4%
Had Intercepted	21	18
Punts/Avg.	80/40.1	97/40.0
Net Punting Avg.	80/37.4	97/35.2
Penalties/Yards Lost	113/969	129/1,139
Fumbles/Ball Lost	26/14	26/13
Touchdowns	37	22
Rushing	12	9
Passing	20	13
Returns	5	0
Avg. Time Of Possession	28:43	31:17

Score By Periods	1st	2nd	3rd	4th	OT	Tot.
Browns	65	121	55	99	0	340
Opponents	52	58	28	66	0	204

Passing	Att	Cmp	Yds	Pct	Av/AI	TD	TD%	Int	Int%	LG	Tkld	Rating
Testaverde, Vinny	376	207	2,575	55.1	6.85	16	4.3	18	4.8	81t	12/83	70.7
Rypien, Mark	128	59	694	46.1	5.42	4	3.1	3	2.3	43	2/11	63.7
Jackson, Michael	2	0	0	0.0	0.00	0	0.0	0	0.0	0	0/0	39.6
Metcalf, Eric	1	0	0	0.0	0.00	0	0.0	0	0.0	0	0/0	39.6
Browns	507	266	3,269	52.5	6.45	20	3.9	21	4.1	81t	14/94	68.6
Opponents	587	325	3,425	55.4	5.83	13	2.2	18	3.1	44	38/268	67.1

Scoring	Re	Pa	St	DI	PAT	2Pt	2Pa	FG	Saf	TP
Stover, Matt	0	0	0	0	32/32	0	0	26/28	0	110
Hoard, Leroy	5	4	0	0	0/0	0	0	0/0	0	54
Metcalf, Eric	2	3	2	0	0/0	0	0	0/0	0	42
Carrier, Mark	1	5	0	0	0/0	0	0	0/0	0	36
Alexander, D.	0	2	0	0	0/0	0	1	0/0	0	14
Testaverde, V.	2	0	0	0	0/0	0	0	0/0	0	12
Byner, Earnest	2	0	0	0	0/0	0	0	0/0	0	12
Jackson, M.	0	2	0	0	0/0	0	0	0/0	0	12
Tupa, Tom	0	0	0	0	0/0	3	0	0/0	0	6
Baldwin, R.	0	0	1	0	0/0	0	0	0/0	0	6
Turner, Eric	0	0	0	1	0/0	0	0	0/0	0	6
Hartley, Frank	0	1	0	0	0/0	0	0	0/0	0	6
Kinchen, Brian	0	1	0	0	0/0	0	0	0/0	0	6
Reeves, Walter	0	1	0	0	0/0	0	0	0/0	0	6
Hill, Travis	0	0	1	0	0/0	0	0	0/0	0	6
Vardell, Tommy	0	1	0	0	0/0	0	0	0/0	0	6
Browns	12	20	4	1	32/32	3	1	26/28	0	340
Opponents	9	13	0	0	19/19	0	1	17/26	0	204

Rushing	No	Yds	Avg	LG	TD
Hoard, Leroy	209	890	4.3	39	5
Metcalf, Eric	93	329	3.5	37t	2
Byner, Earnest	75	219	2.9	15	2
Baldwin, Randy	23	78	3.4	16	0
Testaverde, Vinny	21	37	1.8	12	2
Vardell, Tommy	15	49	3.2	9	0
Rypien, Mark	7	4	0.6	2	0
Alexander, Derrick	4	38	9.5	25	0
Carrier, Mark	1	14	14.0	14t	1
Jones, James	1	0	0.0	0	0
Browns	449	1,657	3.7	39	12
Opponents	465	1,669	3.6	41	9

Receiving	No	Yds	Avg	LG	TD
Alexander, Derrick	48	828	17.3	81t	2
Metcalf, Eric	47	436	9.3	57t	3
Hoard, Leroy	45	445	9.9	65t	4
Carrier, Mark	29	452	15.6	43	5
Kinchen, Brian	24	232	9.7	38	1
Jackson, Michael	21	304	14.5	30	2
Vardell, Tommy	16	137	8.6	19	1
Byner, Earnest	11	102	9.3	30	0
McCardell, Keenan	10	182	18.2	34	0
Reeves, Walter	6	61	10.2	22	1
Baldwin, Randy	3	15	5.0	15	0
Hartley, Frank	3	13	4.3	8	1
Smith, Rico	2	61	30.5	50	0
Jones, James	1	1	1.0	1	0
Browns	266	3,269	12.3	81t	20
Opponents	325	3,425	10.5	44	13

Interceptions	No	Yds	Avg	LG	TD
Turner, Eric	9	199	22.1	93t	1
Jacobs, Tim	2	9	4.5	8	0
Langham, Antonio	2	2	1.0	2	0
Griffin, Don	2	2	1.0	2	0
Stams, Frank	1	7	7.0	7	0
Booth, Issac	1	4	4.0	4	0
Caldwell, Mike	1	0	0.0	0	0
Browns	18	223	12.4	93t	1
Opponents	21	225	10.7	49	0

Punting	No	Yds	Avg	In20	TB	LG	Blk
Tupa, Tom	80	3,211	40.1	27	8	65	0
Browns	80	3,211	40.1	27	8	65	0
Opponents	97	3,880	40.0	24	11	59	1

Punt Returns	No	FC	Yds	Avg	LG	TD
Metcalf, Eric	35	6	348	9.9	92t	2
Carrier, Mark	9	1	112	12.4	60	0
Caldwell, Mike	1	0	2	2.0	2	0
Turner, Eric	1	0	0	0.0	0	0
Browns	46	7	462	10.0	92t	2
Opponents	38	15	220	5.8	31	0

Kickoff Returns	No	Yds	Avg	LG	TD
Baldwin, Randy	28	753	26.9	85t	1
Metcalf, Eric	9	210	23.3	32	0
Kinchen, Brian	3	38	12.7	15	0
Hoard, Leroy	2	30	15.0	20	0
Browns	42	1,031	24.5	85t	1
Opponents	71	1,372	19.3	54	0

Field Goals	1-19	20-29	30-39	40-49	50+	Tot.
Stover, Matt	1/1	7/7	10/11	8/8	0/1	26/28
Browns	1/1	7/7	10/11	8/8	0/1	26/28
Opponents	0/0	6/7	7/9	4/8	0/2	17/26

1994 REGULAR SEASON RESULTS (1-1-5)

YEAR-BY-YEAR

1995

Coach: Bill Belichick
 Top Draft Choice: LB Craig Powell

1995 USUAL STARTING LINEUPS

Offense		Defense	
WR 81	Michael Jackson	LDE 90	Rob Burnett
LT 66	Tony Jones	LD T 73	Tim Goad
LG 63	Wally Williams	RO T 78	Dan Footman
C 61	Steve Everett	RDE 98	Anthony Pleasant
RG 72	Bob Dahl	LOLB 58	Carl Banks
RT 77	Orlando Brown	MLB 52	Pepper Johnson
TE 88	Brian Kinchen	ROLB 51	Gerald Dixon
TE 48	Frank Hartley	LCB 38	Antonio Langham
WR 80	Andre Rison	RCB 28	Don Griffin
QB 12	Vinny Testaverde	SS 27	Stevon Moore
RB 33	Leroy Hoard	FS 29	E. Turner, 43 V. Adams

Radio Announcers:
 Casey Coleman, Doug Dieken, Jim Mueller (WKNR 1220 AM, WDKO 102.1 FM)

Alexander, D.	0	0	1	0	0/0	0	0	0/0	0	6
Smith, Rico	0	1	0	0	0/0	0	0	0/0	0	6
Caldwell, Mike	0	0	0	1	0/0	0	0	0/0	0	6
Dixon, Gerald	0	0	0	1	0/0	0	0	0/0	0	6
Hartley, Frank	0	1	0	0	0/0	0	0	0/0	0	6
White, Lorenzo	1	0	0	0	0/0	0	0	0/0	0	6
Zeier, Eric	0	0	0	0	0/0	1	0	0/0	0	2
Browns	5	21	1	2	26/26	1	0	29/33	0	289
Opponents	15	23	2	2	34/36	1	1	26/34	0	356

Rushing	No	Yds	Avg	LG	TD
Hoard, Leroy	136	547	4.0	25	0
Byner, Earnest	115	432	3.8	23	2
White, Lorenzo	62	163	2.6	11	1
Hunter, Earnest	30	100	3.3	15	0
Testaverde, Vinny	18	62	3.4	14	2
Zeier, Eric	15	80	5.3	17	0
Powers, Ricky	14	51	3.6	15	0
Vardell, Tommy	4	9	2.3	6	0
Rison, Andre	2	0	0.0	5	0
Alexander, Derrick	1	29	29.0	29	0
Tupa, Tom	1	9	9.0	9	0
Browns	398	1,482	3.7	29	5
Opponents	480	1,826	3.8	75t	15

Receiving	No	Yds	Avg	LG	TD
Byner, Earnest	61	494	8.1	29t	2
McCardell, Keenan	56	709	12.7	36	4
Rison, Andre	47	701	14.9	59	3
Jackson, Michael	44	714	16.2	70t	9
Kinchen, Brian	20	216	10.8	41	0
Bishop, Harold	16	135	8.4	21	0
Alexander, Derrick	15	216	14.4	40	1
Smith, Rico	13	173	13.3	29t	1
Hoard, Leroy	13	103	7.9	24	0
Hartley, Frank	11	137	12.5	23	1
White, Lorenzo	8	64	8.0	28	0
Vardell, Tommy	6	18	3.0	7	0
Reeves, Walter	6	12	2.0	3	1
Hunter, Earnest	5	42	8.4	17	0
Riddick, Louis	1	25	25.0	25	0
Testaverde, Vinny	1	7	7.0	7	0
Powers, Ricky	1	6	6.0	6	0
Browns	324	3,772	11.6	70t	21
Opponents	360	4,013	11.1	52	23

Interceptions	No	Yds	Avg	LG	TD
Moore, Stevald	5	55	11.0	28	0
Dixon, Gerald	2	48	24.0	30	1
Hall, Dana	2	41	20.5	36	0
Langham, Antonio	2	29	14.5	29	0
Caldwell, Mike	2	24	12.0	24t	1
Johnson, Pepper	2	22	11.0	22	0
Booth, Issac	1	11	11.0	11	0
Griffin, Don	1	0	0.0	0	0
Browns	17	230	13.5	36	2
Opponents	20	276	13.8	76	2

Punting	No	Yds	Avg	In20	TB	LG	BkL
Tupa, Tom	65	2,831	43.6	18	9	64	0
Browns	65	2,831	43.6	18	9	64	0
Opponents	59	2,462	41.7	18	9	61	0

Punt Returns	No	FC	Yds	Avg	LG	TD
Alexander, Derrick	9	0	122	13.6	69t	1
McCardell, Keenan	13	14	93	7.2	17	0
Hunter, Earnest	3	0	40	13.3	17	0
Griffin, Don	0	2	0	0.0	0	0
Browns	25	16	255	10.2	69t	1
Opponents	34	9	296	8.7	56	0

Kickoff Returns	No	Yds	Avg	LG	TD
Hunter, Earnest	23	508	22.1	37	0
Alexander, Derrick	21	419	20.0	42	0
Bates, Michael	9	176	19.6	38	0
McCardell, Keenan	9	161	17.9	28	0
Byner, Earnest	5	98	19.6	27	0
Powers, Ricky	3	54	18.0	20	0
Frederick, Mike	2	16	8.0	11	0
Hoard, Leroy	1	13	13.0	13	0
Dixon, Gerald	1	10	10.0	10	0
Browns	74	1,455	19.7	42	0
Opponents	63	1,172	18.6	45	0

Field Goals	1-19	20-29	30-39	40-49	50+	Tot.
Stover, Matt	1/1	12/12	9/10	7/9	0/1	29/33
Browns	1/1	12/12	9/10	7/9	0/1	29/33
Opponents	0/0	9/12	12/12	4/7	1/3	26/34

Date	Result	Opponent	Att.
09/03	L 14-17	at New England Patriots	60,126
09/10	W 22-6	Tampa Bay Buccaneers	61,083
09/17	W 14-7	at Houston Oilers	36,077
09/24	W 35-17	Kansas City Chiefs	74,280
10/02	L 19-22	Buffalo Bills	76,211
10/08	L 20-38	at Detroit Lions	74,171
10/22	L 15-23	Jacksonville Jaguars	64,405
10/29	W 29-26	at Cincinnati Bengals (OT)	58,639
11/05	L 10-37	Houston Oilers	57,881
11/13	L 3-20	at Pittsburgh Steelers	58,675
11/19	L 20-31	Green Bay Packers	55,388
11/26	L 17-20	Pittsburgh Steelers	67,269
12/03	L 13-31	at San Diego Chargers	56,358
12/09	L 11-27	at Minnesota Vikings	47,984
12/17	W 26-10	Cincinnati Bengals	55,875
12/24	L 21-24	at Jacksonville Jaguars	66,007

Team Statistics	Browns	Opponent
Total First Downs	293	342
Rushing	83	112
Passing	189	200
Penalty	21	30
3rd Down: Made/Att	85/211	112/226
3rd Down Pct.	40.3%	49.6%
4th Down: Made/Att	10/21	7/14
4th Down Pct.	47.6%	50.0%
Total Net Yards	5,076	5,648
Avg. Per Game	317.3	353.0
Total Plays	985	1,082
Avg. Per Play	5.2	5.2
Net Yards Rushing	1,482	1,826
Avg. Per Game	92.6	114.1
Total Rushes	398	480
Net Yards Passing	3,594	3,822
Avg. Per Game	224.8	238.9
Sacked/Yards Lost	32/178	29/191
Gross Yards	5,772	4,013
Attempts/Completions	555/324	573/360
Completion Pct.	58.4%	62.8%
Had Intercepted	20	17
Punts/Avg.	65/43.6	59/41.7
Net Punting Avg.	65/39.0	59/37.4
Penalties/Yards Lost	107/966	108/736
Fumbles/Ball Lost	29/9	20/11
Touchdowns	29	40
Rushing	5	15
Passing	21	23
Returns	3	2
Avg. Time Of Possession	28:24	31:36

Score By Periods	1st	2nd	3rd	4th	OT	Tot.
Browns	37	97	59	93	3	289
Opponents	89	91	43	133	0	356

Scoring	Ru	Pa	St	DF	PAT	2Ru	2Pa	FG	Saf	TP
Stover, Matt	0	0	0	0	26/26	0	0	29/33	0	113
Jackson, M.	0	9	0	0	0/0	0	0	0/0	0	54
McCardell, K.	0	4	0	0	0/0	0	0	0/0	0	24
Byner, Earnest	2	2	0	0	0/0	0	0	0/0	0	24
Rison, Andre	0	3	0	0	0/0	0	0	0/0	0	18
Testaverde, V.	2	0	0	0	0/0	0	0	0/0	0	12
Reeves, Walter	0	1	0	0	0/0	0	0	0/0	0	6

Passing	Att	Cmp	Yds	Pct	Av/At	TD	TD%	Int	Int%	LG	Tkld	Ratng
Testaverde, Vinny	392	241	2,883	61.5	7.35	17	4.3	10	2.6	70t	17/87	87.8
Zeier, Eric	161	82	864	50.9	5.37	4	2.5	9	5.6	59	15/91	51.9
Tupa, Tom	1	1	25	100.0	25.00	0	0.0	0	0.0	25	0/0	118.8
Jackson, Michael	1	0	0	0.0	0.00	0	0.0	1	100.0	0	0/0	0.0
Browns	555	324	3,772	58.4	6.80	21	3.8	20	3.6	70t	32/178	76.6
Opponents	573	360	4,013	62.8	7.00	23	4.0	17	3.0	52	29/191	84.6

1999

Coach: Chris Palmer

Top Draft Choice: QB Tim Couch

1999 USUAL STARTING LINEUPS

Offense

WR	85	Kevin Johnson
LT	75	Lomas Brown
LG	71	Jim Pyne
C	64	Dave Wohlabaugh
RG	79	Scott Rehberg
TE	77	Orlando Brown
RT	82	Irv Smith
WR	86	L. Shepherd
	84	O. Chiaverini
QB	2	Tim Couch
RB	42	Terry Kirby
FB	44	Marc Edwards

Defense

LE	53	John Thierry
LT	73	Darius Holland
RT	67	John Jurkovic
RE	94	Derrick Alexander
LLB	55	Rahim Abdullah
MLB	58	Wali Rainer
RLB	95	Jamir Miller
LCB	47	Ryan McNeil
RCB	33	Daylon
		McCutcheon
SS	23	Marquez Pope
FS	24	Corey Fuller

Radio Announcers:

Jim Donovan, Doug Dieken (WJMJ 105.7 FM, WTAM 1100 AM)

Date	Result	Opponent	Att.
09/12	L 0-43	Pittsburgh Steelers	73,138
09/19	L 9-26	at Tennessee Titans	65,904
09/26	L 10-17	at Baltimore Ravens	68,803
10/03	L 7-19	New England Patriots	72,368
10/10	L 17-18	Cincinnati Bengals	73,048
10/17	L 7-24	at Jacksonville Jaguars	62,047
10/24	L 3-34	at St. Louis Rams	65,866
10/31	W 21-16	at New Orleans Saints	48,817
11/07	L 9-41	Baltimore Ravens	72,898
11/14	W 16-15	at Pittsburgh Steelers	58,213
11/21	L 17-31	Carolina Panthers	72,818
11/28	L 21-33	Tennessee Titans	72,008
12/05	L 10-23	at San Diego Chargers	53,147
12/12	L 28-44	at Cincinnati Bengals	59,972
12/19	L 14-24	Jacksonville Jaguars	72,038
12/26	L 28-29	Indianapolis Colts	72,618

Team Statistics	Browns	Opponent
Total First Downs	220	268
Rushing	64	161
Passing	134	187
Penalty	22	20
3rd Down: Made/Att	59/203	110/235
3rd Down Pct.	29.1	46.8
4th Down: Made/Att	9/13	8/13
4th Down Pct.	69.2	61.5
Possession Avg.	23:38	38:22
Total Net Yards	3762	6046
Avg. Per Game	235.1	377.9
Total Plays	865	1158
Avg. Per Play	4.3	5.2
Net Yards Rushing	1150	2736
Avg. Per Game	71.9	171.0
Total Rushes	313	610
Net Yards Passing	2612	3310
Avg. Per Game	163.3	206.9
Sacked/Yards Lost	60/385	25/147
Gross Yards	2997	3457
Att./Completions	492/271	523/331
Completion Pct.	55.1	63.3
Had Intercepted	15	8
Punts/Av.	106/43.8	66/40.9
Net Punting Avg.	106/34.6	66/37.3
Penalties/Yards Lost	92/714	88/776
Fumbles/Ball Lost	29/16	25/12
Touchdowns	28	49
Rushing	9	29
Passing	19	17
Returns	0	3

Score by Periods	1st	2nd	3rd	4th	OT	Tot.
Browns	7	77	43	60	0	217
Opponents	35	146	99	117	0	437

Scoring	Ru	Pa	St	DF	PAT	2Ru	ZPa	FG	Sal	TP
Kirby, Terry	6	3	0	0	0	0	0	0	0	54
Dawson, Phil	1	0	0	0	23/24	0	0	8/12	0	53

Passing	Att	Cmp	Yds	Pct	Av/At	TD	TD%	Int	Int%	LG	Tkld	Rating
Couch, Tim	399	223	2447	55.9	6.13	15	3.8	13	3.3	78t	56/359	73.2
Detmer, Ty	91	47	548	51.6	6.02	4	4.4	2	2.2	35	4/26	75.7
Johnson, Kevin	1	0	0.0	0.0	0.00	0	0.0	0	0.0	0	0/0	39.6
Kirby, Terry	1	1	2	100.0	2.00	0	0.0	0	0.0	2	0/0	79.2
Browns	492	271	2997	55.1	6.09	19	3.9	15	3.0	78t	60/385	73.5
Opponents	523	331	3457	63.3	6.61	17	3.3	8	1.5	54t	25/147	86.8

Johnson, Kevin	0	8	0	0	0	0	0	0	0	0	0	48
Chiaverini D.	0	4	0	0	0	0	0	0	0	0	0	24
Edwards, Marc	2	0	0	0	0	0	0	0	0	0	0	12
Couch, Tim	1	0	0	0	0	1	0	0	0	0	0	8
Abdul-Jabbar, K.	0	1	0	0	0	0	0	0	0	0	0	6
Detmer, Ty	1	0	0	0	0	0	0	0	0	0	0	6
Smith, Irv	0	1	0	0	0	0	0	0	0	0	0	6
Browns	9	19	0	0	23/24	1	0	8/12	0	1	33/39	217
Opponents	29	17	2	1	40/41	0	1	33/39	1	437		

Rushing	No	Yds	Avg	LG	TD
Kirby, Terry	130	452	3.5	28	6
Abdul-Jabbar, K.	115	350	3.0	21	0
Couch, Tim	40	267	6.7	40	1
Detmer, Ty	6	38	6.3	11	1
Edwards, Marc	6	35	5.8	28	0
Jones, George	8	15	1.9	9	0
Shepherd, Leslie	1	5	5.0	5	0
Dawson, Phil	1	4	4.0	4t	1
Salaam, Shaahan	1	2	2.0	2	0
Shaw, Sedrick	3	2	0.7	3	0
Johnson, Kevin	1	-6	-6.0	-6	0
Powell, Ronnie	1	-14	-14.0	-14	0
Browns	313	1150	3.7	40	9
Opponents	610	2736	4.5	52t	29

Receiving	No	Yds	Avg	LG	TD
Johnson, Kevin	66	986	14.9	64t	8
Kirby, Terry	58	528	9.1	78t	3
Chiaverini, Darrin	44	487	11.1	28t	4
Edwards, Marc	27	212	7.9	27t	2
Smith, Irv	24	222	9.3	22	1
Shepherd, Leslie	23	274	11.9	36	0
Abdul-Jabbar, K.	13	59	4.5	21	1
Campbell, Marc	9	131	14.6	21	0
Davis, Zola	2	38	19.0	25	0
Shaw, Sedrick	2	8	4.0	7	0
Powell, Ronnie	1	45	45.0	45	0
Dunn, David	1	4	4.0	4	0
Bobo, Orlando	1	3	3.0	3	0
Browns	271	2997	11.1	78t	19
Opponents	331	3457	10.4	54t	17

Interceptions	No	Yds	Avg	LG	TD
Pope, Marquez	2	15	7.5	13	0
Barker, Roy	1	14	14.0	14	0
McCutcheon, Daylon	1	12	12.0	12	0
Thierry, John	1	8	8.0	8	0
Jones, Lenoy	1	3	3.0	3	0
Abdullah, Rahim	1	0	0.0	0	0
Little, Earl	1	0	0.0	0	0
Browns	8	52	6.5	14	0
Opponents	15	153	10.2	66t	1

Punting	No	Yds	Avg	In20	TB	LG	Blk
Gardocki, Chris	106	4645	43.8	20	11	61	0
Browns	106	4645	43.8	20	11	61	0
Opponents	66	2702	40.9	24	4	59	1

Punt Returns	No	FC	Yds	Avg	LG	TD
Johnson, Kevin	19	10	128	6.7	15	0
Dunn, David	4	1	25	6.3	13	0
Gibson, Damon	2	2	9	4.5	8	0
Browns	25	13	162	6.5	15	0
Opponents	68	15	762	11.2	81t	2

Kickoff Returns	No	Yds	Avg	LG	TD
Powell, Ronnie	44	986	22.4	43	0
Kirby, Terry	11	230	20.9	28	0
Dunn, David	9	180	20.0	27	0
Hill, Madre	8	137	17.1	27	0
Saleh, Tarek	5	43	8.6	14	0
Campbell, Marc	3	28	9.3	10	0
Smith, Irv	3	15	5.0	10	0
Chiaverini, Darrin	2	35	17.5	22	0
Little, Earl	2	34	17.0	20	0
Johnson, Kevin	1	25	25.0	25	0
Jones, George	1	12	12.0	12	0
Browns	89	1725	19.4	43	0
Opponents	42	764	18.2	55	0

Field Goals	1-19	20-29	30-39	40-49	50+	Tot.
Dawson, Phil	0/0	2/2	3/5	3/5	0/0	8/12
Browns	0/0	2/2	3/5	3/5	0/0	8/12

YEAR-BY-YEAR
1999 REGULAR SEASON RESULTS (2-14)

2000

Coach: Chris Palmer
Top Draft Choice: DE Courtney Brown

2000 USUAL STARTING LINEUPS

Offense		Defense	
WR 85	Kevin Johnson	LE 92	Courtney Brown
LT 72	Roman Oben	RT 99	Orpheus Roye
LG 65	J. Bundren	LT 93	Stalin Colmet
	75 S. Zahursky	RE 95	Keith McKenzie
C 64	D. Wohlabough	LLB 95	J. Miller, 53 R. Abdullah
	60 S. O'Hara	MLB 58	Wali Rainer
RG 61	Everett Lindsay	RLB 55	M. Moore, 95 J. Miller
RT 75	S. Zahursky	LCB 24	Corey Fuller
	74 J. Brown	RCB 33	Daylon McCutcheon
TE 80	A. Shea	SS 21	Marquis Smith
	83 M. Campbell	FS 43	Percy Ellsworth
WR 82	D. Patten		
	86 D. Northcutt		
QB 2	T. Couch, 18 D. Pederson		
RB 23	E. Rhett, 41 T. Prentice		
FB 44	Marc Edwards		

Radio Announcers:
 Jim Donovan, Doug Dieken (WMJL 105.7 FM, WTAM 1100 AM)

Date	Result	Opponent	Att.
09/03	L 7-27	Jacksonville Jaguars	72,418
09/10	W 24-7	at Cincinnati Bengals	64,006
09/17	W 23-20	Pittsburgh Steelers	73,018
09/24	L 10-36	at Oakland Raiders	45,702
10/01	L 0-12	Baltimore Ravens	73,018
10/08	L 21-29	at Arizona Cardinals	39,148
10/15	L 10-44	at Denver Broncos	75,811
10/22	L 0-22	at Pittsburgh Steelers	57,559
10/29	L 3-12	Cincinnati Bengals	73,118
11/05	L 3-24	New York Giants	72,718
11/12	W 19-11	New England Patriots	72,618
11/19	L 7-24	at Tennessee Titans	68,498
11/26	L 10-44	at Baltimore Ravens	68,361
12/03	L 0-48	at Jacksonville Jaguars	51,262
12/10	L 24-35	Philadelphia Eagles	72,318
12/17	L 0-24	Tennessee Titans	72,318

Team Statistics	Browns	Opponent
Total First Downs	176	343
Rushing	53	147
Passing	110	169
Penalty	13	27
3rd Down: Made/Att	58/210	98/227
3rd Down Pct.	27.6	43.2
4th Down: Made/Att	6/19	11/17
4th Down Pct.	31.6	64.7
Possession Avg.	23:38	36:22
Total Net Yards	3530	5643
Avg. Per Game	220.6	352.7
Total Plays	859	1122
Avg. Per Play	4.1	5.0
Net Yards Rushing	1085	2505
Avg. Per Game	67.8	156.6
Total Rushes	336	594
Net Yards Passing	2445	3138
Avg. Per Game	152.8	196.1
Sacked/Yards Lost	40/283	42/270
Gross Yards	2728	3408
Att./Completions	483/278	486/262
Completion Pct.	57.6	53.9
Had Intercepted	19	12
Points/Avg.	108/45.5	68/42.2
Net Punting Avg.	108/37.3	68/35.8
Penalties/Yards Lost	103/925	71/626
Fumbles/Ball Lost	21/9	27/13
Touchdowns	17	46
Rushing	7	26
Passing	9	18
Returns	1	2

Score By Periods	1st	2nd	3rd	4th	OT	Tot.
Browns	51	45	32	33	0	161
Opponents	46	176	115	82	0	419

Scoring	Ru	Pa	St	DI	PAT	2Ru	2Pa	FG	Saf	TP	
Dawson, P.	0	0	0	0	17/17	0	0	0	14/17	0	59
Prentice	7	1	0	0	0	0	0	0	0	48	0
Edwards	0	2	0	0	0	0	0	0	0	12	0

Passing	Att	Cmp	Yds	Pct	Av/At	TD	TD%	Int	Int%	LG	Tkld	Rating
Couch	215	137	1483	63.7	6.90	7	3.3	9	4.2	79	10/78	77.3
Pederson	210	117	1047	55.7	4.99	2	1.0	8	3.8	67	17/116	56.6
Wynn	54	22	167	40.7	3.09	0	0.0	1	1.9	32	13/89	41.2
Johnson	3	1	23	33.3	7.67	0	0.0	1	33.3	23	0/0	22.2
K. Thompson	1	1	8	100.0	8.00	0	0.0	0	0.0	8	0/0	100.0
Browns	483	278	2728	57.6	5.65	9	1.9	19	3.9	79	40/283	63.4
Opponents	486	262	3408	53.9	7.01	18	3.7	12	2.5	61	42/270	78.3

Shea	0	2	0	0	0	0	0	0	0	0	12
Campbell	0	1	0	0	0	0	0	0	0	0	6
Chiaverini	0	1	0	0	0	0	0	0	0	0	6
J. Dawson	0	1	0	0	0	0	0	0	0	0	6
Ellsworth	0	0	1	0	0	0	0	0	0	0	6
Patten	0	1	0	0	0	0	0	0	0	0	6
Browns	7	9	0	1	17/17	0	0	0	14/17	0	161
Opponents	26	18	0	2	44/44	1	0	0	31/34	2	419

Rushing	No	Yds	Avg	LG	TD
Prentice	173	512	3.0	17	7
Rhett	71	258	3.6	42	0
White	47	145	3.1	14	0
Pederson	18	68	3.8	15	0
Couch	12	45	3.8	31	0
Northcutt	9	33	3.7	13	0
Wynn	3	15	5.0	11	0
Edwards	2	9	4.5	6	0
K. Thompson	1	0	0.0	0	0
Floyd	2	-1	-5.0	0	0
Browns	336	1085	3.2	42	7
Opponents	594	2505	4.2	36T	26

Receiving	No	Yds	Avg	LG	TD
Johnson	57	669	11.7	79	0
Northcutt	39	422	10.8	37	0
Patten	38	546	14.4	65	1
Prentice	37	191	5.2	13	1
Shea	30	302	10.1	37	2
Edwards	16	128	8.0	21T	2
Rhett	14	78	5.6	16	0
White	13	100	7.7	25	0
Campbell	12	80	6.7	17	1
J. Dawson	9	97	10.8	26	1
Chiaverini	8	68	8.5	18	1
B. Brown	2	14	7.0	8	0
Saleh	1	22	22.0	22	0
Floyd	1	21	21.0	21	0
Dunn	1	6	6.0	6	0
L. Jackson	1	5	5.0	5	0
Browns	278	2728	9.8	79	9
Opponents	262	3408	13.0	61	18

Interceptions	No	Yds	Avg	LG	TD
Fuller	3	0	0.0	0	0
Ellsworth	1	33	33.0	33T	1
McCutcheon	1	20	20.0	20	0
Little	1	7	7.0	7	0
Rainer	1	5	5.0	5	0
Moore	1	3	3.0	3	0
Chapman	1	0	0.0	0	0
Holland	1	0	0.0	0	0
J. Miller	1	0	0.0	0	0
Sanders	1	0	0.0	0	0
Browns	12	68	5.7	33T	1
Opponents	19	228	12.0	46T	2

Punting	No	Yds	Avg	In20	TB	LG	Bk%
Gardocki	108	4919	45.5	25	5	67	0
Browns	108	4919	45.5	25	5	67	0
Opponents	68	2868	42.2	18	7	69	0

Punt Returns	No	FC	Yds	Avg	LG	TD
Northcutt	27	12	289	10.7	30	0
Barnes	1	0	0.0	0	0	0
Chapman	1	2	5	5.0	5	0
Dunn	1	0	0.0	0	0	0
Browns	29	14	294	10.1	30	0
Opponents	69	10	793	11.5	54	0

Kickoff Returns	No	Yds	Avg	LG	TD
White	43	935	21.7	40	0
Patten	22	469	21.3	62	0
L. Jackson	9	168	18.7	30	0
Saleh	4	46	11.5	15	0
Campbell	3	30	10.0	13	0
Dunn	2	35	17.5	21	0
Little	2	20	10.0	12	0
Burnett	1	18	18.0	18	0
Edwards	1	24	24.0	24	0
Santiago	1	13	13.0	13	0
Browns	85	1710	20.1	62	0
Opponents	42	1012	24.1	62	0

Field Goals	1-19	20-29	30-39	40-49	50+	Tot.
P. Dawson	3/3	4/4	5/5	2/5	0/0	14/17
Browns	3/3	4/4	5/5	2/5	0/0	14/17
Opponents	0/0	9/9	13/13	8/10	1/2	31/34

Coach: Butch Davis
Top Draft Choice: DT Gerard Warren

2001 USUAL STARTING LINEUPS

Offense			Defense		
WR 85	Kevin Johnson	LE 78	T. Rogers, 99 D. Roye		
LT 72	R. Obern, 77 R. Verba	LT 94	Gerard Warren		
LG 77	R. Verba, 60 S. O'Hara	RT 93	Mark Smith		
C 64	Dave Wohlabaugh	99	O. Roye		
RG 66	J. McKinney	RE 92	C. Brown		
63	B. Bedell	90	K. McKenzie		
RT 69	Roger Chanoine	WLB 57	Dwayne Rudd		
TE 82	R. Dudley	MLB 58	Wali Rainer		
87	O. J. Santiago	SLB 95	Jamir Miller		
WR 81	O. Morgan	LCB 24	Corey Fuller		
86	D. Northcutt	RCB 33	Daylon McCutcheon		
QB 2	Tim Couch	SS 21	Earl Little		
RB 29	J. Jackson, 30 J. White	FS 43	P. Ellsworth		
HB 44	M. Sellers, 80 A. Shea	23	D. Bush		

Radio Announcers:
 Jim Donovan, Doug Dieken (WJMI 105.7 FM, WTAM 1100 AM)

Date	Result	Opponent	Att
09/09	L 6-9	Seattle Seahawks	72,318
09/23	W 24-14	Detroit Lions	73,168
09/30	W 23-14	at Jacksonville Jaguars	53,875
10/07	W 20-16	San Diego Chargers	73,018
10/14	L 14-24	at Cincinnati Bengals	64,217
10/21	W 24-14	Baltimore Ravens	72,818
11/04	L 21-27 OT	at Chicago Bears	66,944
11/11	L 12-15 OT	Pittsburgh Steelers	73,218
11/18	W 27-17	at Baltimore Ravens	69,353
11/25	W 18-0	Cincinnati Bengals	72,918
12/02	L 15-31	Tennessee Titans	72,818
12/09	L 16-27	at New England Patriots	60,292
12/16	L 10-15	Jacksonville Jaguars	72,818
12/23	L 7-30	at Green Bay Packers	59,824
12/30	W 41-38	at Tennessee Titans	68,798
01/06	L 7-28	at Pittsburgh Steelers	59,189

Team Statistics	Browns	Opponent
Total First Downs	238	295
Rushing	78	112
Passing	139	161
Penalty	21	22
3rd Down: Made/Att	68/210	88/235
3rd Down Pct.	32.4	37.4
4th Down: Made/Att	6/12	8/23
4th Down Pct.	50.0	34.8
Possession Avg.	28:16	31:44
Total Net Yards	4152	5297
Avg. Per Game	259.5	331.1
Total Plays	934	1089
Avg. Per Play	4.4	4.9
Net Yards Rushing	1351	2208
Avg. Per Game	84.4	138.0
Total Rushes	417	494
Net Yards Passing	2801	3089
Avg. Per Game	175.1	193.1
Sacked/Yards Lost	51/353	43/288
Gross Yards	3154	3377
Att./Completions	466/279	552/309
Completion Pct.	59.9	56.0
Had Intercepted	21	33
Punts/Average	99/42.9	74/43.2
Net Punting Avg.	99/34.6	74/37.7
Penalties/Yards	94/825	103/779
Fumbles/Ball Lost	24/12	35/9
Touchdowns	31	35
Rushing	8	11
Passing	18	18
Returns	5	6

Score By Periods	1st	2nd	3rd	4th	OT	Tot.
Browns	77	83	51	74	0	285
Opponents	62	73	89	86	9	319

Scoring	Ru	Pa	St	DF	PAT	2Ru	2Pa	FG	Saf	TP
P. Dawson	0	0	0	0	29/30	0	0	22/25	0	95
K. Johnson	0	9	0	0	0	0	0	0	54	
White	5	1	0	0	0	1	0	0	38	
J. Jackson	2	0	0	0	0	0	0	0	12	
Morgan	0	2	0	0	0	0	0	0	0	12
Santiago	0	2	0	0	0	0	0	0	0	12
Sellers	0	2	0	0	0	0	0	0	0	12

Passing	Att	Cmp	Yds	Pct	Av/At	TD	TD%	Int	Int%	LG	Tkld	Rating
Couch	454	272	3040	59.9	6.70	17	3.7	21	4.6	78	51/353	73.1
Holcomb	12	7	114	58.3	9.50	1	8.3	0	0.0	25	0/0	118.1
Browns	466	279	3154	59.9	6.77	18	3.9	21	4.5	78	51/353	74.3
Opponents	552	309	3377	56.0	6.12	18	3.3	33	6.0	71t	43/288	60.2

Brown	0	0	0	1	0	0	0	0	0	0	0	6
Bush	0	0	0	1	0	0	0	0	0	0	0	6
J. Dawson	0	1	0	0	0	0	0	0	0	0	0	6
Fuller	0	0	0	1	0	0	0	0	0	0	0	6
Gay	1	0	0	0	0	0	0	0	0	0	0	6
Henry	0	0	0	1	0	0	0	0	0	0	0	6
McCutcheon	0	0	0	1	0	0	0	0	0	0	0	6
O'Hara	0	1	0	0	0	0	0	0	0	0	0	6
Roye	0	0	0	0	0	0	0	0	0	0	0	1
Browns	8	18	0	5	29/30	1	0	0	0	22/25	1	285
Opponents	11	18	2	4	30/32	0	2	25/34	0	21	0	319

Rushing	No	Yds	Avg	LG	TD
J. Jackson	195	554	2.8	22	2
White	126	443	3.5	51	5
Gay	51	172	3.4	40	1
Couch	38	128	3.4	15	0
Morgan	2	27	13.5	23	0
Northcutt	3	26	8.7	12	0
Frost	1	1	1.0	1	0
Holcomb	1	0	0.0	0	0
Browns	417	1351	3.2	51	8
Opponents	494	2208	4.5	54	11

Receiving	No	Yds	Avg	LG	TD
K. Johnson	84	1097	13.1	55t	9
White	44	418	9.5	45	1
Morgan	30	432	14.4	78	2
J. Dawson	22	281	12.8	44	1
Northcutt	18	211	11.7	26	0
Santiago	17	153	9.0	27	2
Shea	14	86	6.1	12	0
King	11	149	13.5	48	0
Dudley	9	115	12.8	27	0
Sellers	7	73	10.4	28	2
German	7	65	9.3	18	0
J. Jackson	7	56	8.0	16	0
Gay	4	11	2.8	7	0
J. Moreland	3	15	5.0	6	0
O'Hara	3	2	2.0	2t	1
Couch	1	-10	-10.0	-10	0
Browns	279	3154	11.3	78	18
Opponents	309	3377	10.9	71t	18

Interceptions	No	Yds	Avg	LG	TD
Henry	10	177	17.7	97t	1
Little	5	33	6.6	15	0
McCutcheon	4	62	15.5	32t	1
Fuller	3	82	27.3	49t	1
R. Jackson	3	52	17.3	52	0
Bush	2	62	31.0	43t	1
Boyer	2	12	6.0	8	0
Ellsworth	1	19	19.0	19	0
J. Miller	1	0	0.0	0	0
Roye	1	0	0.0	0	0
Rudd	1	0	0.0	0	0
Browns	33	499	15.1	97t	4
Opponents	21	242	11.5	69t	3

Punting	No	Yds	Avg	In20	TB	LG	Bk
Gardocki	99	4248	42.9	25	9	69	0
Browns	99	4249	42.9	25	9	69	0
Opponents	74	3198	43.2	28	8	68	0

Punt Returns	No	FC	Yds	Avg	LG	TD
Northcutt	15	9	86	5.7	32	0
K. Johnson	14	6	117	8.4	24	0
Chapman	1	0	1	1.0	1	0
R. Jackson	*1	0	43	43.0	43	0
Frost	0	1	0	0	0	0
Browns	31	16	247	8.0	43	0
Opponents	52	12	647	12.4	86	1

Kickoff Returns	No	Yds	Avg	LG	TD
Gay	23	513	22.3	42	0
King	14	279	19.9	27	0
White	9	189	21.0	31	0
Morgan	7	175	25.0	51	0
Sellers	4	75	18.8	21	0
Santiago	2	1	0.5	5	0
Akins	1	0	0.0	0	0
J. Moreland	1	14	14.0	14	0
Northcutt	1	26	26.0	26	0
Spire	1	13	13.0	13	0
Browns	62	1285	20.7	51	0
Opponents	65	1215	18.7	49	0

Field Goals	1-19	20-29	30-39	40-49	50+	Tot
P. Dawson	0/0	10/10	8/9	4/6	0/0	22/25
Browns	0/0	10/10	8/9	4/6	0/0	22/25
Opponents	0/0	8/9	10/11	5/12	2/2	25/34

2002

Coach: Butch Davis
 Top Draft Choice: RB William Green

2002 USUAL STARTING LINEUPS

Offense		Defense	
WR 85 Kevin Johnson	LE 96 Kenard Lang	LT 77 Ross Verba	LT 94 Gerard Warren
LG 79 Barry Stokes	RT 99 Orpheus Roye	C 64 Dave Wohlabaugh	RE 92 C. Brown
RG 60 Shaun O'Hara	76 Tyrone Rogers	RT 72 Ryan Tucker	WLB 57 Dwayne Rudd
TE 83 Mark Campbell	MLB 50 Earl Holmes	WR 81 Quincy Morgan	SLB 56 Darren Hambrick
QB 2 Tim Couch	LGB 25 Corey Fuller	RB 31 William Green	RCB 33 Daylon McCutcheon
	SS 24 Robert Griffith	30 J. White	FS 20 Earl Little
TE 82 S. Heiden, 80 A. Shea			

Radio Announcers:
 Jim Donovan, Doug Dieken (WMMB 100.7 FM, WTAM 1100 AM)

Date	Result	Opponent	Att.
09/08	L 39-40	Kansas City Chiefs	72,938
09/15	W 20-7	Cincinnati Bengals	73,358
09/22	W 31-28 (OT)	at Tennessee Titans	68,804
09/29	L 13-16 (OT)	at Pittsburgh Steelers	62,864
10/06	L 21-26	Baltimore Ravens	73,688
10/13	L 3-17	at Tampa Bay Buccaneers	65,625
10/20	W 34-17	Houston Texans	73,248
10/27	W 24-21	at New York Jets	78,502
11/03	L 20-23	Pittsburgh Steelers	73,718
11/17	W 27-20	at Cincinnati Bengals	64,060
11/24	W 24-15	at New Orleans Saints	68,295
12/01	L 6-13	Carolina Panthers	72,718
12/08	W 21-20	at Jacksonville Jaguars	46,267
12/15	L 23-28	Indianapolis Colts	73,098
12/22	W 14-13	at Baltimore Ravens	69,348
12/29	W 24-16	Atlanta Falcons	73,528

Wild Card Playoff
 at Pittsburgh Steelers 62,595

Team Statistics	Browns	Opponent
Total First Downs	279	291
Rushing	77	107
Passing	171	164
Penalty	31	20
3rd Down: Made/Att	90/223	91/226
3rd Down Pct.	40.4	40.3
4th Down: Made/Att	8/10	7/14
4th Down Pct.	80.0	50.0
Possession Avg.	29.45	30.15
Total Net Yards	5027	5348
Avg. Per Game	314.2	334.3
Total Plays	993	1024
Avg. Per Play	5.1	5.2
Net Yards Rushing	1615	2079
Avg. Per Game	100.9	129.9
Total Rushes	406	463
Net Yards Passing	3412	3269
Avg. Per Game	213.3	204.3
Sacked/Yards Lost	35/253	28/172
Gross Yards	3665	3441
Att./Completions	552/338	513/299
Completion Pct.	61.2	58.3
Had Intercepted	22	17
Punts/Avg.	83/41.3	76/38.7
Net Punting Avg.	83/34.9	76/31.1
Penalties/Yards Lost	107/845	91/726
Fumbles/Ball Lost	18/9	32/12
Touchdowns	40	34
Rushing	10	12
Passing	27	20
Returns	3	2

Score By Periods	1st	2nd	3rd	4th	OT	Tot.
Browns	76	68	77	120	3	344
Opponents	65	95	65	92	3	320

Scoring	Ru	Pa	St	Df	PAT	2Ru	2Pa	FG	Saf	TP
Dawson, Phil	0	0	0	0	34/35	0	0	22/28	0	100

Northcutt, D.	1	5	2	0	0	0	1	0	0	50
Morgan, Q.	0	7	0	0	0	0	1	0	0	44
Davis, Andre'	0	6	1	0	0	0	0	0	0	42
Green, William	6	0	0	0	0	0	0	0	0	36
Johnson, Kevin	0	4	0	0	0	0	0	0	0	24
Campbell, M.	0	3	0	0	0	0	0	0	0	18
White, Jamal	3	0	0	0	0	0	0	0	0	18
Heiden, Steve	0	1	0	0	0	0	0	0	0	6
Sanders, D.	0	1	0	0	0	0	0	0	0	6
Browns	10	27	3	0	34/35	0	2	22/28	0	344
Opponents	12	20	1	1	32/32	0	0	28/37	0	320

Rushing	No	Yds	Avg	LG	TD
Green, William	243	887	3.7	64t	6
White, Jamal	106	470	4.4	54	3
Northcutt, Dennis	8	104	13.0	36t	1
Couch, Tim	23	77	3.3	14	0
Jackson, James	12	54	4.5	18	0
Holcomb, Kelly	8	9	1.1	7	0
Davis, Andre'	3	7	2.3	9	0
Morgan, Quincy	3	7	2.3	11	0
Browns	406	1615	4.0	64t	10
Opponent	483	2079	4.3	75	12

Receiving	No	Yds	Avg	LG	TD
Johnson, Kevin	67	703	10.5	30t	4
White, Jamal	63	452	7.2	33	0
Morgan, Quincy	56	964	17.2	78t	7
Northcutt, Dennis	38	601	15.8	43t	5
Davis, Andre'	37	420	11.4	31	6
Campbell, Mark	25	179	7.2	26	3
Heiden, Steve	17	105	6.2	12	1
Green, William	16	113	7.1	18	0
Shea, Aaron	7	49	7.0	18	0
King, Andre	5	41	8.2	13	0
Sanders, Darnell	3	23	7.7	14t	1
Jackson, James	3	9	3.0	5	0
Jackson, Frisman	1	6	6.0	6	0
Browns	338	3665	10.8	78t	27
Opponent	299	3441	11.5	72t	20

Interceptions	No	Yds	Avg	LG	TD
Little, Earl	4	17	4.3	7	0
Griffith, Robert	3	0	0.0	0	0
Henry, Anthony	2	4	2.0	4	0
Lang, Kenard	1	71	71.0	71	0
Sanders, Lewis	1	25	25.0	25	0
McCutcheon, D.	1	24	24.0	24	0
Hambrick, Darren	1	6	6.0	6	0
Boyer, Brant	1	1	1.0	1	0
Davis, Andre	1	0	0.0	0	0
Fuller, Corey	1	0	0.0	0	0
Jameson, Michael	1	0	0.0	0	0
Browns	17	148	8.7	71	0
Opponent	22	292	13.3	59	1

Punting	No	Yds	Avg	In 20	TB	LG	Bk
Gardocki, Chris	81	3388	41.8	27	6	59	0
Dawson, Phil	2	36	18.0	2	0	20	0
Browns	83	3424	41.3	29	6	59	0
Opponent	76	2938	38.7	22	7	62	1

Punt Returns	No	FC	Yds	Avg	LG	TD
Northcutt, Dennis	25	10	367	14.7	87t	2
Davis, Andre'	7	4	33	4.7	15	0
King, Andre	1	0	15	15.0	15	0
Sanders, Lewis	0	0	19	-	19	0
Browns	33	14	434	13.2	87t	2
Opponent	42	12	408	9.7	63t	1

Kickoff Returns	No	Yds	Avg	LG	TD
Davis, Andre'	50	1068	21.4	95t	1
King, Andre	8	155	19.4	27	0
Jackson, Frisman	3	58	19.3	26	0
Campbell, Mark	2	21	10.5	14	0
White, Jamal	2	21	10.5	11	0
Jackson, James	1	13	13.0	13	0
Browns	66	1336	20.2	95t	1
Opponent	67	1366	20.4	82	0

Field Goals	1-19	20-29	30-39	40-49	50+	Tot.
Dawson, Phil	0/0	9/10	6/8	5/7	2/3	22/28
Opponent	1/1	7/10	10/12	10/14	0/0	28/37

Passing	Att	Cmp	Yds	Pct	Av/At	TD	TD%	Int	Int%	LG	Tkld	Rating
Couch, Tim	443	273	2842	61.6	6.42	18	4.1	18	4.1	78t	30/213	76.8
Holcomb, K.	106	64	790	60.4	7.45	8	7.5	4	3.8	44t	5/40	92.9
Johnson, K.	2	1	33	50.0	16.50	1	50.0	0	0.0	33t	0/0	135.4
Jackson, F.	1	0	0	0.0	0.0	0	0.0	0	0.0	0	0/0	39.6
Browns	552	338	3665	61.2	6.64	27	4.9	22	4.0	78t	35/253	80.5
Opponent	513	299	3441	58.3	6.71	20	3.9	17	3.3	72t	28/172	77.8

YEAR	LEAGUE	REGULAR SEASON				PLAYOFFS				COMBINED RECORD			
		W	L	T	%	W	L	T	%	W	L	T	%
1946 #	AAFC	12	2	0	0.857	1	0	0	1.000	13	2	0	0.867
1947 #	AAFC	12	1	1	0.923	1	0	0	1.000	13	1	1	0.929
1948 #	AAFC	14	0	0	1.000	1	0	0	1.000	15	0	0	1.000
1949 #	AAFC	9	1	2	0.900	2	0	0	1.000	11	1	2	0.917
1950 #	NFL	10	2	0	0.833	2	0	0	1.000	12	2	0	0.857
1951 #	NFL	11	1	0	0.917	0	1	0	0.000	11	2	0	0.846
1952 #	NFL	8	4	0	0.667	0	1	0	0.000	8	5	0	0.615
1953 #	NFL	11	1	0	0.917	0	1	0	0.000	11	2	0	0.846
1954 #	NFL	9	3	0	0.750	1	0	0	1.000	10	3	0	0.769
1955 #	NFL	9	2	1	0.818	1	0	0	1.000	10	2	1	0.833
1956	NFL	5	7	0	0.417	0	0	0	0.000	5	7	0	0.417
1957 #	NFL	9	2	1	0.818	0	1	0	0.000	9	3	1	0.750
1958 #	NFL	9	3	0	0.750	0	1	0	0.000	9	4	0	0.692
1959	NFL	7	5	0	0.583	0	0	0	0.000	7	5	0	0.583
1960	NFL	8	3	1	0.727	0	0	0	0.000	8	3	1	0.727
1961	NFL	8	5	1	0.615	0	0	0	0.000	8	5	1	0.615
1962	NFL	7	6	1	0.538	0	0	0	0.000	7	6	1	0.538
1963	NFL	10	4	0	0.714	0	0	0	0.000	10	4	0	0.714
1964 #	NFL	10	3	1	0.769	1	0	0	1.000	11	3	1	0.786
1965 #	NFL	11	3	0	0.786	0	1	0	0.000	11	4	0	0.733
1966	NFL	9	5	0	0.643	0	0	0	0.000	9	5	0	0.643
1967 #	NFL	9	5	0	0.643	0	1	0	0.000	9	6	0	0.600
1968 #	NFL	10	4	0	0.714	1	1	0	0.500	11	5	0	0.688
1969 #	NFL	10	3	1	0.769	1	1	0	0.500	11	4	1	0.733
1970	NFL	7	7	0	0.500	0	0	0	0.000	7	7	0	0.500
1971 #	NFL	9	5	0	0.643	0	1	0	0.000	9	6	0	0.600
1972 #	NFL	10	4	0	0.714	0	1	0	0.000	10	5	0	0.667
1973	NFL	7	5	2	0.583	0	0	0	0.000	7	5	2	0.583
1974	NFL	4	10	0	0.286	0	0	0	0.000	4	10	0	0.286
1975	NFL	3	11	0	0.214	0	0	0	0.000	3	11	0	0.214
1976	NFL	9	5	0	0.643	0	0	0	0.000	9	5	0	0.643
1977	NFL	6	8	0	0.429	0	0	0	0.000	6	8	0	0.429
1978	NFL	8	8	0	0.500	0	0	0	0.000	8	8	0	0.500
1979	NFL	9	7	0	0.563	0	0	0	0.000	9	7	0	0.563
1980 #	NFL	11	5	0	0.688	0	1	0	0.000	11	6	0	0.647
1981	NFL	5	11	0	0.313	0	0	0	0.000	5	11	0	0.313
1982 *	NFL	4	5	0	0.444	0	1	0	0.000	4	6	0	0.400
1983	NFL	9	7	0	0.563	0	0	0	0.000	9	7	0	0.563
1984	NFL	5	11	0	0.313	0	0	0	0.000	5	11	0	0.313
1985 #	NFL	8	8	0	0.500	0	1	0	0.000	8	9	0	0.471
1986 #	NFL	12	4	0	0.750	1	1	0	0.500	13	5	0	0.722
1987 #	NFL	10	5	0	0.667	1	1	0	0.500	11	6	0	0.647
1988 *	NFL	10	6	0	0.625	0	1	0	0.000	10	7	0	0.588
1989 #	NFL	9	6	1	0.600	1	1	0	0.500	10	7	1	0.588
1990	NFL	3	13	0	0.188	0	0	0	0.000	3	13	0	0.188
1991	NFL	6	10	0	0.375	0	0	0	0.000	6	10	0	0.375
1992	NFL	7	9	0	0.438	0	0	0	0.000	7	9	0	0.438
1993	NFL	7	9	0	0.438	0	0	0	0.000	7	9	0	0.438
1994 *	NFL	11	5	0	0.688	1	1	0	0.500	12	6	0	0.667
1995	NFL	5	11	0	0.313	0	0	0	0.000	5	11	0	0.313
1999	NFL	2	14	0	0.125	0	0	0	0.000	2	14	0	0.125
2000	NFL	3	13	0	0.188	0	0	0	0.000	3	13	0	0.188
2001	NFL	7	9	0	0.438	0	0	0	0.000	7	9	0	0.438
2002*	NFL	9	7	0	0.563	0	1	0	0.000	9	8	0	0.529
NFL Totals		395	309	10	0.561	11	20	0	0.355	406	329	10	0.552
AAFC Totals		47	4	3	0.922	5	0	0	1.000	52	4	3	0.929
Franchise Totals		442	313	13	0.585	16	20	0	0.444	458	333	13	0.579

Bold Denotes League Champions: 8 times (4 AAFC 1946, 1947, 1948, 1949; 4 NFL 1950, 1954, 1955, 1964)

Denotes playoff appearance: 50 NFL seasons, 24 post-season appearances

* Denotes wild-card qualifier for playoffs

Cleveland Browns in NFL Championship Games

12/24/1950: BROWNS 30, vs. Los Angeles Rams 28
 12/23/1951: at Los Angeles Rams 24, BROWNS 17
 12/18/1952: vs. Detroit Lions 17, BROWNS 7
 12/17/1953: at Detroit Lions 17, BROWNS 16
 12/26/1954: BROWNS 56, vs. Detroit Lions 10
 12/26/1955: BROWNS 38, at Los Angeles Rams 14
 12/29/1957: at Detroit Lions 59, BROWNS 14
 12/27/1964: BROWNS 27, vs. Baltimore Colts 0
 01/02/1966: at Green Bay Packers 23, BROWNS 12
 12/29/1968: vs. Baltimore Colts 34, BROWNS 0
 01/04/1970: at Minnesota Vikings 27, BROWNS 7

Cleveland Browns in Conference Playoff Games

12/17/1950: BROWNS 8, vs. New York Giants 3
 12/21/1958: at New York Giants 10, BROWNS 0
 12/24/1967: at Dallas Cowboys 52, BROWNS 14
 12/21/1968: BROWNS 31, vs. Dallas Cowboys 20
 12/28/1969: BROWNS 38, at Dallas Cowboys 14
 01/11/1987: vs. Denver Broncos 23, BROWNS 20 (OT)
 01/17/1988: at Denver Broncos 38, BROWNS 33
 01/14/1990: at Denver Broncos 37, BROWNS 21

Cleveland Browns in Divisional Playoff Games

12/26/1971: vs. Baltimore Colts 20, BROWNS 3
 12/24/1972: at Miami Dolphins 20, BROWNS 14
 01/04/1980: vs. Oakland Raiders 14, BROWNS 12
 01/08/1983: at Los Angeles Raiders 27, BROWNS 10
 01/04/1986: at Miami Dolphins 24, BROWNS 21
 01/11/1987: BROWNS 23, vs. New York Jets 20 (2 OT)
 01/09/1988: BROWNS 38, vs. Indianapolis Colts 21
 01/06/1990: BROWNS 34, vs. Buffalo Bills 30
 01/07/1995: at Pittsburgh Steelers 29, BROWNS 9

Cleveland Browns in Wild Card Playoff Games

12/24/1988: vs. Houston Oilers 24, BROWNS 23
 01/01/1995: BROWNS 20, vs. New England Patriots 13
 01/05/2003: at Pittsburgh Steelers 36, BROWNS 33

Cleveland Browns in Playoff Bowls

01/07/1961: Detroit Lions 17, BROWNS 16 (at Miami)
 01/05/1964: Green Bay Packers 40, BROWNS 23 (at Miami)
 01/07/1968: Los Angeles Rams 30, BROWNS 6 (at Miami)

Cleveland Browns in AAFC All-Star Games

12/18/1949: AAFC All-Stars 12, BROWNS 7

Cleveland Browns in College All-Star Games

08/17/1951: BROWNS 33, All-Stars 0
 08/12/1955: All-Stars 30, BROWNS 27
 08/10/1956: BROWNS 26, All-Stars 0
 08/06/1965: BROWNS 24, All-Stars 16

BROWNS' NFL PLAYOFF RECORD: 11-20 (.355)

YEAR	HOME GAMES	HOME ATTEND.	ROAD ATTEND.	PRESEASON ATTEND.	PLAYOFF ATTEND.	TOTAL ATTEND.
1946	7	339,962	206,060	35,964	40,469	622,455
1947	7	392,760	270,619	33,106	61,879	758,364
1948	7	318,619	270,728	43,279	22,981	655,607
1949	6	189,604	211,565	63,997	39,820	504,986
1950	6	200,319	232,361	125,642	62,805	621,127
1951	6	231,414	231,854	259,359	57,540	780,167
1952	6	240,204	200,656	116,310	50,934	608,104
1953	6	274,671	183,272	189,571	54,577	702,091
1954	6	183,476	200,101	182,255	43,827	609,659
1955	6	251,444	220,892	247,200	87,695	807,231
1956	6	221,648	161,887	302,221	—	685,756
1957	6	324,165	222,185	226,348	55,263	827,961
1958	6	370,781	264,375	224,602	61,174	920,932
1959	6	338,380	257,990	191,477	—	787,847
1960	6	337,972	234,767	*197,513	—	770,252
1961	7	426,886	268,909	173,603	—	869,398
1962	7	422,043	289,807	240,081	—	951,931
1963	7	487,430	331,642	*267,807	—	1,086,879
1964	7	549,334	337,929	218,544	79,544	1,185,351
1965	7	557,283	369,055	254,591	50,852	1,231,781
1966	7	544,250	389,783	246,708	—	1,180,741
1967	7	544,807	402,976	*295,514	70,786	1,314,083
1968	7	527,107	366,524	291,232	162,125	1,346,988
1969	7	578,360	380,442	283,248	117,221	1,359,271
1970	7	567,377	379,082	347,558	—	1,294,017
1971	7	541,505	381,467	334,051	74,082	1,331,105
1972	7	528,591	382,182	397,140	80,010	1,387,923
1973**	7	490,406	382,124	329,183	—	1,201,713
1974	7	424,412	319,684	200,904	—	945,000
1975	7	390,440	358,175	180,338	—	928,953
1976	7	472,602	310,340	183,434	—	966,376
1977	7	480,805	380,166	248,178	—	1,109,149
1978	8	510,046	397,891	127,918	—	1,035,855
1979	8	593,821	400,029	169,623	—	1,163,473
1980	8	620,496	419,834	197,991	77,655	1,315,976
1981	8	601,725	470,856	232,523	—	1,305,104
1982	4	251,314	245,350	209,598	56,555	762,817
1983	8	564,639	414,621	202,840	—	1,182,100
1984	8	458,433	345,159	162,367	—	965,959
1985	8	535,752	445,250	156,607	75,128	1,212,737
1986	8	583,739	452,237	192,060	158,021	1,386,057
1987	7	492,939	378,368	193,325	154,579	1,219,211
1988	8	615,545	469,029	238,380	74,977	1,397,931
1989	8	613,415	483,534	289,305	153,752	1,540,006
1990	8	568,093	516,085	233,158	—	1,317,336
1991	8	571,752	432,264	216,260	—	1,220,276
1992	8	560,417	416,269	203,012	—	1,179,698
1993	8	568,474	415,133	166,496	—	1,150,103
1994	8	559,582	492,141	197,793	135,637	1,385,153
1995	8	512,392	458,037	177,653	—	1,148,082
1999	8	580,934	482,769	297,883	—	1,361,586
2000	8	581,544	475,595	270,697	—	1,327,836
2001	8	583,094	506,492	280,694	—	1,370,280
2002	8	586,294	523,767	265,136	62,595	1,437,792
TOTALS		24,863,497	19,040,309	11,612,547	2,222,483	57,738,566

* Includes Miami Playoff Bowl games at end of season.

** First year of new method of announcing attendance.



SIGN UP TODAY!


2003/04 MEMBERSHIP BENEFITS: FOR KIDS AGES 12 AND UNDER

- KIDS CLUB HEADWEAR
- KIDS CLUB WATER BOTTLE
- KIDS CLUB MEMBERSHIP TAG
- KIDS CLUB MEMO BOARD
- KIDS CLUB NOTEBOOK
- KIDS CLUB RULER
- KIDS CLUB PENCIL
- EXCLUSIVE ENTRY INTO KIDS CLUB WEB SITE TO VIEW WEEKLY DIARY FROM CLEVELAND BROWNS KIDS CLUB CAPTAINS PHIL DAWSON AND ANDRÉ DAVIS
- CHANCE TO HAVE A BROWNS PARTY WITH CLEVELAND BROWNS KIDS CLUB CAPTAINS PHIL DAWSON AND ANDRÉ DAVIS AND 10 OF YOUR CLOSEST FRIENDS AT MCDONALD'S®
- CHANCE TO BE THE HONORARY COIN TOSS CAPTAIN FOR THE OCTOBER 12 BROWNS GAME VERSUS THE OAKLAND RAIDERS
- OFFICIAL KIDS CLUB MEMBERSHIP CERTIFICATE
- QUARTERLY NEWSLETTER
- FREE MCDONALD'S® COUPONS
- BIRTHDAY CARD FROM THE BROWNS

PRESENTED BY



smile™



Mac Speedie

SCORING

Player	TD	PAT	FG	Total
1. Lou Groza	1	641	234	1,349
2. Don Cockroft	0	432	216	1,080
3. Jim Brown	126	0	0	756
4. Matt Bahr	0	248	143	677
5. Leroy Kelly	90	0	0	540
6. Matt Stover	0	156	108	480
7. Gary Collins	70	0	0	420
8. Ray Renfro	55	0	0	330
9. Kevin Mack	54	0	0	324
10. Paul Warfield	53	0	0	318

RUSHING YARDS

Player	Years	Carries	Yards	Avg.	TD
1. Jim Brown	1957-65	2,359	12,312	5.2	106
2. Leroy Kelly	1964-73	1,727	7,274	4.2	74
3. Mike Pruitt	1976-84	1,593	6,540	4.1	47
4. Greg Pruitt	1973-81	1,158	5,496	4.7	25
5. Kevin Mack	1985-93	1,291	5,123	4.0	46
6. Earnest Byner	1984-88,94-95	862	3,364	3.9	27
7. Ernie Green	1962-68	668	3,204	4.8	15
8. Bobby Mitchell	1958-61	423	2,297	5.4	16
9. Cleo Miller	1975-82	546	2,286	4.2	16
10. Eric Metcalf	1989-94	592	2,229	3.8	11

RUSHING ATTEMPTS

Player	Years	Attempts
1. Jim Brown	1957-65	2,359
2. Leroy Kelly	1964-73	1,727
3. Mike Pruitt	1976-84	1,593
4. Kevin Mack	1985-93	1,291
5. Greg Pruitt	1973-81	1,158
6. Earnest Byner	1984-88, 94-95	862
7. Ernie Green	1962-68	668
8. Eric Metcalf	1989-94	592
9. Bo Scott	1969-74	554
10. Cleo Miller	1975-82	546

RUSHING TOUCHDOWNS

Player	Years	Rushing TDs
1. Jim Brown	1957-65	106
2. Leroy Kelly	1964-73	74
3. Mike Pruitt	1976-84	47
4. Kevin Mack	1985-93	46
5. Otto Graham	1950-55	33
6. Earnest Byner	1984-88, 94-95	27
7. Greg Pruitt	1973-81	25
8. Bo Scott	1969-74	18
9. Cleo Miller	1975-82	16
10. Bobby Mitchell	1958-61	16

PASSING

Attempts

Player	Years	Attempts
1. Brian Sipe	1973-83	3,439
2. Bernie Kosar	1985-93	3,150
3. Frank Ryan	1962-68	1,755
4. Otto Graham	1950-55	1,565
5. Tim Couch	1999-2002	1,511
6. Mike Phipps	1970-76	1,317
7. Bill Nelsen	1968-72	1,314
8. Milt Plum	1957-61	1,083
9. Vinny Testaverde	1993-95	998
10. Paul McDonald	1980-85	767

Completions

Player	Years	Completions
1. Brian Sipe	1973-83	1,944
2. Bernie Kosar	1985-93	1,853
3. Frank Ryan	1962-68	907
4. Tim Couch	1999-2002	905
5. Otto Graham	1950-55	872
6. Bill Nelsen	1968-72	689
7. Mike Phipps	1970-76	633
8. Milt Plum	1957-61	627
9. Vinny Testaverde	1993-95	578
10. Paul McDonald	1980-85	411

Yards

Player	Years	Yards
1. Brian Sipe	1973-83	23,713
2. Bernie Kosar	1985-93	21,904
3. Otto Graham	1950-55	13,499
4. Frank Ryan	1962-68	13,361
5. Tim Couch	1999-2002	9,812
6. Bill Nelsen	1968-72	9,725
7. Milt Plum	1957-61	8,914
8. Mike Phipps	1970-76	7,700
9. Vinny Testaverde	1993-95	7,255
10. Paul McDonald	1980-85	5,279

Touchdowns

Player	Years	Touchdowns
1. Brian Sipe	1973-83	154
2. Frank Ryan	1962-68	134
3. Bernie Kosar	1985-93	116
4. Otto Graham	1950-55	88
5. Bill Nelsen	1968-72	71
6. Milt Plum	1957-61	66
7. Tim Couch	1999-2002	57
8. Vinny Testaverde	1993-95	47
9. Mike Phipps	1970-76	40
10. Paul McDonald	1980-85	24

Quarterback Rating (minimum 750 attempts)

Player	Years	Att.	Comp.	Yards	TD	Int.	Rating
1. Milt Plum	1957-61	1,083	627	8,914	66	39	89.9
2. Bernie Kosar	1985-93	3,150	1,853	21,904	116	81	81.6
3. Frank Ryan	1962-68	1,755	907	13,361	134	88	81.4
4. V. Testaverde	1993-95	998	578	7,255	47	37	80.9
5. Otto Graham	1950-55	1,565	872	13,499	88	94	78.2
6. Brian Sipe	1973-83	3,439	1,944	23,713	154	149	74.8
7. Tim Couch	1999-2002	1,511	905	9,812	57	61	74.8
8. Bill Nelsen	1968-72	1,314	689	9,725	71	71	72.1
9. Mike Phipps	1970-76	1,317	633	7,700	40	81	51.0

RECEIVING

Receptions

Player	Years	Receptions
1. Ozzie Newsome	1978-90	662
2. Gary Collins	1962-71	331
3. Greg Pruitt	1973-81	323
4. Brian Brennan	1984-91	315
5. Reggie Rucker	1975-81	310
6. Webster Slaughter	1986-91	305
7. Eric Metcalf	1989-94	297
8. Ray Renfro	1952-63	281
9. Earnest Byner	1984-88, 94-95	276
10. Kevin Johnson	1999-02	274

Receiving Yards

Player	Years	Rec.	Yards	Avg.	TDs
1. Ozzie Newsome	1978-90	662	7,980	12.1	47
2. Ray Renfro	1952-63	281	5,508	19.6	50
3. Gary Collins	1962-71	331	5,299	16.0	70
4. Paul Warfield	1964-69,76-77	271	5,210	19.2	52
5. Reggie Rucker	1975-81	310	4,953	16.0	32
6. Webster Slaughter	1986-91	305	4,834	15.8	27
7. Dave Logan	1976-83	262	4,247	16.2	24
8. Milt Morin	1966-75	271	4,208	15.5	16
9. Brian Brennan	1984-91	315	4,148	13.2	19
10. Dante Lavelli	1950-56*	244	3,908	16.0	33

*Does not include AAFC statistics

Average Per Reception (minimum 100 receptions)

Player	Years	Average
1. Ray Renfro	1952-63	19.6
2. Paul Warfield	1964-69,76-77	19.2
3. Ricky Feacher	1976-84	18.4
4. Darrel Brewster	1952-58	18.1
5. Dub Jones	1950-55	16.8
6. Dave Logan	1976-83	16.2
7. Michael Jackson	1991-95	16.2
8. Dante Lavelli	1950-56	16.0
9. Gary Collins	1962-71	16.0
10. Reggie Rucker	1975-81	16.0

INTERCEPTIONS

Player	Years	No.	Yards	Avg.	TD
1. Thom Darden	1972-74, 1976-81	45	820	18.2	2
2. Warren Lahr	1950-59	40	530	13.3	5
3. Clarence Scott	1971-83	39	407	10.4	2
4. Ken Konz	1953-59	30	392	13.1	4
5. Bernie Parrish	1959-66	29	557	19.2	3
6. Ross Fichtner	1960-67	27	581	21.5	3
Mike Howell	1965-72	27	252	9.3	0
8. Felix Wright	1985-90	26	469	18.0	2
Hanford Dixon	1981-89	26	225	8.7	0
Tommy James	1950-55	26	208	8.0	0

PUNT RETURNS

Player	Years	No.
1. Gerald McNeil	1986-89	161
2. Eric Metcalf	1989-94	127
3. Dino Hall	1979-83	111
4. Leroy Kelly	1964-73	94
5. Keith Wright	1978-80	78
6. Ken Konz	1953-59	68
7. Billy Reynolds	1953-54, 1957	67
Dennis Northcutt	2000-02	67
9. Greg Pruitt	1973-81	56
10. Brian Brennan	1984-91	55

Punt Return Yards

Player	Years	Yards
1. Gerald McNeil	1986-89	1,545
2. Eric Metcalf	1989-94	1,341
3. Leroy Kelly	1964-73	990
4. Dino Hall	1979-83	901
5. Dennis Northcutt	2000-02	742
6. Greg Pruitt	1973-81	659
7. Bobby Mitchell	1958-61	607
8. Ken Konz	1953-59	556
9. Keith Wright	1978-80	467
10. Brian Brennan	1984-91	435

Punt Return Average (minimum 50 returns)

Player	Years	No.	Yards	Avg.	TD
1. Greg Pruitt	1973-81	56	659	11.8	0
2. Bobby Mitchell	1958-61	54	607	11.2	3
3. Dennis Northcutt	2000-02	67	742	11.1	2
4. Eric Metcalf	1989-94	127	1,341	10.6	5
5. Leroy Kelly	1964-73	94	990	10.5	3
6. Gerald McNeil	1986-89	161	1,545	9.6	1
7. Ken Konz	1953-59	68	556	8.2	1
8. Dino Hall	1979-83	111	901	8.1	0
9. Brian Brennan	1984-91	55	435	7.9	1
10. Keith Wright	1978-80	78	467	6.0	0

KICKOFF RETURNS

Player	Years	No.
1. Dino Hall	1979-83	151
2. Eric Metcalf	1989-94	139
3. Glen Young	1984-85, 1987-88	87
4. Randy Baldwin	1991-94	82
5. Leroy Kelly	1964-73	76
6. Keith Wright	1978-80	70
7. Gerald McNeil	1966-89	64
8. Bobby Mitchell	1958-61	62
Walter Roberts	1964-66	62
10. Billy Lefear	1972-75	60

Kickoff Return Yards

Player	Years	Yards
1. Dino Hall	1979-83	3,185
2. Eric Metcalf	1989-94	2,806
3. Glen Young	1984-85, 87-88	2,079
4. Randy Baldwin	1991-94	1,872
5. Leroy Kelly	1964-73	1,784
6. Keith Wright	1978-80	1,767
7. Walter Roberts	1964-66	1,608
8. Bobby Mitchell	1958-61	1,550
9. Greg Pruitt	1973-81	1,523
10. Billy Lefear	1972-75	1,461

Kickoff Return Average (minimum 50 returns)

Player	Years	No.	Yards	Avg.	TD
1. Greg Pruitt	1973-81	58	1,523	26.3	1
2. Walter Roberts	1964-66	62	1,608	25.9	0
3. Keith Wright	1978-80	70	1,767	25.2	0
4. Bobby Mitchell	1958-61	62	1,550	25.0	3
5. Billy Lefear	1972-75	60	1,461	24.4	0
6. Glen Young	1984-85, 1987-88	87	2,079	23.9	0
7. Leroy Kelly	1964-73	76	1,784	23.5	0
8. Randy Baldwin	1991-94	82	1,872	22.8	1
9. Andre' Davis	2002	50	1,068	21.4	1
10. Dino Hall	1979-83	151	3,185	21.1	0

COMBINED YARDS

Player	Years	Att.	Yards	Avg.
1. Jim Brown	1957-65	2,650	15,459	5.8
2. Leroy Kelly	1964-73	2,087	12,329	5.9
3. Greg Pruitt	1973-81	1,595	10,700	6.7
4. Eric Metcalf	1989-94	1,155	9,108	7.9
5. Mike Pruitt	1976-84	1,860	8,538	4.6
6. Ozzie Newsome	1978-90	682	8,144	11.9
7. Kevin Mack	1985-93	1,488	6,725	4.5
8. Ray Renfro	1952-63	467	6,569	14.1
9. Earnest Byner	1984-88, 94-95	1,166	6,509	5.6
10. Ernie Green	1962-68	906	5,998	6.6

SCORING

Player	Year	TD	PAT	FG	Total
1. Jim Brown	1965	21	0	0	126
2. Leroy Kelly	1968	20	0	0	120
3. Lou Groza	1964	0	49	22	115
4. Matt Stover	1995	0	26	29	113
5. Matt Stover	1994	0	32	26	110
6. Jim Brown	1962	18	0	0	108
Jim Brown	1958	18	0	0	108
Lou Groza	1953	0	39	23	108
9. Matt Bahr	1988	0	32	24	104
10. Matt Bahr	1983	0	38	21	101

RUSHING YARDS

Player	Year	Att.	Yards	Avg.	TD
1. Jim Brown	1963	291	1,863	6.4	12
2. Jim Brown	1965	289	1,544	5.3	17
3. Jim Brown	1958	257	1,527	5.9	17
4. Jim Brown	1964	280	1,446	5.2	7
5. Jim Brown	1961	305	1,408	4.6	8
6. Jim Brown	1959	290	1,329	4.6	14
7. Mike Pruitt	1979	264	1,294	4.9	9
8. Jim Brown	1960	215	1,257	5.8	9
9. Leroy Kelly	1968	248	1,239	5.0	16
10. Leroy Kelly	1967	235	1,205	5.1	11

PASSING

Passing Yards

Player	Year	Att.	Comp.	Yards	TD	Int.	Rating
1. Brian Sipe	1980	554	337	4,132	30	14	91.4
2. Brian Sipe	1981	567	313	3,876	17	25	68.2
3. Bernie Kosar	1986	531	310	3,854	17	10	83.8
4. Brian Sipe	1979	535	286	3,793	28	26	73.4
5. Brian Sipe	1983	496	291	3,566	26	23	79.1
6. Bernie Kosar	1989	513	303	3,533	18	14	80.3
7. Bernie Kosar	1991	494	307	3,487	18	9	87.8
8. Paul McDonald	1984	493	271	3,472	14	23	67.3
9. Tim Couch	2001	454	272	3,040	17	21	73.1
10. Bernie Kosar	1987	389	241	3,033	22	9	95.4

Quarterback Rating (minimum 200 attempts)

Player	Year	Att.	Comp.	Yards	TD	Int.	Rating
1. Milt Plum	1960	250	151	2,297	21	21	110.37
2. Otto Graham	1953	258	167	2,722	11	9	99.66
3. Bernie Kosar	1987	389	241	3,033	22	9	95.41
4. Brian Sipe	1980	554	337	4,132	30	14	91.37
5. Frank Ryan	1963	256	135	2,038	25	13	90.59
6. Milt Plum	1961	302	177	2,416	18	10	90.33
7. Frank Ryan	1966	382	200	2,974	29	14	88.19
8. Bernie Kosar	1991	494	307	3,487	18	9	87.84
9. V. Testevedre	1995	392	241	2,883	17	10	87.79
10. Milt Plum	1959	266	156	1,992	14	8	87.17

RECEIVING

Receptions

Player	Year	Receptions
1. Ozzie Newsome	1984	89
Ozzie Newsome	1983	89
3. Kevin Johnson	2001	84
4. Ozzie Newsome	1981	69
5. Kevin Johnson	2002	67
6. Kevin Johnson	1999	66
7. Webster Slaughter	1989	65
Greg Pruitt	1981	65
9. Webster Slaughter	1991	64
10. Jamel White	2002	63
Eric Metcalf	1993	63
Mike Pruitt	1981	63
Mike Pruitt	1980	63

Receiving Yards

Player	Year	Yards
1. Webster Slaughter	1989	1,236
2. Kevin Johnson	2001	1,097
3. Paul Warfield	1968	1,067
4. Ozzie Newsome	1981	1,002
5. Ozzie Newsome	1984	1,001
6. Kevin Johnson	1999	986
7. Dave Logan	1979	982
8. Ozzie Newsome	1983	970
9. Quincy Morgan	2002	964
10. Gary Collins	1966	946

INTERCEPTIONS

Player	Year	No.	Yards	Avg.	TD
1. Anthony Henry	2001	10	177	17.7	1
Thom Darden	1978	10	200	20.0	0
3. Eric Turner	1994	9	199	22.1	1
Felix Wright	1989	9	91	10.1	1
Tommy James	1950	9	69	7.7	0
6. Thom Darden	1974	8	105	13.1	0
Ben Davis	1968	8	162	20.3	0
Mike Howell	1966	8	62	7.8	0
Ross Fichtner	1966	8	152	19.0	1
Jim Shofner	1960	8	75	9.4	0
Bobby Franklin	1960	8	131	16.4	2
Warren Lahr	1950	8	99	12.4	2

PUNTING GROSS AVERAGE

Player	Year	No.	Yards	Avg.	LG	Block
1. Gary Collins	1965	65	3,035	46.69	71	0
2. Horace Gillom	1952	61	2,787	45.69	73	1
3. Chris Gardocki	2000	108	4,919	45.55	67	0
4. Horace Gillom	1951	73	3,321	45.49	66	0
5. Brian Hansen	1993	82	3,632	44.29	72	2
6. Chris Gardocki	1999	106	4,645	43.82	61	0
7. Horace Gillom	1953	63	2,760	43.81	67	0
8. Tom Tupa	1995	59	2,584	43.80	64	0
9. Steve Cox	1984	74	3,213	43.42	69	2
10. Sam Baker	1961	53	2,296	43.32	62	0

PUNT RETURN AVERAGE

Player	Year	No.	Yards	Avg.	TD
1. Leroy Kelly	1965	17	265	15.6	2
2. Dennis Northcutt	2002	25	367	14.7	2
3. Greg Pruitt	1974	27	349	12.9	0
Eric Metcalf	1993	36	464	12.9	2
5. Ben Davis	1967	18	229	12.7	1
6. Ken Carpenter	1951	14	173	12.4	0
7. Bobby Mitchell	1958	14	165	11.8	1
8. Bobby Mitchell	1961	14	164	11.7	1
9. Gerald McNeil	1987	34	386	11.4	0
10. Greg Pruitt	1973	16	180	11.3	0

KICKOFF RETURN AVERAGE

Player	Year	No.	Yards	Avg.	TD
1. Billy Reynolds	1954	14	413	29.5	0
2. Bo Scott	1969	25	722	28.9	0
3. Greg Pruitt	1973	16	453	28.3	0
4. Greg Pruitt	1974	22	606	27.5	1
Walter Roberts	1964	24	661	27.5	0
6. Walter Roberts	1965	18	493	27.4	0
7. Charley Scales	1963	16	432	27.0	0
8. Randy Baldwin	1994	28	753	26.9	1
9. Keith Wright	1979	15	402	26.8	0
Bobby Mitchell	1961	16	428	26.8	1

COMBINED YARDS

Player	Year	Att.	Yards	Avg.
1. Jim Brown	1963	315	2,131	6.8
2. Leroy Kelly	1966	273	2,014	7.4
3. Eric Metcalf	1993	243	1,932	8.0
4. Jim Brown	1961	353	1,917	5.4
5. Jim Brown	1965	323	1,872	5.8
6. Greg Pruitt	1975	288	1,798	6.2
7. Jim Brown	1964	316	1,786	5.7
8. Greg Pruitt	1974	196	1,769	9.0
9. Jim Brown	1960	248	1,761	7.1
10. Eric Metcalf	1990	189	1,752	9.3

RUSHING YARDS

Player	Opponent	Date	Yards
1. Jim Brown	vs. Philadelphia Eagles	11/19/1961	237
Jim Brown	vs. Los Angeles Rams	11/24/1957	237
3. Jim Brown	at Dallas Cowboys	09/22/1963	232
Bobby Mitchell	at Washington Redskins	11/15/1959	232
5. Jim Brown	at Philadelphia Eagles	11/03/1963	223
6. Greg Pruitt	vs. Kansas City Chiefs	12/14/1975	214
7. Greg Pruitt	at Atlanta Falcons	10/17/1976	191
8. Earnest Byner	at Houston Oilers	12/16/1984	188
Jim Brown	at Dallas Cowboys	10/18/1964	188
Marion Motley	vs. Pittsburgh Steelers	10/29/1950	188

PASSING

Passing Yards

Player	Opponent	Date	Yards	Attempts	Completions
1. Brian Sipe	vs. Baltimore Colts	10/25/1981	444	41	30
2. Bernie Kosar	vs. Pittsburgh Steelers	11/23/1986	414	46	28
3. Bernie Kosar	vs. Miami Dolphins	11/10/1986	401	50	32
Otto Graham	at Pittsburgh Steelers	10/04/1952	401	49	21
5. Brian Sipe	vs. Green Bay Packers	10/19/1980	391	39	24
6. Brian Sipe	vs. San Diego Chargers	09/07/1981	375	57	31
7. Otto Graham	vs. Chicago Cardinals	10/15/1950	369	35	22
8. Frank Ryan	at St Louis Cardinals	12/17/1966	367	30	17
9. Brian Sipe	vs. Miami Dolphins	11/18/1979	358	42	23
10. Bernie Kosar	at Indianapolis Colts	12/10/1989	353	40	26

Highest Quarterback Rating (minimum 15 attempts)

Player	Opponent	Date	Rating
1. Brian Sipe	vs. Buffalo Bills	10/29/1978	158.33
Otto Graham	vs. Chicago Cardinals	10/10/1954	158.33
3. Milt Plum	vs. St. Louis Cardinals	11/13/1960	154.86
4. Milt Plum	vs. Washington Redskins	10/25/1959	153.94
5. Brian Sipe	at Baltimore Colts	11/19/1978	150.57
6. Frank Ryan	at New York Giants	10/24/1965	146.39
7. Bernie Kosar	vs. Dallas Cowboys	12/04/1988	145.29
8. Milt Plum	vs. Philadelphia Eagles	10/23/1960	145.08
9. Gary Danielson	at Cincinnati Bengals	10/18/1987	144.02
10. Jim Ninowski	at St. Louis Cardinals	10/21/1962	139.87

RECEIVING

Receptions

Player	Opponent	Date	Receptions
1. Ozzie Newsome	vs. New York Jets	10/14/1984	14
2. Webster Slaughter	at Pittsburgh Steelers	12/22/1991	11
Mac Speedie	vs. Chicago Cardinals	11/09/1952	11
4. Jamel White	at Tampa Bay Buccaneers	10/13/2002	10
Darrin Chiaverini	vs. Jacksonville Jaguars	12/19/1999	10
Leroy Hoard	vs. Houston Oilers	12/15/1991	10
Leroy Hoard	at Houston Oilers	11/17/1991	10
Brian Brennan	at Cincinnati Bengals	10/18/1987	10
Ozzie Newsome	vs. Houston Oilers	11/25/1984	10
Ozzie Newsome	vs. San Diego Chargers	12/05/1982	10
Gern Nagler	at Pittsburgh Steelers	11/20/1960	10
Dub Jones	at Washington Redskins	12/10/1950	10

Receiving Yards

Player	Opponent	Date	Yards
1. Ozzie Newsome	vs. New York Jets	10/14/1984	191
2. Webster Slaughter	vs. Chicago Bears	10/23/1989	186
3. Webster Slaughter	vs. Houston Oilers	10/29/1989	184
4. Darrel Brewster	vs. New York Giants	12/06/1953	182
5. Eric Metcalf	at Los Angeles Raiders	09/20/1992	177
Reggie Rucker	vs. Miami Dolphins	11/18/1979	177
Gern Nagler	at Pittsburgh Steelers	11/20/1960	177
8. Brian Brennan	vs. San Diego Chargers	12/21/1986	176
9. Andre Rison	at Cincinnati Bengals	10/29/1995	173
10. Derrick Alexander	vs. New York Giants	12/04/1994	171

PUNT RETURN YARDS

Player	Opponent	Date	Yards
1. Eric Metcalf	vs. Pittsburgh Steelers	10/24/1993	166
2. Eric Metcalf	at Cincinnati Bengals	09/04/1994	115
3. Leroy Kelly	at Pittsburgh Steelers	11/28/1965	109
4. Gerald McNeil	vs. Detroit Lions	09/28/1986	106
5. Dennis Northcutt	at Tennessee Titans	09/22/2002	105
6. Gerald McNeil	at Indianapolis Colts	12/10/1989	103
7. Ken Carpenter	vs. Washington Redskins	11/30/1952	101
8. Eric Metcalf	vs. Chicago Bears	11/29/1992	100
9. Dennis Northcutt	vs. Pittsburgh Steelers	11/03/2002	87
Eric Metcalf	at Houston Oilers	11/08/1992	87

KICKOFF RETURN YARDS

Player	Opponent	Date	Yards
1. Dino Hall	vs. Pittsburgh Steelers	10/07/1979	172
2. Dino Hall	vs. Cincinnati Bengals	11/29/1981	169
3. Andre' Davis	vs. Houston Texans	10/20/2002	168
4. Eric Metcalf	at Houston Oilers	12/09/1990	165
Greg Pruitt	at San Diego Chargers	11/03/1974	165
6. Dino Hall	at Pittsburgh Steelers	11/25/1979	162
Billy Lefear	at Cincinnati Bengals	12/09/1973	162
8. Eric Metcalf	at New York Jets	09/16/1990	160
9. Glen Young	at New York Giants	12/01/1985	157
10. Gerald McNeil	at Pittsburgh Steelers	10/05/1986	145

COMBINED YARDS

Player	Opponent	Date	Yards
1. Jim Brown	vs. Philadelphia Eagles	11/19/1961	313 (237 R, 52 P, 24 KR, 0 PR)
2. Greg Pruitt	vs. Cincinnati Bengals	11/23/1975	304 (121 R, 106 P, 36 KR, 41 PR)
3. Leroy Kelly	vs. New York Giants	12/04/1966	299 (126 R, 71 P, 102 KR, 0 PR)
4. Jim Brown	at Los Angeles Rams	11/24/1957	269 (237 R, 21 P, 11 KR, 0 PR)
5. Jim Brown	at Washington Redskins	09/15/1963	262 (162 R, 100 P, 0 KR, 0 PR)
6. Greg Pruitt	at San Diego Chargers	11/03/1974	259 (47 R, 38 P, 165 KR, 9 PR)
7. Jim Brown	at Washington Redskins	12/04/1960	252 (135 R, 64 P, 53 KR, 0 PR)
8. Leroy Kelly	vs. St. Louis Cardinals	09/25/1966	242 (109 R, 36 P, 88 KR, 9 PR)
9. Boyce Green	vs. Houston Oilers	10/30/1983	239 (107 R, 40 P, 92 KR, 0 PR)
10. Greg Pruitt	vs. New York Jets	12/10/1978	238 (138 R, 69 P, 31 KR, 0 PR)

Longest Rushing Plays

1. 90 — Bobby Mitchell vs. Washington Redskins, Nov. 15, 1959 (TD)
2. 80 — Jim Brown vs. Washington Redskins, Sept. 15, 1963 (TD)
3. 78 — Greg Pruitt vs. Kansas City Chiefs, Oct. 30, 1977 (TD)
4. 77 — Mike Pruitt vs. Oakland Raiders, Dec. 9, 1979 (TD)
5. 73 — Ernie Green vs. Detroit Lions, Dec. 8, 1963
6. 71 — Mike Pruitt vs. Buffalo Bills, Oct. 29, 1978 (TD)
71 — Jim Brown vs. Dallas Cowboys, Oct. 18, 1964
71 — Jim Brown vs. Dallas Cowboys, Sept. 22, 1963 (TD)
71 — Jim Brown vs. Philadelphia Eagles, Nov. 23, 1960 (TD)

Longest Passing Plays

1. 97 — Bernie Kosar to Webster Slaughter vs. Chicago Bears, Oct. 23, 1989 (TD)
2. 87 — Bill Nelsen to Milt Morin vs. Philadelphia Eagles, Nov. 24, 1968
3. 86 — Milt Plum to Leon Clarke vs. Philadelphia Eagles, Oct. 23, 1960 (TD)
4. 83 — Frank Ryan to Jim Brown vs. Washington Redskins, Sept. 15, 1963 (TD)
5. 82 — Bill Nelsen to Paul Warfield vs. St. Louis Cardinals, Dec. 14, 1969 (TD)
6. 81 — Vinny Testaverde to Derrick Alexander vs. Arizona Cardinals, Sept. 18, 1994 (TD)
81 — Otto Graham to Dub Jones vs. San Francisco 49ers, Sept. 30, 1951 (TD)
8. 80 — Bernie Kosar to Webster Slaughter vs. Houston Oilers, Oct. 29, 1989 (TD)
80 — Mike Phipps to Frank Pitts vs. New York Jets, Dec. 17, 1972 (TD)
80 — Frank Ryan to Walter Roberts vs. Washington Redskins, Sept. 19, 1965 (TD)
80 — Otto Graham to Dub Jones vs. Pittsburgh Steelers, Oct. 29, 1950 (TD)

Longest Punts

1. 80 — Horace Gillom vs. New York Giants, Nov. 28, 1954
2. 75 — Horace Gillom vs. Pittsburgh Steelers, Oct. 29, 1950
3. 73 — Brian Hansen vs. Denver Broncos, Sept. 27, 1992
73 — Gary Collins vs. Pittsburgh Steelers, Oct. 5, 1963
73 — Horace Gillom vs. Washington Redskins, Oct. 26, 1952
6. 72 — Brian Hansen at Cincinnati Bengals, Oct. 17, 1993
7. 71 — Don Cockroft vs. Kansas City Chiefs, Dec. 2, 1973
71 — Don Cockroft vs. Houston Oilers, Nov. 22, 1970
71 — Gary Collins vs. Philadelphia Eagles, Oct. 2, 1965
10. 70 — Fred Morrison vs. Baltimore Colts, Nov. 11, 1956

Longest Punt Returns

1. 92 — Eric Metcalf at Cincinnati Bengals, Sept. 4, 1994 (TD)
2. 91 — Eric Metcalf vs. Pittsburgh Steelers, Oct. 24, 1993 (TD)
3. 87 — **Dennis Northcutt vs. Pittsburgh Steelers, Nov. 3, 2002 (TD)**
4. 84 — Gerald McNeil vs. Detroit Lions, Sept. 28, 1986 (TD)
5. 78 — Bobby Mitchell vs. New York Giants, Dec. 6, 1959 (TD)
6. 75 — Eric Metcalf vs. Pittsburgh Steelers, Oct. 24, 1993 (TD)
75 — Eric Metcalf vs. Chicago Bears, Nov. 29, 1992 (TD)
8. 74 — **Dennis Northcutt at Tennessee Titans, Sept. 22, 2002 (TD)**
74 — Leroy Kelly vs. Denver Broncos, Oct. 24, 1971
10. 73 — Eric Metcalf vs. Cincinnati Bengals, Oct. 23, 1994 (TD)
11. 72 — Greg Pruitt vs. Denver Broncos, Oct. 27, 1974
12. 69 — Derrick Alexander vs. Buffalo Bills, Oct. 2, 1995
13. 68 — Leroy Kelly vs. New York Giants, Oct. 25, 1964 (TD)
68 — Bobby Mitchell vs. Philadelphia Eagles, Nov. 23, 1958 (TD)

Longest Kickoff Returns

1. 104 — Carl Ward vs. Washington Redskins, Nov. 26, 1967 (TD)
2. 102 — Leroy Bolden vs. Chicago Cardinals, Oct. 26, 1958 (TD)
3. 101 — Eric Metcalf at Houston Oilers, Dec. 9, 1990 (TD)
4. 100 — Gerald McNeil at Pittsburgh Steelers, Oct. 5, 1986 (TD)
5. 98 — Eric Metcalf at New York Jets, Sept. 16, 1990 (TD)

- 98 — Bobby Mitchell vs. Philadelphia Eagles, Nov. 23, 1958 (TD)
- 7. 95 — **Andre' Davis vs. Houston Texans, Oct. 20, 2002 (TD)**
- 8. 94 — Homer Jones vs. New York Jets, Sept. 21, 1970 (TD)
- 9. 92 — Billy Lefear vs. Cincinnati Bengals, Nov. 23, 1975
- 10. 91 — Bobby Mitchell vs. Philadelphia Eagles, Nov. 19, 1961 (TD)
- 90 — Bobby Mitchell vs. Dallas Cowboys, Oct. 16, 1960 (TD)

Longest Interception Returns

- 1. 97 — **Anthony Henry vs. Jacksonville Jaguars, Dec. 16, 2001 (TD)**
- 97 — Najee Mustafaafa vs. Miami Dolphins, Oct. 10, 1993 (TD)
- 3. 93 — Eric Turner vs. Arizona Cardinals, Sept. 18, 1994 (TD)
- 4. 92 — David Brandon vs. Chicago Bears, Nov. 29, 1992 (TD)
- 92 — Bernie Parrish vs. Chicago Bears, Dec. 11, 1960 (TD)
- 6. 88 — Ross Fichtner (lateral from Erich Barnes) vs. New Orleans Saints, Oct. 1, 1967
- 7. 79 — Jim Houston vs. New York Giants, Dec. 3, 1967 (TD)
- 8. 75 — Brian Washington at Pittsburgh Steelers, Oct. 2, 1988 (TD)
- 9. 71 — **Kenard Lang vs. Cincinnati Bengals, Sept. 15, 2002**
- 10. 70 — Johnny Brewer vs. Washington Redskins, Nov. 26, 1967 (TD)
- 11. 68 — Felix Wright vs. Los Angeles Rams, Oct. 26, 1987
- 68 — Mike Howell vs. Washington Redskins, Dec. 19, 1971
- 13. 65 — Walter Beach vs. Detroit Lions, Nov. 15, 1964 (TD)
- 14. 65 — Chip Banks vs. New England Patriots, Nov. 20, 1983 (TD)
- 15. 64 — Mike Johnson vs. San Diego Chargers, Sept. 23, 1990 (TD)

Longest Fumble Returns

- 1. 89 — Don Paul vs. Pittsburgh Steelers, Nov. 10, 1957 (TD)
- 2. 73 — Stevon Moore at Houston Oilers, Nov. 8, 1992 (TD)
- 3. 55 — Earnest Byner vs. Buffalo Bills, Nov. 4, 1984 (TD)
- 4. 54 — Len Ford vs. Philadelphia Eagles, Nov. 13, 1955
- 5. 47 — George Young vs. Washington Redskins, Oct. 14, 1951 (TD)
- 47 — Nick Roman vs. Denver Broncos, Oct. 27, 1974
- 7. 44 — Junior Wren vs. Chicago Cardinals, Oct. 4, 1959 (TD)
- 8. 42 — Jerry Helluin vs. Philadelphia Eagles, Oct. 10, 1953 (TD)
- 9. 39 — Chuck Noll vs. Green Bay Packers, Nov. 4, 1956 (TD)
- 10. 38 — Horace Gillom vs. Pittsburgh Steelers, Oct. 21, 1951 (TD)
- 11. 37 — Tom James vs. Chicago Cardinals, Nov. 29, 1953 (TD)
- 37 — Vince Newsome at Washington Redskins, Oct. 13, 1991 (TD)

Longest Field Goals

- 1. 60 — Steve Cox vs. Cincinnati Bengals, Oct. 21, 1984
- 2. 58 — Steve Cox vs. Denver Broncos, Dec. 4, 1983
- 3. 57 — Don Cockroft vs. Denver Broncos, Oct. 29, 1972
- 4. 55 — Matt Stover at Houston Oilers, Nov. 17, 1991
- 5. 53 — Matt Stover at Houston Oilers, Dec. 12, 1993
- 6. 52 — **Phil Dawson vs. Cincinnati Bengals, Sept. 15, 2002**
- 52 — Matt Bahr at Minnesota Vikings, Oct. 26, 1986
- 52 — Lou Groza vs. New York Giants, Oct. 12, 1952
- 9. 51 — Matt Stover vs. Pittsburgh Steelers, Oct. 11, 1992
- 51 — Don Cockroft vs. St. Louis Cardinals, Oct. 28, 1979
- 51 — Lou Groza vs. Pittsburgh Steelers, Oct. 28, 1962
- 51 — Lou Groza vs. Chicago Cardinals, Dec. 16, 1956
- 13. 50 — **Phil Dawson at Tampa Bay Buccaneers, Oct. 13, 2002**
- 50 — Matt Stover vs. Philadelphia Eagles, Nov. 10, 1991
- 50 — Matt Bahr at Miami Dolphins, Oct. 8, 1989
- 50 — Matt Bahr vs. Cincinnati Bengals, Oct. 21, 1984
- 50 — Don Cockroft vs. Pittsburgh Steelers, Oct. 10, 1976
- 50 — Don Cockroft vs. St. Louis Cardinals, Dec. 14, 1968
- 50 — Lou Groza vs. Pittsburgh Steelers, Nov. 22, 1953

SERVICE

Most Seasons

- 17 Lou Groza (1950-59, 1961-67)
- 16 Clay Matthews (1978-93)
- 15 Gene Hickerson (1958-60, 1962-73)

Most Consecutive Seasons

- 16 Clay Matthews (1978-93)
- 14 Doug Dieken (1971-84)
- 13 Don Cockroft (1968-80)
- 13 Jim Houston (1960-72)
- 13 Dick Schafrath (1959-71)
- 13 Clarence Scott (1971-83)
- 13 Ozzie Newsome (1978-90)
- 12 Gene Hickerson (1962-73)
- 12 Walter Johnson (1965-76)
- 12 Ray Renfro (1952-63)
- 12 Jerry Sherk (1970-81)

Most Games

- 232 Clay Matthews (1978-93)
- 216 Lou Groza (1950-59, 1961-67)
- 203 Doug Dieken (1971-84)
- 202 Gene Hickerson (1958-60, 1962-73)

Most Consecutive Games

- 203 Doug Dieken (1971-84)
- 188 Don Cockroft (1968-80)
- 178 Clarence Scott (1971-83)
- 168 Walter Johnson (1965-76)
- 165 Gene Hickerson (1962-73)

Most Consecutive Starts

- 194 Doug Dieken (1971-84)

SCORING

Most Points - Career

- 1,349 Lou Groza (1950-59, 61-67); 234 FG, 641 PAT, 1 TD
- 1,080 Don Cockroft (1968-80); 216 FG, 432 PAT
- 756 Jim Brown (1957-65); 126 TD
- 677 Matt Bahr (1981-89); 143 FG, 248 PAT
- 540 Leroy Kelly (1964-73); 90 TD
- 473 Matt Stover (1991-95); 108 FG, 149 PAT
- 420 Gary Collins (1962-71); 70 TD
- 330 Ray Renfro (1952-63); 55 TD
- 324 Kevin Mack (1985-93); 54 TD
- 318 Paul Warfield (1964-69, 76-77); 53 TD
- 312 Mike Pruitt (1976-84); 52 TD
- 307 Phil Dawson (1999-02); 66 FG, 103 PAT, 1 TD**
- 294 Ozzie Newsome (1978-90); 49 TD

Most Points - Season

- 126 Jim Brown (1965); 21 TD
- 120 Leroy Kelly (1968); 20 TD
- 115 Lou Groza (1964); 22 FG, 49 PAT
- 113 Matt Stover (1995); 29 FG, 26 PAT

- 110 Matt Stover (1994); 26 FG, 32 PAT
- 108 Jim Brown (1962); 18 TD
- 108 Jim Brown (1958); 18 TD
- 108 Lou Groza (1953); 23 FG, 39 PAT
- 104 Matt Bahr (1988); 24 FG, 32 PAT
- 101 Matt Bahr (1983); 21 FG, 38 PAT
- 100 Phil Dawson (2002); 22 FG, 34 PAT**
- 100 Don Cockroft (1968); 18 FG, 46 PAT

Most Points - Game

- 36 Dub Jones (11/25/1951 vs. Chicago Bears); 6 TD
- 30 Jim Brown (11/01/1959 at Baltimore Colts); 5 TD
- 24 Eric Metcalf (09/20/1992 at Los Angeles Raiders); 4 TD
- 24 Leroy Kelly (12/01/1968 vs. New York Giants); 4 TD
- 24 Jim Brown (11/28/1965 at Pittsburgh Steelers); 4 TD
- 24 Jim Brown (11/18/1962 vs. St. Louis Cardinals); 4 TD
- 24 Jim Brown (11/19/1961 vs. Philadelphia Eagles); 4 TD
- 24 Jim Brown (10/26/1958 at Chicago Cardinals); 4 TD
- 24 Jim Brown (11/24/1957 vs. Los Angeles Rams); 4 TD

Most Consecutive Games Scoring

- 107 Lou Groza (1950) 9 – (1959) 2

Most Seasons, 100 or More Points

- 3 Jim Brown (1958, 1962, 1965)

Most Total TDs - Career

- 126 Jim Brown (1957-65); 106 Rush, 20 Rec
- 90 Leroy Kelly (1964-73); 74 Rush, 13 Rec, 3 Ret
- 70 Gary Collins (1962-71); 70 Rec
- 55 Ray Renfro (1952-63); 4 Rush, 50 Rec, 1 Ret
- 54 Kevin Mack (1985-93); 46 Rush, 8 Rec

Most Total TDs - Season

- 21 Jim Brown (1965); 17 Rush, 4 Rec
- 20 Leroy Kelly (1968); 16 Rush, 4 Rec
- 18 Jim Brown (1962); 13 Rush, 5 Rec
- 18 Jim Brown (1958); 17 Rush, 1 Rec
- 16 Leroy Kelly (1966); 15 Rush, 1 Rec
- 15 Jim Brown (1963); 12 Rush, 3 Rec
- 14 Jim Brown (1959); 14 Rush
- 13 Leroy Kelly (1967); 11 Rush, 2 Rec
- 13 Gary Collins (1963); 13 Rec
- 12 Mike Pruitt (1983); 10 Rush, 2 Rec
- 12 Leroy Kelly (1971); 10 Rush, 2 Rec
- 12 Paul Warfield (1968); 12 Rec
- 12 Gary Collins (1966); 12 Rec

- 12 Bobby Mitchell (1960); 5 Rush, 6 Rec, 1 Ret
- 12 Dub Jones (1951); 7 Rush, 5 Rec

Most Total TDs - Game

- 6 Dub Jones (11/25/1951 vs. Chicago Bears); 4 Rush, 2 Rec
- 5 Jim Brown (11/01/1959 at Baltimore Colts); 5 Rush
- 4 Eric Metcalf (09/20/1992 at Los Angeles Raiders); 1 Rush, 3 Rec
- 4 Leroy Kelly (12/01/1968 vs. New York Giants); 4 Rush
- 4 Jim Brown (11/28/1965 at Pittsburgh Steelers); 3 Rush, 1 Rec
- 4 Jim Brown (11/18/1962 vs. St. Louis Cardinals); 4 Rush
- 4 Jim Brown (11/19/1961 vs. Philadelphia Eagles); 4 Rush
- 4 Jim Brown (10/26/1958 at Chicago Cardinals); 4 Rush
- 4 Jim Brown (11/24/1957 vs. Los Angeles Rams); 4 Rush

Most Consecutive Games

Scoring Touchdowns

- 10 Jim Brown (1965)
- 9 Leroy Kelly (1968)

Most Return TDs - Career

(Defense/Special Teams)

- 7 Eric Metcalf (1989-94)
- 6 Bobby Mitchell (1958-61)
- 5 Warren Lahr (1950-59)
- 5 Ken Konz (1953-59)
- 4 Bernie Parrish (1959-66)
- 3 David Brandon (1991-93)
- 3 David Grayson (1987-90)
- 3 Felix Wright (1985-90)
- 3 Thom Darden (1972-74, 76-81)
- 3 Clarence Scott (1971-83)
- 3 Erich Barnes (1965-71)
- 3 Leroy Kelly (1964-73)
- 3 Jim Houston (1960-72)
- 3 Ross Fichtner (1960-67)
- 3 Don Paul (1954-58)

Most Return TDs - Season

(Defense/Special Teams)

- 2 Dennis Northcutt (2002)
- 2 Eric Metcalf (1994)
- 2 Eric Metcalf (1993)
- 2 David Brandon (1992)
- 2 Eric Metcalf (1990)
- 2 Thane Gash (1989)
- 2 David Grayson (1989)
- 2 Gerald McNeil (1986)
- 2 Jim Houston (1967)
- 2 Leroy Kelly (1965)
- 2 Bobby Mitchell (1961)

- 2 Bobby Franklin (1960)
- 2 Bobby Mitchell (1958)
- 2 Ken Konz (1954)
- 2 Warren Lahr (1951)
- 2 Warren Lahr (1950)

Most Return TDs - Game

(Defense/Special Teams)

- 2 Eric Metcalf (10/24/1993 vs. Pittsburgh Steelers)
- 2 David Grayson (09/10/1989 at Pittsburgh Steelers)
- 2 Bobby Franklin (12/11/1960 vs. Chicago Bears)
- 2 Bobby Mitchell (11/23/1958 vs. Philadelphia Eagles)

Most Extra Points - Career

- 641 Lou Groza (1950-59, 1961-67)
- 432 Don Cockroft (1968-80)
- 248 Matt Bahr (1981-89)
- 156 Matt Stover (1991-95)
- 103 Phil Dawson (1999-2002)**
- 44 Sam Baker (1960-61)

Most Extra Points - Season

- 51 Lou Groza (1966)
- 49 Lou Groza (1964)
- 46 Don Cockroft (1968)
- 45 Don Cockroft (1969)
- 45 Lou Groza (1965)

Most Extra Points - Game

- 8 Lou Groza (12/06/1953 vs. New York Giants)
- 7 Lou Groza (12/04/1966 vs. New York Giants)
- 7 Lou Groza (12/12/1964 at New York Giants)
- 7 Lou Groza (10/19/1952 at Philadelphia Eagles)
- 7 Lou Groza (12/02/1951 vs. Chicago Cardinals)

Most Consecutive Extra Points Made

- 138 Lou Groza (1963-66)

Most Field Goals - Career

- 234 Lou Groza (1950-59, 1961-67)
- 216 Don Cockroft (1968-80)
- 143 Matt Bahr (1981-89)
- 108 Matt Stover (1991-95)
- 66 Phil Dawson (1999-2002)**
- 14 Jerry Kauric (1990)

Most Field Goals - Season

- 29 Matt Stover (1995)
- 26 Matt Stover (1994)
- 24 Matt Bahr (1988)
- 24 Matt Bahr (1984)
- 23 Lou Groza (1953)

- 22 Phil Dawson (2002)
- 22 Phil Dawson (2001)
- 22 Don Cockroft (1973)
- 22 Don Cockroft (1972)
- 22 Lou Groza (1964)

Most Field Goals - Game

- 5 Matt Stover (10/29/1995 at Cincinnati Bengals)
- 5 Don Cockroft (10/19/1975 at Denver Broncos)
- 4 Phil Dawson (09/08/2002 vs. Kansas City Chiefs)
- 4 Phil Dawson (11/25/2001 vs. Cincinnati Bengals)
- 4 Phil Dawson (11/12/2000 vs. New England Patriots)
- 4 Matt Stover, 4 times, most recent (12/17/1995 vs. Cincinnati Bengals)
- 4 Don Cockroft, 4 times, most recent (09/02/1979 at New York Jets)

Most Consecutive Games Field Goal Made

- 14 Lou Groza (1950) 10 (1951) 4

Most Consecutive Field Goals Made

- 23 Matt Stover (1994) 20 (1995) 3
- 21 Phil Dawson (2001) 15 (2002) 6
- 16 Don Cockroft (1974) 11 (1975) 5

Highest Field Goal Percentage - Career (minimum 50 attempts)

- 81.20 Matt Stover (1991-95); 108-133
- 80.48 Phil Dawson (1999-2002); 66-82
- 74.09 Matt Bahr (1981-89); 143-193
- 65.85 Don Cockroft (1968-80); 216-328
- 58.10 Lou Groza (1950-59, 1961-67); 233-401

Highest Field Goal Percentage - Season (minimum 14 attempts)

- 92.86 Matt Stover (1994); 26-28
- 90.63 Matt Stover (1995); 29-32
- 88.46 Lou Groza (1953); 23-26
- 88.00 Phil Dawson (2001); 22-25
- 87.50 Matt Bahr (1983); 21-24
- 87.50 Don Cockroft (1974); 14-16

Most Safeties - Career

- 2 Walter Johnson (1965-76)

Most Safeties - Season

- 1 By 12 players; most recent Orpheus Roye (2001)

RUSHING

Most Rushing Attempts - Career

- 2,359 Jim Brown (1957-65)
- 1,727 Leroy Kelly (1964-73)
- 1,593 Mike Pruitt (1976-84)
- 1,291 Kevin Mack (1985-93)
- 1,158 Greg Pruitt (1973-81)

- 862 Earnest Byner (1984-88, 94-95)
- 668 Ernie Green (1962-68)
- 592 Eric Metcalf (1989-94)
- 554 Bo Scott (1969-74)
- 546 Cleo Miller (1975-82)
- 541 Leroy Hoard (1990-95)
- 423 Bobby Mitchell (1958-61)
- 346 Ken Brown (1970-75)

Most Rushing Attempts - Season

- 305 Jim Brown (1961)
- 293 Mike Pruitt (1983)
- 291 Jim Brown (1963)
- 290 Jim Brown (1959)
- 289 Jim Brown (1965)
- 280 Jim Brown (1964)
- 264 Mike Pruitt (1979)
- 257 Jim Brown (1958)
- 249 Mike Pruitt (1980)
- 248 Leroy Kelly (1968)
- 247 Mike Pruitt (1981)
- 244 Earnest Byner (1985)
- 243 William Green (2002)

Most Rushing Attempts - Game

- 37 Jim Brown (10/04/1959 at Chicago Cardinals)
- 34 Jim Brown (11/19/1961 vs. Philadelphia Eagles)
- 34 Jim Brown (10/12/1958 vs. Chicago Cardinals)
- 33 Jim Brown (12/13/1959 at Philadelphia Eagles)
- 32 Larry Mason (10/04/1987 at New England Patriots)
- 32 Mike Pruitt (12/03/1981 at Houston Oilers)
- 32 Jim Brown (11/01/1959 at Baltimore Colts)
- 31 Earnest Byner (12/17/1995 vs. Cincinnati Bengals)
- 31 Jim Brown (11/24/1957 vs. Los Angeles Rams)
- 30 Boyce Green (11/18/1984 at Atlanta Falcons)
- 30 Mike Pruitt (12/11/1983 at Houston Oilers)
- 30 Mike Pruitt (09/12/1982 at Seattle Seahawks)
- 30 Leroy Kelly (10/20/1968 at Baltimore Colts)

Most Rushing Yards - Career

- 12,312 Jim Brown (1957-65)
- 7,274 Leroy Kelly (1964-73)
- 6,540 Mike Pruitt (1976-84)
- 5,496 Greg Pruitt (1973-81)
- 5,123 Kevin Mack (1985-93)
- 3,364 Earnest Byner (1984-88, 94-95)

- 3,204 Ernie Green (1962-68)
- 2,297 Bobby Mitchell (1958-61)
- 2,286 Cleo Miller (1975-82)
- 2,229 Eric Metcalf (1989-94)
- 2,164 Leroy Hoard (1990-95)
- 2,124 Bo Scott (1969-74)
- 1,655 Marion Motley (1950-53)
- 1,398 Fred Morrison (1954-56)
- 1,380 Dub Jones (1950-55)

Most Rushing Yards - Season

- 1,863 Jim Brown (1963)
- 1,544 Jim Brown (1965)
- 1,527 Jim Brown (1958)
- 1,446 Jim Brown (1964)
- 1,408 Jim Brown (1961)
- 1,329 Jim Brown (1959)
- 1,294 Mike Pruitt (1979)
- 1,257 Jim Brown (1960)
- 1,239 Leroy Kelly (1968)
- 1,205 Leroy Kelly (1967)
- 1,184 Mike Pruitt (1983)
- 1,141 Leroy Kelly (1966)
- 1,104 Kevin Mack (1985)
- 1,103 Mike Pruitt (1981)
- 1,086 Greg Pruitt (1977)

Most Rushing Yards - Game

- 237 Jim Brown (11/19/1961 vs. Philadelphia Eagles)
- 237 Jim Brown (11/24/1957 vs. Los Angeles Rams)
- 232 Jim Brown (09/22/1963 at Dallas Cowboys)
- 232 Bobby Mitchell (11/15/1959 at Washington Redskins)
- 223 Jim Brown (11/03/1963 at Philadelphia Eagles)
- 214 Greg Pruitt (12/14/1975 vs. Kansas City Chiefs)
- 191 Greg Pruitt (10/17/1976 at Atlanta Falcons)
- 188 Earnest Byner (12/16/1984 at Houston Oilers)
- 188 Jim Brown (10/18/1964 at Dallas Cowboys)
- 188 Marion Motley (10/29/1950 vs. Pittsburgh Steelers)
- 182 Greg Pruitt (12/17/1978 at Cincinnati Bengals)
- 182 Jim Brown (10/12/1958 vs. Chicago Cardinals)
- 180 Jim Brown (10/26/1958 at Chicago Cardinals)
- 179 Jim Brown (12/01/1963 at St. Louis Cardinals)
- 178 William Green (12/29/2002 vs. Atlanta Falcons)

- 178 Jim Brown (11/01/1959 at Baltimore Colts)
- 178 Marion Motley (11/19/1950 vs. Washington Redskins)

Most Seasons 1,000 or More Yards Rushing

- 7 Jim Brown (1958-61, 1963-65)
- 4 Mike Pruitt (1979-81, 1983)
- 3 Leroy Kelly (1966-68)
- 3 Greg Pruitt (1975-77)

Most Games 100 or More Yards Rushing - Career

- 58 Jim Brown (1957-65)
- 27 Leroy Kelly (1964-73)
- 17 Greg Pruitt (1973-81)
- 16 Mike Pruitt (1976-84)
- 9 Kevin Mack (1985-93)
- 8 Bobby Mitchell (1958-61)
- 5 Earnest Byner (1984-88, 1994-95)

Most Games 100 or More Yards Rushing - Season

- 9 Jim Brown (1958, 1963)
- 8 Jim Brown (1959, 1965)
- 7 Jim Brown (1960)
- 7 Leroy Kelly (1968)
- 6 Jim Brown (1961, 1964)
- 6 Leroy Kelly (1966)
- 5 Leroy Kelly (1967)
- 5 Greg Pruitt (1978)
- 5 Mike Pruitt (1979, 1983)

Most Consecutive 100-Yard Rushing Games

- 6 Jim Brown (1958)
- 5 Jim Brown (1961)
- 4 Jim Brown (1959, 1960)
- 4 Leroy Kelly (1968)

Most Rushing TDs - Career

- 106 Jim Brown (1957-65)
- 74 Leroy Kelly (1964-73)
- 47 Mike Pruitt (1976-84)
- 46 Kevin Mack (1985-93)
- 33 Otto Graham (1950-55)
- 27 Earnest Byner (1984-88, 94-95)
- 25 Greg Pruitt (1973-81)
- 18 Bo Scott (1969-74)
- 16 Cleo Miller (1975-82)
- 16 Bobby Mitchell (1958-61)
- 15 Ernie Green (1962-68)
- 14 Dub Jones (1950-55)
- 11 Eric Metcalf (1989-94)
- 11 Brian Sipe (1973-82)
- 11 Mike Phipps (1970-76)
- 11 Ken Carpenter (1950-53)

Most Rushing TDs - Season

- 17 Jim Brown (1965)
- 17 Jim Brown (1958)

- 16 Leroy Kelly (1968)
- 15 Leroy Kelly (1966)
- 14 Jim Brown (1959)
- 13 Jim Brown (1962)
- 12 Jim Brown (1963)
- 11 Leroy Kelly (1967)
- 10 Kevin Mack (1986)
- 10 Mike Pruitt (1983)
- 10 Leroy Kelly (1971)
- 9 Mike Pruitt (1979)
- 9 Bo Scott (1971)
- 9 Leroy Kelly (1969)
- 9 Jim Brown (1960)
- 9 Jim Brown (1957)

Most Rushing TDs - Game

- 5 Jim Brown (11/01/1959 at Baltimore Colts)
- 4 Leroy Kelly (12/01/1968 vs. New York Giants)
- 4 Jim Brown (11/18/1962 vs. St. Louis Cardinals)
- 4 Jim Brown (11/19/1961 vs. Philadelphia Eagles)
- 4 Jim Brown (10/26/1958 at Chicago Cardinals)
- 4 Jim Brown (11/24/1957 vs. Los Angeles Rams)
- 4 Dub Jones (11/25/1951 vs. Chicago Bears)

Most Consecutive Games with Rushing TD

- 9 Leroy Kelly (1968)
- 7 Jim Brown (1957) 1 (1958) 6 and (1962) 2 (1963) 5

Best Rushing Average - Career (minimum 500 attempts)

- 5.22 Jim Brown (1957-65); 2,359-12,312
- 4.80 Ernie Green (1962-68); 668-3,204
- 4.75 Greg Pruitt (1973-81); 1,158-5,496
- 4.21 Leroy Kelly (1964-73); 1,727-7,274
- 4.19 Cleo Miller (1975-82); 546-2,286

Best Rushing Average - Season (minimum 150 attempts)

- 6.40 Jim Brown (1963); 291-1,863
- 5.94 Jim Brown (1958); 257-1,527
- 5.85 Jim Brown (1960); 215-1,257
- 5.46 Leroy Kelly (1966); 209-1,141
- 5.45 Greg Pruitt (1978); 176-960

Best Rushing Average - Game (minimum 11 attempts)

- 17.09 Marion Motley (10/29/1950 vs. Pittsburgh Steelers); 11-188
- 16.57 Bobby Mitchell (11/15/1959 at Washington Redskins); 14-232
- 13.36 Bobby Mitchell (10/12/1958 vs. Chicago Cardinals); 11-147

- 11.67 Bobby Mitchell (12/03/1961 at Dallas Cowboys); 12-140
- 11.60 Jim Brown (09/22/1963 at Dallas Cowboys); 20-232

PASSING

Most Pass Attempts - Career

- 3,439 Brian Sipe (1973-83)
- 3,150 Bernie Kosar (1985-93)
- 1,755 Frank Ryan (1962-68)
- 1,565 Otto Graham (1950-55)
- 1,511 Tim Couch (1999-2002)**
- 1,317 Mike Phipps (1970-76)
- 1,314 Bill Nelsen (1968-72)
- 1,083 Milt Plum (1957-61)
- 998 Vinny Testaverde (1993-95)
- 767 Paul McDonald (1980-85)
- 371 Jim Ninowski (1958-59, 62-66)
- 299 Mike Pagel (1986-90)

Most Pass Attempts - Season

- 567 Brian Sipe (1981)
- 554 Brian Sipe (1980)
- 535 Brian Sipe (1979)
- 531 Bernie Kosar (1986)
- 513 Bernie Kosar (1989)
- 496 Brian Sipe (1983)
- 494 Bernie Kosar (1991)
- 493 Paul McDonald (1984)
- 454 Tim Couch (2001)**
- 443 Tim Couch (2002)**

Most Pass Attempts - Game

- 57 Brian Sipe (09/07/1981 vs. San Diego Chargers)
- 54 Eric Zeier (11/05/1995 vs. Houston Oilers)
- 53 Brian Sipe (09/13/1981 vs. Houston Oilers)
- 50 Tim Couch (09/22/2002 at Tennessee Titans)**
- 50 Bernie Kosar (11/10/1986 vs. Miami Dolphins)
- 49 Bernie Kosar (12/22/1991 at Pittsburgh Steelers)
- 49 Brian Sipe (10/16/1983 at Pittsburgh Steelers)
- 49 Otto Graham (10/04/1952 at Pittsburgh Steelers)
- 48 Mike Pagel (09/25/1988 at Cincinnati Bengals)
- 48 Brian Sipe (12/05/1982 vs. San Diego Chargers)

Most Pass Completions - Career

- 1,944 Brian Sipe (1973-83)
- 1,853 Bernie Kosar (1985-93)
- 907 Frank Ryan (1962-68)
- 905 Tim Couch (1999-2002)**

- 872 Otto Graham (1950-55)
- 689 Bill Nelsen (1968-72)
- 633 Mike Phipps (1970-76)
- 627 Milt Plum (1957-61)
- 578 Vinny Testaverde (1993-95)
- 411 Paul McDonald (1980-85)

Most Pass Completions - Season

- 337 Brian Sipe (1980)
- 313 Brian Sipe (1981)
- 310 Bernie Kosar (1986)
- 307 Bernie Kosar (1991)
- 303 Bernie Kosar (1989)
- 291 Brian Sipe (1983)
- 286 Brian Sipe (1979)
- 273 Tim Couch (2002)**
- 272 Tim Couch (2001)**
- 271 Paul McDonald (1984)

Most Pass Completions - Game

- 36 Tim Couch (09/22/02 at Tennessee Titans)**
- 33 Brian Sipe (12/05/1982 vs. San Diego Chargers)
- 32 Bernie Kosar (11/10/1986 vs. Miami Dolphins)
- 31 Brian Sipe (09/07/1981 vs. San Diego Chargers)
- 30 Brian Sipe (10/25/1981 vs. Baltimore Colts)
- 30 Brian Sipe (12/07/1980 vs. New York Jets)

**Highest Completion Percentage - Career
(minimum 750 attempts)**

- 59.89 Tim Couch (1999-2002); 905-1511**
- 58.83 Bernie Kosar (1985-93); 1,853-3,150
- 57.92 Vinny Testaverde (1993-95); 578-998
- 57.89 Milt Plum (1957-61); 627-1,083
- 56.53 Brian Sipe (1973-83); 1,944-3,439
- 55.72 Otto Graham (1950-55); 872-1,565

**Highest Completion Percentage - Season
(minimum 200 attempts)**

- 64.73 Otto Graham (1953); 167-258
- 63.72 Tim Couch (2000); 137-215**
- 62.15 Bernie Kosar (1991); 307-494
- 61.95 Bernie Kosar (1987); 241-389
- 61.62 Tim Couch (2002); 273-443**
- 61.48 Vinny Testaverde (1995); 241-392
- 60.83 Brian Sipe (1980); 337-554

**Highest Completion Percentage - Game
(minimum 15 attempts)**

- 91.30 Vinny Testaverde (12/26/1993 at Los Angeles Rams); 23-21
- 82.61 Bernie Kosar (12/06/1992 vs. Cincinnati Bengals); 23-19
- 82.35 George Ratterman (10/06/1956 at Pittsburgh Steelers); 17-14

- 82.14 Brian Sipe (10/24/1976 vs. San Diego Chargers); 28-23
- 81.82 Bernie Kosar (11/05/1989 at Tampa Bay Buccaneers); 22-18

Most Consecutive Pass Completions

- 16 Bernie Kosar (10-29-89 vs. Houston Oilers through 11-5-89 at Tampa Bay Buccaneers)
- 15 Vinny Testaverde (12-26-93 at Los Angeles Rams through 1-2-94 at Pittsburgh Steelers)
- 14 Brian Sipe (12-5-82 vs. San Diego Chargers)
- 13 Paul McDonald (10-28-84 vs. New Orleans Saints)
- 13 Brian Sipe (9-28-80 vs. Tampa Bay Buccaneers)

Most Passing Yards - Career

- 23,713 Brian Sipe (1973-83)
- 21,904 Bernie Kosar (1985-93)
- 13,499 Otto Graham (1950-55)
- 13,361 Frank Ryan (1962-68)
- 9,812 Tim Couch (1999-2002)**
- 9,725 Bill Nelsen (1968-72)
- 8,914 Milt Plum (1957-61)
- 7,700 Mike Phipps (1970-76)
- 7,255 Vinny Testaverde (1993-95)
- 5,279 Paul McDonald (1980-85)

Most Passing Yards - Season

- 4,132 Brian Sipe (1980)
- 3,876 Brian Sipe (1981)
- 3,854 Bernie Kosar (1986)
- 3,793 Brian Sipe (1979)
- 3,566 Brian Sipe (1983)
- 3,533 Bernie Kosar (1989)
- 3,487 Bernie Kosar (1991)
- 3,472 Paul McDonald (1984)
- 3,040 Tim Couch (2001)**
- 3,033 Bernie Kosar (1987)
- 2,974 Frank Ryan (1966)
- 2,906 Brian Sipe (1978)
- 2,842 Tim Couch (2002)**
- 2,816 Otto Graham (1952)
- 2,743 Bill Nelsen (1969)

Most Passing Yards - Game

- 444 Brian Sipe (10/25/1981 vs. Baltimore Colts)
- 414 Bernie Kosar (11/23/1986 vs. Pittsburgh Steelers)
- 401 Bernie Kosar (11/10/1986 vs. Miami Dolphins)
- 401 Otto Graham (10/04/1952 at Pittsburgh Steelers)
- 391 Brian Sipe (10/19/1980 vs. Green Bay Packers)

- 375 Brian Sipe (09/07/1981 vs. San Diego Chargers)
- 369 Otto Graham (10/15/1950 vs. Chicago Cardinals)
- 367 Frank Ryan (12/17/1966 at St. Louis Cardinals)
- 358 Brian Sipe (11/18/1979 vs. Miami Dolphins)
- 353 Bernie Kosar (12/10/1989 at Indianapolis Colts)
- 351 Brian Sipe (10/07/1979 vs. Pittsburgh Steelers)
- 349 Brian Sipe (10/26/1980 vs. Pittsburgh Steelers)
- 349 Tom O'Connell (11/17/1957 at Washington Redskins)
- 346 Bernie Kosar (11/15/1987 vs. Buffalo Bills)
- 346 Otto Graham (09/16/1950 at Philadelphia Eagles)

Most Passing TDs - Career

- 154 Brian Sipe (1973-83)
- 134 Frank Ryan (1962-68)
- 116 Bernie Kosar (1985-93)
- 88 Otto Graham (1950-55)
- 71 Bill Nelsen (1968-72)
- 66 Milt Plum (1957-61)
- 57 **Tim Couch (1999-2002)**
- 47 Vinny Testaverde (1993-95)

Most Passing TD Combination

QB to Receiver - Career

- 49 QB Frank Ryan - WR Gary Collins
- 29 QB Otto Graham - WR Dante Lavelli
- 29 QB Brian Sipe - TE Ozzie Newsome
- 26 QB Brian Sipe - WR Reggie Rucker
- 25 QB Frank Ryan - WR Paul Warfield
- 21 QB Milt Plum - WR Ray Renfro
- 21 QB Brian Sipe - WR Dave Logan
- 21 QB Bernie Kosar - WR Webster Slaughter
- 18 QB Bill Nelsen - WR Gary Collins
- 18 **QB Tim Couch - WR Kevin Johnson**
- 17 QB Bill Nelsen - WR Paul Warfield
- 16 QB Frank Ryan - RB Ernie Green
- 16 QB Milt Plum - RB Bobby Mitchell
- 15 QB Otto Graham - WR Dub Jones

Most Passing TDs - Season

- 30 Brian Sipe (1980)
- 29 Frank Ryan (1966)
- 28 Brian Sipe (1979)
- 26 Brian Sipe (1983)
- 25 Frank Ryan (1964)
- 25 Frank Ryan (1963)
- 22 Bill Nelsen (1969)
- 22 Bernie Kosar (1987)

- 21 Brian Sipe (1978)
- 21 Milt Plum (1960)

Most Passing TDs - Game

- 5 Brian Sipe (10/07/1979 vs. Pittsburgh Steelers)
- 5 Bill Nelsen (11/02/1969 vs. Dallas Cowboys)
- 5 Frank Ryan (12/12/1964 at New York Giants)

Most Consecutive Games TD Pass

- 23 Frank Ryan (1965) 1, (1966) 14, (1967) 8
- 18 Milt Plum (1959) 1, (1960) 12, (1961) 5

Highest QB Rating - Career (minimum 750 attempts)

- 89.93 Milt Plum (1957-61)
- 81.64 Bernie Kosar (1985-93)
- 81.43 Frank Ryan (1962-68)
- 80.89 Vinny Testaverde (1993-95)
- 78.17 Otto Graham (1950-55)
- 74.80 Tim Couch (1999-2002)**
- 74.79 Brian Sipe (1973-82)

Highest QB Rating - Season (minimum 200 attempts)

- 110.37 Milt Plum (1960)
- 99.66 Otto Graham (1953)
- 95.41 Bernie Kosar (1987)
- 91.37 Brian Sipe (1980)
- 90.59 Frank Ryan (1963)

Highest QB Rating - Game (minimum 15 attempts)

- 158.33 Brian Sipe (10/29/1978 vs. Buffalo Bills)
- 158.33 Otto Graham (10/10/1954 vs. Chicago Cardinals)
- 154.86 Milt Plum (11/13/1960 vs. St. Louis Cardinals)
- 153.94 Milt Plum (10/25/1959 vs. Washington Redskins)
- 150.57 Brian Sipe (11/19/1978 at Baltimore Colts)
- 150.57 Otto Graham (10/04/1953 at Chicago Cardinals)
- 146.39 Frank Ryan (10/24/1965 at New York Giants)
- 145.29 Bernie Kosar (12/04/1988 vs. Dallas Cowboys)
- 145.08 Milt Plum (10/23/1960 vs. Philadelphia Eagles)
- 144.02 Gary Danielson (10/18/1987 at Cincinnati Bengals)
- 141.57 Otto Graham (10/09/1955 vs. Philadelphia Eagles)
- 139.87 Jim Ninowski (10/21/1962 at St. Louis Cardinals)

- 139.86 Frank Ryan (12/17/1966 at St. Louis Cardinals)
 138.95 Bernie Kosar (12/06/1992 vs. Cincinnati Bengals)
 137.31 Bernie Kosar (11/05/1989 at Tampa Bay Buccaneers)
 137.30 **Tim Couch (12/30/01 at Tennessee Titans)**

Most Passes Intercepted - Career

- 149 Brian Sipe (1973-83)
 94 Otto Graham (1950-55)
 88 Frank Ryan (1962-68)
 81 Mike Phipps (1970-76)
 81 Bernie Kosar (1985-93)

Most Passes Intercepted - Season

- 26 Brian Sipe (1979)
 25 Brian Sipe (1981)
 24 Otto Graham (1952)
 23 Paul McDonald (1984)
 23 Brian Sipe (1983)
 23 Bill Nelsen (1971)

Most Passes Intercepted - Game

- 6 Brian Sipe (10/16/1983 at Pittsburgh Steelers)
 6 Brian Sipe (11/22/1981 vs. Pittsburgh Steelers)
 5 Frank Ryan (11/06/1966 at Pittsburgh Steelers)
 5 Otto Graham (10/17/1954 at Pittsburgh Steelers)

Most Consecutive Attempts Without an Interception

- 308* Bernie Kosar (1990-91)
 208 Milt Plum (1959-60)

* NFL Record

Lowest Interception Percentage - Career (minimum 750 attempts)

- 2.57 Bernie Kosar (1985-93); 1,853-3,150
 3.60 Milt Plum (1957-61); 627-1,083
 3.72 Vinny Testaverde (1993-95); 558-969
 4.03 **Tim Couch (1999-2002) 905-1,511**
 4.33 Brian Sipe (1973-83); 1,944-3,439
 4.82 Paul McDonald (1980-85); 411-767

Lowest Interception Percentage - Season (minimum 200 attempts)

- 1.82 Bernie Kosar (1991); 307-494
 1.88 Bernie Kosar (1986); 310-531
 2.00 Milt Plum (1960); 151-250
 2.31 Bernie Kosar (1987); 241-389
 2.48 Vinny Testaverde (1995); 221-363

RECEIVING

Most Receptions - Career

- 662 Ozzie Newsome (1978-90)

- 331 Gary Collins (1962-71)
 323 Greg Pruitt (1973-81)
 315 Brian Brennan (1984-91)
 310 Reggie Rucker (1975-81)
 305 Webster Slaughter (1986-91)
 297 Eric Metcalf (1989-94)
 281 Ray Renfro (1952-63)
 276 Earnest Byner (1984-88, 1994-95)
 274 **Kevin Johnson (1999-2002)**

Most Receptions - Season

- 89 Ozzie Newsome (1984)
 89 Ozzie Newsome (1983)
 84 **Kevin Johnson (2001)**
 69 Ozzie Newsome (1981)
 67 **Kevin Johnson (2002)**
 66 **Kevin Johnson (1999)**
 65 Webster Slaughter (1989)
 65 Greg Pruitt (1981)
 64 Webster Slaughter (1991)
 63 **Jamel White (2002)**
 63 Eric Metcalf (1993)
 63 Mike Pruitt (1981)
 63 Mike Pruitt (1980)

Most Receptions - Game

- 14 Ozzie Newsome (10/14/1984 vs. New York Jets)
 11 Webster Slaughter (12/22/1991 at Pittsburgh Steelers)
 11 Mac Speedie (11/09/1952 vs. Chicago Cardinals)

Most Consecutive Games with Reception

- 150 Ozzie Newsome (1979) 9 (1989) 7
 64 **Kevin Johnson (1999) 16 to present**
 53 Mike Pruitt (1979) 7 (1983) 5

Most Receiving Yards - Career

- 7,980 Ozzie Newsome (1978-90)
 5,508 Ray Renfro (1952-63)
 5,299 Gary Collins (1962-71)
 5,210 Paul Warfield (1964-69, 1976-77)
 4,953 Reggie Rucker (1975-81)
 4,834 Webster Slaughter (1986-91)
 4,247 Dave Logan (1976-83)
 4,208 Milt Morin (1966-75)
 4,148 Brian Brennan (1984-91)
 3,908 Donte Lavelli (1950-56)
 3,597 Reggie Langhorne (1985-91)
 3,455 **Kevin Johnson (1999-2002)**
 3,372 Darrell Brewster (1952-58)
 3,022 Greg Pruitt (1973-81)
 2,732 Eric Metcalf (1989-94)

Most Receiving Yards - Season

- 1,236 Webster Slaughter (1989)
 1,097 **Kevin Johnson (2001)**
 1,067 Paul Warfield (1968)
 1,002 Ozzie Newsome (1981)

- 1,001 Ozzie Newsome (1984)
- 986 Kevin Johnson (1999)**
- 982 Dave Logan (1979)
- 970 Ozzie Newsome (1983)
- 964 Quincy Morgan (2002)**
- 946 Gary Collins (1966)
- 920 Paul Warfield (1964)
- 911 Mac Speedie (1952)
- 906 Webster Slaughter (1991)
- 893 Reggie Rucker (1978)
- 886 Paul Warfield (1969)

Most Receiving Yards - Game

- 191 Ozzie Newsome (10/14/1984 vs. New York Jets)
- 186 Webster Slaughter (10/23/1989 vs. Chicago Bears)
- 184 Webster Slaughter (10/29/1989 vs. Houston Oilers)
- 182 Darrel Brewster (12/06/1953 vs. New York Giants)
- 177 Eric Metcalf (09/20/1992 at Los Angeles Raiders)
- 177 Reggie Rucker (11/18/1979 vs. Miami Dolphins)
- 177 Gern Nagler (11/20/1960 at Pittsburgh Steelers)
- 176 Brian Brennan (12/21/1986 vs. San Diego Chargers)
- 173 Andre Rison (10/29/1995 at Cincinnati Bengals)
- 171 Derrick Alexander (12/04/1994 vs. New York Giants)
- 166 Ray Renfro (11/26/1961 vs. New York Giants)
- 165 Dennis Northcutt (10/06/2002 vs. Baltimore Ravens)**

Most Seasons 50 or More Receptions

- 6 Ozzie Newsome (1979-81, 1983-85)
- 4 Kevin Johnson (1999-2002)**
- 3 Eric Metcalf (1989-90, 1993)
- 3 Webster Slaughter (1989-91)
- 3 Gary Collins (1965-66, 1969)

Highest Receiving Average - Career (minimum 100 receptions)

- 19.60 Ray Renfro (1952-63); 281-5,508
- 19.23 Paul Warfield (1964-69, 1976-77); 271-5,210
- 18.44 Ricky Feacher (1976-84); 113-2,084

Highest Receiving Average - Season (minimum 20 receptions)

- 28.05 Ray Renfro (1957); 21-589
- 23.88 Ray Renfro (1958); 24-573
- 22.55 Ricky Feacher (1981); 29-654

Highest Receiving Average - Game (minimum 3 receptions)

- 52.33 Rich Kreitling (10/02/1960 vs. Pittsburgh Steelers); 3-157
- 48.67 Clarence Weathers (10/13/1985 at Houston Oilers); 3-146
- 46.00 Webster Slaughter (10/29/1989 vs. Houston Oilers); 4-184

Most Receiving TDs - Career

- 70 Gary Collins (1962-71)
- 52 Paul Warfield (1964-69, 1976-77)
- 50 Ray Renfro (1952-63)
- 47 Ozzie Newsome (1978-90)
- 33 Dante Lavelli (1950-56)
- 32 Reggie Rucker (1975-81)
- 27 Webster Slaughter (1986-91)
- 26 Michael Jackson (1991-95)
- 24 Dave Logan (1976-83)
- 21 Kevin Johnson (1999-2002)**
- 20 Ernie Green (1962-68)
- 20 Jim Brown (1957-65)
- 19 Brian Brennan (1984-91)
- 19 Darrell Brewster (1952-58)
- 17 Greg Pruitt (1973-81)
- 17 Dub Jones (1950-55)

Most Receiving TDs - Season

- 13 Gary Collins (1963)
- 12 Paul Warfield (1968)
- 12 Gary Collins (1966)
- 11 Gary Collins (1969)
- 10 Paul Warfield (1969)
- 10 Gary Collins (1965)
- 9 Kevin Johnson (2001)**
- 9 Leroy Hoard (1991)
- 9 Ozzie Newsome (1979)
- 9 Paul Warfield (1964)
- 8 Kevin Johnson (1999)**
- 8 Reggie Rucker (1978)

Most Receiving TDs - Game

- 3 Eric Metcalf (09/20/1992 at Los Angeles Raiders)
- 3 Calvin Hill (11/19/1978 at Baltimore Colts)
- 3 Larry Poole (11/13/1977 at Pittsburgh Steelers)
- 3 Reggie Rucker (09/12/1976 vs. New York Jets)
- 3 Gary Collins (10/20/1963 vs. Philadelphia Eagles)
- 3 Ray Renfro (11/22/1959 vs. Pittsburgh Steelers)
- 3 Darrel Brewster (12/06/1953 vs. New York Giants)
- 3 Mac Speedie (12/02/1951 vs. Chicago Cardinals)

Most Consecutive Games with TD Reception

- 7 Gary Collins (1963) 2 (1964) 5
- 6 Paul Warfield (1968)

INTERCEPTIONS

Most Passes Intercepted - Career

- 45 Thom Darden (1972-74, 1976-81)
- 40 Warren Lahr (1950-59)
- 39 Clarence Scott (1971-83)
- 30 Ken Konz (1953-59)
- 29 Bernie Parrish (1959-66)
- 27 Mike Howell (1965-72)
- 27 Ross Fichtner (1960-67)
- 26 Felix Wright (1985-90)
- 26 Hanford Dixon (1981-89)
- 26 Tommy James (1950-55)

Most Passes Intercepted - Season

- 10 **Anthony Henry (2001)**
- 10 Thom Darden (1978)
- 9 Eric Turner (1994)
- 9 Felix Wright (1989)
- 9 Tommy James (1950)
- 8 Thom Darden (1974)
- 8 Bobby Franklin (1960)
- 8 Jim Shofner (1960)

Most Passes Intercepted - Game

- 3 **Anthony Henry (11/18/2001 at Baltimore Ravens)**
- 3 **Anthony Henry (09/23/2001 vs. Detroit Lions)**
- 3 Stevon Moore (09/17/1995 at Houston Oilers)
- 3 Frank Minnifield (11/22/1987 at Houston Oilers)
- 3 Hanford Dixon (12/19/1982 vs. Pittsburgh Steelers)
- 3 Ron Bolton (11/27/1977 vs. Los Angeles Rams)
- 3 Ross Fichtner (10/23/1966 vs. Dallas Cowboys)
- 3 Bernie Parrish (12/03/1961 at Dallas Cowboys)
- 3 Bobby Franklin (12/11/1960 vs. Chicago Bears)
- 3 Tommy James (11/01/1953 vs. Washington Redskins)
- 3 Tommy James (11/05/1950 at Chicago Cardinals)

Most Interception Return Yards - Career

- 820 Thom Darden (1972-74, 1976-81)
- 581 Ross Fichtner (1960-67)
- 557 Bernie Parrish (1959-66)
- 530 Warren Lahr (1950-59)
- 469 Felix Wright (1985-90)
- 414 Erich Barnes (1965-71)
- 407 Clarence Scott (1971-83)

- 392 Ken Konz (1953-59)
- 389 Don Paul (1954-58)
- 278 Jim Houston (1960-72)

Most Interception Return Yards - Season

- 238 Bernie Parrish (1960)
- 200 Thom Darden (1978)
- 199 Eric Turner (1994)
- 190 Don Paul (1956)
- 177 **Anthony Henry (2001)**
- 162 Ben Davis (1968)
- 152 Felix Wright (1987)
- 152 Ross Fichtner (1966)
- 133 Ken Konz (1954)
- 131 Bobby Franklin (1960)

Most Interception Return Yards - Game

- 115 Bernie Parrish (12/11/1960 vs. Chicago Bears)
- 108 Felix Wright (10/26/1987 vs. Los Angeles Rams)
- 101 Eric Turner (09/18/1994 vs. Arizona Cardinals)
- 98 Ross Fichtner (10/23/1966 vs. Dallas Cowboys)
- 97 **Anthony Henry (12/16/2001 vs. Jacksonville Jaguars)**
- 97 Najee Mustafaa (10/10/1993 vs. Miami Dolphins)
- 95 Bobby Franklin (12/11/1960 vs. Chicago Bears)
- 93 Ross Fichtner (10/01/1967 at New Orleans Saints)
- 92 David Brandon (11/29/1992 vs. Chicago Bears)
- 83 Ken Konz (11/02/1958 vs. New York Giants)

Highest Average Gain on Interceptions - Career (minimum 10 int.)

- 23.00 Erich Barnes (1965-71); 18-414
- 21.73 Oliver Davis (1977-80); 11-239
- 21.52 Ross Fichtner (1960-67); 27-581

Highest Average Gain on Interceptions - Season (minimum 3 int.)

- 39.67 Bernie Parrish (1960); 6-238
- 38.00 Felix Wright (1987); 4-152
- 34.67 Brian Washington (1988); 3-104

Highest Average Gain on Interceptions - Game (minimum 2 int.)

- 57.50 Bernie Parrish (12/11/1960 vs. Chicago Bears); 2-115
- 54.00 Felix Wright (10/26/1987 vs. Los Angeles Rams); 2-108
- 50.50 Eric Turner (09/18/1994 vs. Arizona Cardinals); 2-101

Most TDs on Interceptions - Career

- 5 Warren Lahr (1950-59)
- 4 Ken Konz (1953-59)
- 3 Bernie Parrish (1959-66)
- 3 Jim Houston (1960-72)
- 3 Ross Fichtner (1960-67)
- 3 Erich Barnes (1965-71)

Most TDs on Interceptions - Season

- 2 Thane Gash (1989)
- 2 Jim Houston (1967)
- 2 Bobby Franklin (1960)
- 2 Ken Konz (1954)
- 2 Warren Lahr (1951)
- 2 Warren Lahr (1950)

Most TDs on Interceptions - Game

- 2 Bobby Franklin (12/11/1960 vs. Chicago Bears)

PUNTING

Most Punts - Career

- 651 Don Cockroft (1968-80)
- 394 Chris Gardocki (1999-2002)**
- 385 Horace Gillom (1950-56)
- 336 Gary Collins (1962-71)
- 253 Jeff Gossett (1983, 1985-87)
- 236 Brian Hansen (1991-93)

Most Punts - Season

- 108 Chris Gardocki (2000)**
- 106 Chris Gardocki (1999)**
- 99 Chris Gardocki (2001)**
- 97 Bryan Wagner (1989)
- 90 Don Cockroft (1974)
- 83 Jeff Gossett (1986)
- 82 Brian Hansen (1993)
- 82 Don Cockroft (1975)
- 82 Don Cockroft (1973)

Most Punts - Game

- 12 Chris Gardocki (12/03/2000 at Jacksonville Jaguars)**
- 12 Bryan Wagner (11/19/1989 vs. Kansas City Chiefs)
- 12 Horace Gillom (12/03/1950 vs. Philadelphia Eagles)
- 11 Don Cockroft (10/15/1972 vs. Chicago Bears)
- 11 Gary Collins (12/12/1965 at Los Angeles Rams)
- 11 Horace Gillom (10/04/1953 at Chicago Cardinals)

Most Punt Yards - Career

- 26,262 Don Cockroft (1968-80)
- 17,201 Chris Gardocki (1999-2002)**
- 16,872 Horace Gillom (1950-56)
- 13,764 Gary Collins (1962-71)

- 10,317 Jeff Gossett (1983, 1985-87)
- 10,112 Brian Hansen (1991-93)

Most Punt Yards - Season

- 4,919 Chris Gardocki (2000)**
- 4,645 Chris Gardocki(1999)**
- 4,249 Chris Gardocki (2001)**
- 3,817 Bryan Wagner (1989)
- 3,643 Don Cockroft (1974)
- 3,632 Brian Hansen (1993)
- 3,498 Don Cockroft (1972)

Most Punt Yards - Game

- 517 Chris Gardocki (12/03/2000 at Jacksonville Jaguars)**
- 510 Horace Gillom (12/03/1950 vs. Philadelphia Eagles)
- 497 Gary Collins (12/12/1965 at Los Angeles Rams)
- 491 Chris Gardocki (11/26/2000 at Baltimore Ravens)**
- 480 Don Cockroft (10/15/1972 vs. Chicago Bears)
- 468 Horace Gillom (10/04/1953 at Chicago Cardinals)
- 463 Bryan Wagner (11/19/1989 vs. Kansas City Chiefs)

Best Gross Punting Average - Career (minimum 50 attempts)

- 43.82 Horace Gillom (1950-56); 385-16,872
- 43.66 Chris Gardocki (1999-2002); 394-17,201**
- 42.85 Brian Hansen (1991-93); 236-10,112
- 42.64 Sam Baker (1960-61); 108-4,605
- 42.02 Steve Cox (1981-84); 190-7,984
- 41.69 Tom Tupa (1993-95); 139-5,795

Best Gross Punting Average - Season (minimum 35 attempts)

- 46.69 Gary Collins (1965); 65-3,035
- 45.69 Horace Gillom (1952); 61-2,787
- 45.55 Chris Gardocki (2000); 108-4,919**
- 45.49 Horace Gillom (1951); 73-3,321
- 44.29 Brian Hansen (1993); 82-3,632
- 43.82 Chris Gardocki (1999); 106-4,645**
- 43.81 Horace Gillom (1953); 63-2,760

Best Gross Punting Average - Game

- 58.00 Johnny Evans (12/03/1978 at Seattle Seahawks); 1-58
- 56.50 Sam Baker (11/13/1960 vs. St. Louis Cardinals); 2-113
- 54.75 Horace Gillom (11/28/1954 at New York Giants); 4-219
- 54.33 Gary Collins (10/17/1965 vs. Dallas Cowboys); 6-326
- 54.00 Dave Mays (09/26/1976 at Denver Broncos); 1-54

Most Punts Inside 20 Yard Line - Career

- 97 **Chris Gardocki (1999-2002)**
- 63 Brian Hansen (1991-93)
- 59 Jeff Gossett (1983, 1985-87)
- 45 Bryan Wagner (1989-90)
- 43 Tom Tupa (1993-95)
- 38 Steve Cox (1981-84)

Most Punts Inside 20 Yard Line - Season

- 32 Bryan Wagner (1989)
- 28 Brian Hansen (1992)
- 27 **Chris Gardocki (2002)**
- 27 Tom Tupa (1994)
- 25 **Chris Gardocki (2001)**
- 25 **Chris Gardocki (2000)**
- 21 Jeff Gossett (1986)
- 21 Greg Coleman (1977)

PUNT RETURNS

Most Punt Returns - Career

- 161 Gerald McNeil (1986-89)
- 127 Eric Metcalf (1989-94)
- 111 Dino Hall (1979-83)
- 94 Leroy Kelly (1964-73)
- 78 Keith Wright (1978-80)
- 68 Ken Konz (1953-59)
- 67 **Dennis Northcutt (2000-02)**
- 67 Billy Reynolds (1953-54, 1957)
- 56 Greg Pruitt (1973-81)
- 55 Brian Brennan (1984-91)

Most Punt Returns - Season

- 49 Gerald McNeil (1989)
- 44 Eric Metcalf (1992)
- 40 Gerald McNeil (1986)
- 39 Dino Hall (1983)
- 38 Gerald McNeil (1988)
- 37 Keith Wright (1978)
- 36 Eric Metcalf (1993)
- 35 Eric Metcalf (1994)
- 34 Gerald McNeil (1987)
- 33 Dino Hall (1981)

Most Punt Returns - Game

- 7 Eric Metcalf (11/08/1992 at Houston Oilers)
- 7 Gerald McNeil (11/19/1989 vs. Kansas City Chiefs)
- 7 Gerald McNeil (11/16/1986 at Los Angeles Raiders)
- 7 Gerald McNeil (10/12/1986 vs. Kansas City Chiefs)
- 7 Dino Hall (10/25/1981 vs. Baltimore Colts)
- 7 Chet Hanulak (11/07/1954 vs. Washington Redskins)

Most Punt Return Yards - Career

- 1,545 Gerald McNeil (1986-89)
- 1,341 Eric Metcalf (1989-94)

990 Leroy Kelly (1964-73)

- 901 Dino Hall (1979-83)
- 742 **Dennis Northcutt (2000-02)**
- 659 Greg Pruitt (1973-81)
- 607 Bobby Mitchell (1958-61)
- 556 Ken Konz (1953-59)

Most Punt Return Yards - Season

- 496 Gerald McNeil (1989)
- 464 Eric Metcalf (1993)
- 429 Eric Metcalf (1992)
- 386 Gerald McNeil (1987)
- 367 **Dennis Northcutt (2002)**
- 349 Greg Pruitt (1974)
- 348 Eric Metcalf (1994)
- 348 Gerald McNeil (1986)
- 315 Gerald McNeil (1988)
- 295 Dino Hall (1979)
- 292 Leroy Kelly (1971)
- 290 Rolly Woolsey (1977)
- 289 **Dennis Northcutt (2000)**

Most Punt Return Yards - Game

- 166 Eric Metcalf (10/24/1993 vs. Pittsburgh Steelers)
- 115 Eric Metcalf (09/04/1994 at Cincinnati Bengals)
- 109 Leroy Kelly (11/28/1965 at Pittsburgh Steelers)
- 106 Gerald McNeil (09/28/1986 vs. Detroit Lions)
- 105 **Dennis Northcutt (09/22/02 at Tennessee Titans)**
- 103 Gerald McNeil (12/10/1989 at Indianapolis Colts)
- 101 Ken Carpenter (11/30/1952 at Washington Redskins)
- 100 Eric Metcalf (11/29/1992 vs. Chicago Bears)
- 92 Gerald McNeil (11/08/1987 vs. Atlanta Falcons)
- 87 **Dennis Northcutt (11/03/2002 vs. Pittsburgh Steelers)**
- 87 Eric Metcalf (11/09/1992 at Houston Oilers)

Most Punt Return TDs - Career

- 5 Eric Metcalf (1989-94)
- 3 Leroy Kelly (1964-73)
- 3 Bobby Mitchell (1958-61)
- 2 **Dennis Northcutt (2000-02)**

Most Punt Return TDs - Season

- 2 **Dennis Northcutt (2002)**
- 2 Eric Metcalf (1994)
- 2 Eric Metcalf (1993)
- 2 Leroy Kelly (1965)

Most Punt Return TDs - Game

- 2 Eric Metcalf (10/24/1993 vs. Pittsburgh Steelers)

Highest Punt Return Average – Career
(minimum 50 returns)

- 11.77 Greg Pruitt (1973-81); 56-659
- 11.24 Bobby Mitchell (1958-61); 54-607
- 11.07 Dennis Northcutt (2000-02); 67-742**
- 10.56 Eric Metcalf (1989-94); 127-1,341
- 10.53 Leroy Kelly (1964-73); 94-990
- 9.60 Gerald McNeil (1986-89); 161-1,545

Highest Punt Return Average - Season
(minimum 15 returns)

- 15.59 Leroy Kelly (1965); 17-265
- 14.68 Dennis Northcutt (2002); 25-367**
- 12.93 Greg Pruitt (1974); 27-349
- 12.89 Eric Metcalf (1993); 36-464
- 12.72 Ben Davis (1967); 18-229
- 11.35 Gerald McNeil (1987); 34-386

Highest Punt Return Average - Game
(minimum 3 returns)

- 28.75 Eric Metcalf (09/04/1994 at Cincinnati Bengals); 4-115
- 27.67 Eric Metcalf (10/23/1994 vs. Cincinnati Bengals); 3-83
- 27.67 Bobby Mitchell (10/08/1961 vs. Washington Redskins); 3-83
- 27.33 Greg Pruitt (10/27/1974 vs. Denver Broncos); 3-82
- 27.25 Leroy Kelly (11/28/1965 at Pittsburgh Steelers); 4-109

KICKOFF RETURNS

Most Kickoff Returns - Career

- 151 Dino Hall (1979-83)
- 139 Eric Metcalf (1989-94)
- 87 Glen Young (1984-85, 1987-88)
- 82 Randy Baldwin (1991-94)
- 76 Leroy Kelly (1964-73)
- 70 Keith Wright (1978-80)
- 64 Gerald McNeil (1986-89)
- 62 Walter Roberts (1964-66)
- 62 Bobby Mitchell (1958-61)
- 60 Billy Lefear (1972-75)

Most Kickoff Returns - Season

- 52 Eric Metcalf (1990)
- 50 Andre' Davis (2002)**
- 50 Dino Hall (1979)
- 47 Gerald McNeil (1986)
- 44 Ronnie Powell (1999)
- 43 Jamel White (2000)**
- 36 Dino Hall (1981)
- 35 Glenn Young (1985)
- 32 Dino Hall (1980)
- 32 Larry Collins (1978)
- 31 Eric Metcalf (1989)

Most Kickoff Returns - Game

- 9 Dino Hall (10/07/1979 vs. Pittsburgh Steelers)

- 8 Dino Hall (11/25/1979 at Pittsburgh Steelers)
- 7 Dino Hall (11/29/1981 vs. Cincinnati Bengals)

Most Kickoff Return Yards - Career

- 3,185 Dino Hall (1979-83)
- 2,806 Eric Metcalf (1989-94)
- 2,079 Glen Young (1984-85, 1987-88)
- 1,872 Randy Baldwin (1991-94)
- 1,784 Leroy Kelly (1964-73)
- 1,767 Keith Wright (1978-80)
- 1,608 Walter Roberts (1964-66)
- 1,550 Bobby Mitchell (1958-61)
- 1,523 Greg Pruitt (1973-81)
- 1,461 Billy Lefear (1972-75)
- 1,301 Gerald McNeil (1986-89)
- 1,068 Andre' Davis (2002)**

Most Kickoff Return Yards - Season

- 1,068 Andre' Davis (2002)**
- 1,052 Eric Metcalf (1990)
- 1,014 Dino Hall (1979)
- 997 Gerald McNeil (1986)
- 986 Ronnie Powell (1999)
- 898 Glen Young (1985)
- 813 Dino Hall (1981)
- 789 Keith Wright (1978)
- 753 Randy Baldwin (1994)
- 739 Homer Jones (1970)

Most Kickoff Return Yards - Game

- 172 Dino Hall (10/07/1979 vs. Pittsburgh Steelers)
- 169 Dino Hall (11/29/1981 vs. Cincinnati Bengals)
- 168 Andre' Davis (10/20/2002 vs. Houston Texans)**
- 165 Eric Metcalf (12/09/1990 at Houston Oilers)
- 165 Greg Pruitt (11/03/1974 at San Diego Chargers)
- 162 Dino Hall (11/25/1979 at Pittsburgh Steelers)
- 162 Billy Lefear (12/09/1973 at Cincinnati Bengals)
- 160 Eric Metcalf (09/16/1990 at New York Jets)
- 157 Glenn Young (12/01/1985 at New York Giants)
- 145 Gerald McNeil (10/05/1986 at Pittsburgh Steelers)

Most Kickoff Return TDs - Career

- 3 Bobby Mitchell (1958-61)
- 2 Eric Metcalf (1989-94)

Most Kickoff Return TDs - Season

- 2 Eric Metcalf (1990)

Most Kickoff Return TDs - Game

- 1 12 times; most recent Andre' Davis
(10/20/2002 vs. Houston Texans)

Highest Kickoff Return Average - Career (minimum 50 returns)

- 26.26 Greg Pruitt (1973-81); 58-1,523
25.94 Walter Roberts (1964-66); 62-1,608
25.24 Keith Wright (1978-80); 70-1,767
25.00 Bobby Mitchell (1958-61); 62-1,550
24.35 Billy Lefear (1972-75); 60-1,461

Highest Kickoff Return Average - Season (minimum 12 returns)

- 31.69 Billy Lefear (1975); 13-412
29.50 Billy Reynolds (1954); 14-413
28.88 Bo Scott (1969); 25-722
28.31 Greg Pruitt (1973); 16-453
27.55 Greg Pruitt (1974); 22-606

Highest Kickoff Return Average - Game (minimum 3 returns)

- 48.33 Gerald McNeil (10/05/1986 at
Pittsburgh Steelers); 3-145
45.67 Herman Fontenot (10/30/1988 vs.
Cincinnati Bengals); 3-137
43.00 Keith Wright (09/02/1979 at New York
Jets); 3-129
42.00 Andre' Davis (10/20/2002 vs.
Houston Texans); 4-168
42.00 Ben Davis (12/10/1967 at St. Louis
Cardinals); 3-126
41.25 Eric Metcalf (12/09/1990 at Houston
Oilers); 4-165

COMBINED NET YARDS

Combined Net Yards, Most Attempts - Career

- 2,650 Jim Brown (1957-65); 2,359 R, 262 P,
29 PR
2,087 Leroy Kelly (1964-73); 1,727 R, 190 P,
94 KR, 76 PR
1,860 Mike Pruitt (1976-84); 1,593 R, 255 P,
12 PR

Combined Net Yards, Most Attempts - Season

- 353 Jim Brown (1961); 305 R, 46 P, 2 PR
323 Mike Pruitt (1983); 293 R, 30 P
323 Jim Brown (1965); 289 R, 34 P

Combined Net Yards, Most Attempts - Game

- 39 Mike Pruitt (12/03/1981 at Houston
Oilers); 32 R, 7 P
39 Jim Brown (10/04/1959 at Chicago
Cardinals); 37 R, 2 P
38 Earnest Byner (12/17/1995 vs.
Cincinnati Bengals); 31 R, 7 P
38 Jim Brown (11/19/1961 vs.
Philadelphia Eagles); 34 R, 3 P, 1 PR

Combined Net Yards, Most Yards - Career

- 15,459 Jim Brown (1957-65); 12,312 R,
2,499 P, 648 KR
12,329 Leroy Kelly (1964-73); 7,274 R,
2,281 P, 1,784 KR, 990 PR
10,700 Greg Pruitt (1973-81); 5,496 R,
3,022 P, 1,523 KR, 659 PR

Combined Net Yards, Most Yards - Season

- 2,131 Jim Brown (1963); 1,863 R, 268 P
2,014 Leroy Kelly (1966); 1,141 R, 366 P,
403 KR, 104 PR
1,932 Eric Metcalf (1993); 611 R, 539 P,
318 KR, 464 PR

Combined Net Yards, Most Yards - Game

- 313 Jim Brown (11/19/1961 vs.
Philadelphia Eagles); 237 R, 52 P, 24 KR
304 Greg Pruitt (11/23/1975 vs. Cincinnati
Bengals); 121 R, 106 P, 36 KR, 41 PR
299 Leroy Kelly (12/04/1966 vs. New York
Giants); 126 R, 71 P, 102 KR

Combined Net Yards, High Average - Career (minimum 500 attempts)

- 11.94 Ozzie Newsome (1978-90); 682-8,144
8.87 Bobby Mitchell (1958-61); 667-5,916
7.89 Eric Metcalf (1989-94); 1,155-9,108

Combined Net Yards, High Average - Season (minimum 100 attempts)

- 14.32 Dino Hall (1979); 103-1,475
10.90 Greg Pruitt (1973); 102-1,112
9.77 Bobby Mitchell (1958); 128-1,250

Combined Net Yards, High Average - Game (minimum 10 attempts)

- 19.75 Eric Metcalf (10/24/1993 vs.
Pittsburgh Steelers); 12-237
19.75 Dino Hall (10/07/1979 vs. Pittsburgh
Steelers); 12-237
19.64 Eric Metcalf (12/09/1990 at Houston
Oilers); 11-216

SCRIMMAGE YARDS

Scrimmage Yards, Most Attempts - Career

- 2,621 Jim Brown (1957-65); 2,359 R, 262 P
1,917 Leroy Kelly (1964-73); 1,727 R, 190 P
1,848 Mike Pruitt (1976-84); 1,593 R, 255 P

Scrimmage Yards, Most Attempts - Season

- 351 Jim Brown (1961); 305 R, 46 P
323 Mike Pruitt (1983); 293 R, 30 P
323 Jim Brown (1965); 289 R, 34 P

Scrimmage Yards, Most Attempts - Game

- 39 Mike Pruitt (12/03/1981 at Houston
Oilers); 32 R, 7 P
39 Jim Brown (10/04/1959 at Chicago
Cardinals); 37 R, 2 P

38 Earnest Byner (12/17/1995 vs. Cincinnati Bengals); 31 R, 7 P

Scrimmage Yards, Most Yards - Career

14,811 Jim Brown (1957-65); 12,312 R, 2,499 P

9,555 Leroy Kelly (1964-73); 7,274 R, 2,281 P

8,518 Greg Pruitt (1973-81); 5,496 R, 3,022 P

Scrimmage Yards, Most Yards - Season

2,131 Jim Brown (1963); 1,863 R, 268 P

1,872 Jim Brown (1965); 1,544 R, 328 P

1,867 Jim Brown (1961); 1,408 R, 459 P

Scrimmage Yards, Most Yards - Game

289 Jim Brown (11/19/1961 vs. Philadelphia Eagles); 237 R, 52 P

262 Jim Brown (09/15/1963 vs. Washington Redskins); 162 R, 100 P

258 Jim Brown (11/24/1957 vs. Los Angeles Rams); 237 R, 21 P

Scrimmage Yards, High Average - Career (minimum 400 attempts)

14.81 Ray Renfro (1952-63); 418-6,190

11.93 Ozzie Newsome (1978-90); 680-8,115

8.09 Dub Jones (1950-55); 481-3,893

Scrimmage Yards, High Average - Season (minimum 100 attempts)

8.53 Dub Jones (1952); 108-921

7.93 Dub Jones (1951); 134-1,062

7.64 Dub Jones (1950); 101-772

Scrimmage Yards, High Average - Game (minimum 10 attempts)

18.42 Marion Motley (10/29/1950 vs. Pittsburgh Steelers); 12-221

17.70 Gern Nagler (11/20/1960 at Pittsburgh Steelers); 10-177

16.33 Dub Jones (11/25/1951 vs. Chicago Bears); 12-196

QUARTERBACK SACKS

Most Sacks - Career

76.5 Clay Matthews (1978-93)

69 Jerry Sherk (1970-81)

58 Walter Johnson (1965-76)

Most Sacks - Season

14.5 Bill Glass (1965)

14 Jack Gregory (1970)

14 Reggie Camp (1984)

13 Jamir Miller (2001)

12 Clay Matthews (1984)

12 Jerry Sherk (1979)

Most Sacks - Game

4 Jerry Sherk (11/14/1976 vs. Philadelphia)

4 Mack Mitchell (11/20/1977 vs. New York Giants)

Most Consecutive Games At Least One Sack

7 Bill Glass (1966)

Most Sack Yards - Career

568 Clay Matthews (1978-92)

547 Jerry Sherk (1970-81)

Most Sack Yards - Season

125.5 Reggie Camp (1984)

Most Sack Yards - Game

39 Reggie Camp (11/25/1984 vs. Houston)

GAMES WON

Most Games Won, One Season (Including Postseason)

- 13 (1986)
- 12 (1994, 1950)

Most Games Won - Regular Season

- 12 (1986)
- 11 (1994, 1980, 1965, 1953, 1951)

Most Games Won - Home (Season)

- 6 (1994, 1988, 1986, 1983, 1980, 1976, 1967, 1957, 1953, 1951)

Most Games Won - Road (Season)

- 6 (2002, 1986, 1972, 1965)

Most Consecutive Games Won, Start of Season

- 11 (1953)

Most Consecutive Games Won (During Season)

- 11 (1951, 1953)

Most Consecutive Games Won (Regular Season)

- 13 (1951-52)

Most Consecutive Home Games Won (Regular Season)

- 12 (1950-52)
- 11 (1953-54)

Most Consecutive Road Games Won (Regular Season)

- 7 (1951-52; 1954-55; 1971-72)
- 6 (1957-58; 1964-65)
- 5 (1953; 1963-64, 2002 to present)

GAMES LOST

Most Games Lost, One Season

- 14 (1999)
- 13 (2000, 1990)
- 11 (1995, 1984, 1981, 1975)

Most Consecutive Games Lost

- 11 (1974-75)

Most Consecutive Games Lost, Start of Season

- 9 (1975)

Most Consecutive Games Lost, End of Season

- 6 (1999)

Most Consecutive Home Games Lost

- 9 (1999-2000)

Most Consecutive Road Games Lost

- 11 (1974-76)

SCORING

Most Points - Season

- 415 (1964); 22 FG, 49 PAT, 50 TD
- 403 (1966); 9 FG, 52 PAT, 54 TD
- 394 (1968); 18 FG, 46 PAT, 49 TD
- 391 (1986); 26 FG, 43 PAT, 45 TD
- 390 (1987); 21 FG, 45 PAT, 47 TD

Most Points - Game

- 62 (11/07/1954 vs. Washington Redskins); 2 FG, 8 PAT, 8 TD
- 62 (12/06/1953 vs. New York Giants); 2 FG, 8 PAT, 8 TD
- 52 (12/12/1964 at New York Giants); 1 FG, 7 PAT, 7 TD
- 51 (09/10/1989 at Pittsburgh Steelers); 3 FG, 6 PAT, 6 TD
- 49 (12/04/1966 vs. New York Giants); 7 PAT, 7 TD
- 49 (10/30/1966 at Atlanta Falcons); 7 PAT, 7 TD
- 49 (10/19/1952 at Philadelphia Eagles); 7 PAT, 7 TD
- 49 (12/02/1951 vs. Chicago Cardinals); 7 PAT, 7 TD

Most Points Against - Season

- 462 (1990); 16 FG, 56 PAT, 59 TD
- 437 (1999); 33 FG, 40 PAT, 49 TD
- 419 (2000); 31 FG, 44 PAT, 46 TD
- 375 (1981); 21 FG, 40 PAT, 45 TD
- 372 (1975); 13 FG, 45 PAT, 48 TD
- 356 (1995); 26 FG, 34 PAT, 40 TD, 2 2PAT
- 356 (1978); 22 FG, 36 PAT, 42 TD

Most Points Against - Game

- 58 (12/09/1990 at Houston Oilers); 7 PAT, 8 TD
- 55 (11/12/1967 at Green Bay Packers); 2 FG, 7 PAT, 7 TD
- 55 (10/17/1954 at Pittsburgh Steelers); 7 PAT, 8 TD
- 51 (10/07/1979 vs. Pittsburgh Steelers); 1 FG, 6 PAT, 7 TD
- 51 (11/09/1969 at Minnesota Vikings); 3 FG, 6 PAT, 6 TD

Fewest Points Against - Season

- 144 (1950); 4 FG, 18 PAT, 19 TD
- 152 (1951); 4 FG, 18 PAT, 20 TD
- 162 (1954); 3 FG, 21 PAT, 22 TD
- 162 (1953); 2 FG, 20 PAT, 22 TD
- 172 (1957); 7 FG, 19 PAT, 22 TD

Most Points, Both Teams - Game

- 89 (12/04/1966 vs. New York Giants); 4 FG, 11 PAT, 11 TD (W, 49-40)
- 86 (10/07/1979 vs. Pittsburgh Steelers); 1 FG, 11 PAT, 12 TD (L, 35-51)

- 82 (12/15/1960 at New York Giants); 2 FG, 10 PAT, 11 TD (W, 48-34)
 82 (10/17/1954 at Pittsburgh Steelers); 10 PAT, 12 TD (L, 27-5)

Fewest Points, Both Teams - Game

- 6 (11/21/1954 vs. Philadelphia Eagles); 2 FG (W, 6-0)
 6 (10/01/1950 vs. New York Giants); 1 TD (L, 0-6)
 7 (12/01/1974 vs. San Francisco 49ers); 1 PAT, 1 TD (W, 7-0)
 7 (10/25/1953 at New York Giants); 1 PAT, 1 TD (W, 7-0)

Most Touchdowns - Season

- 54 (1966); 18 Rush, 33 Rec, 3 Ret
 50 (1964); 14 Rush, 28 Rec, 8 Ret
 49 (1968); 20 Rush, 27 Rec, 2 Ret

Most Touchdowns - Game

- 8 (11/07/1954 vs. Washington Redskins); 3 Rush, 4 Rec, 1 Ret
 8 (12/06/1953 vs. New York Giants); 2 Rush, 5 Rec, 1 Ret

Most Touchdowns Against - Season

- 59 (1990); 21 Rush, 32 Rec, 6 Def
 49 (1999); 29 Rush, 17 Rec, 3 Ret
 48 (1975); 21 Rush, 25 Rec, 2 Ret

Most Touchdowns Against - Game

- 8 (12/09/1990 at Houston Oilers); 4 Rush, 3 Rec, 1 Def
 8 (10/17/1954 at Pittsburgh Steelers); 2 Rush, 4 Rec, 2 Ret

Fewest Touchdowns - Season

- 17 (2000); 7 Rush, 9 Pass, 1 Ret
 17 (1982); 7 Rush, 9 Rec, 1 Ret
 19 (1956); 8 Rush, 8 Rec, 3 Ret
 24 (1975); 14 Rush, 7 Rec, 3 Ret
 24 (1973); 12 Rush, 10 Rec, 2 Ret

Fewest Touchdowns Against - Season

- 19 (1950); 10 Rush, 8 Rec, 1 Ret
 20 (1951); 8 Rush, 10 Rec, 2 Ret
 21 (1956); 13 Rush, 7 Rec, 1 Ret

Most Touchdowns Rushing - Season

- 24 (1958)
 23 (1954)

Most Touchdowns Rushing - Game

- 6 (11/24/1957 vs. Los Angeles Rams)
 5 (11/01/1959 at Baltimore Colts)
 5 (10/12/1958 vs. Chicago Cardinals)
 5 (10/02/1955 at San Francisco 49ers)
 5 (12/12/1954 vs. Pittsburgh Steelers)

Most Touchdowns Rushing Against - Season

- 29 (1999)
 26 (2000)
 25 (1979)
 21 (1990)
 21 (1975)

Most Touchdowns Rushing Against - Game

- 6 (10/15/1961 vs. Green Bay Packers)
 5 (12/03/2000 at Jacksonville Jaguars)
 5 (10/13/1991 at Washington Redskins)

Fewest Touchdowns Rushing - Season

- 5 (1995)
 6 (1956)

Fewest Touchdowns Rushing Against - Season

- 4 (1954)
 5 (1992)

Most Touchdowns Rushing,

Both Teams - Game

- 7 (11/23/1986 vs. Pittsburgh Steelers)
 7 (11/11/1979 vs. Seattle Seahawks)
 7 (11/24/1957 vs. Los Angeles Rams)

Most Touchdowns Passing - Season

- 33 (1966)
 30 (1980)
 28 (1979)
 28 (1964)
 27 (2002)

Most Touchdowns Passing - Game

- 6 (10/30/1966 at Atlanta Falcons)
 6 (12/12/1964 at New York Giants)

Fewest Touchdowns Passing - Season

- 7 (1975)
 8 (1956)
 9 (2000)
 9 (1982)

Most Touchdowns Passing Against - Season

- 32 (1990)
 31 (1965)
 28 (1981)

Most Touchdowns Passing Against - Game

- 6 (09/26/1965 vs. St. Louis Cardinals)
 5 (11/18/1990 vs. Houston Oilers)
 5 (12/12/1965 at Los Angeles Rams)

Fewest Touchdowns Passing Against - Season

- 7 (1956)
 8 (1957)
 8 (1950)

Most Points After Touchdown - Season

- 52 (1966)
 49 (1964)

Most Points After Touchdown - Game

- 8 (11/07/1954 vs. Washington Redskins)
- 8 (12/06/1953 vs. New York Giants)

Fewest Points After Touchdown - Season

- 17 (2000)
- 17 (1982)
- 18 (1956)

Most Points After Touchdown Against - Season

- 56 (1990)
- 45 (1975)

Most Points After Touchdown Against - Game

- 7 (12/09/1990 at Houston Oilers)
- 7 (11/12/1967 at Green Bay Packers)
- 7 (09/26/1965 vs. St. Louis Cardinals)
- 7 (10/15/1961 vs. Green Bay Packers)
- 7 (10/17/1954 at Pittsburgh Steelers)

Fewest Points After Touchdown

Against - Season

- 18 (1951)
- 18 (1950)

Most Field Goals Made - Season

- 29 (1995)
- 26 (1994)
- 26 (1986)

Most Field Goals Made - Game

- 5 (10/29/1995 at Cincinnati Bengals)
- 5 (10/19/1975 at Denver Broncos)

Fewest Field Goals Made - Season

- 5 (1959)
- 7 (1982)

Most Field Goals Made Against - Season

- 33 (1999)
- 31 (2000)
- 31 (1993)
- 29 (1984)
- 29 (1973)

Most Field Goals Made Against - Game

- 5 (10/22/2000 at Pittsburgh Steelers)

Fewest Field Goals Made Against - Season

- 2 (1953)
- 3 (1954)

Most Safeties For - Season

- 3 (1970)
- 2 (1993)

Most Safeties For - Game

- 1 18 times; most recent (11/11/2001 vs. Pittsburgh Steelers)

Most Safeties Against - Season

- 3 (1987)
- 3 (1974)

Most Safeties, Both Teams - Season

- 4 (1993)

Most Safeties, Both Teams - Game

- 2 (11/14/1993 at Seattle Seahawks)
- 2 (09/13/1987 at New Orleans Saints)

Most Two-Point Conversions - Season

- 4 (1994)

Most Two-Point Conversions - Game

- 1 9 times; (most recent 10/27/02 at New York Jets)

Most Two-Point Conversions, Both Teams - Season

- 5 (1994)
- 3 (1995)

Most Two-Point Conversions Against - Season

- 2 (1995, 2001)

Most Two-Point Conversions Against - Game

- 1 6 times; (most recent 10/21/2001 vs. Baltimore Ravens)

Most Points 1st Quarter

- 21 (12/03/1961 at Dallas Cowboys)

Most Points 2nd Quarter

- 28 (12/01/1991 at Indianapolis Colts)
- 28 (11/05/1989 at Tampa Bay Buccaneers)
- 28 (12/13/1987 vs. Cincinnati Bengals)

Most Points 3rd Quarter

- 24 (12/06/1953 vs. New York Giants)

Most Points 4th Quarter

- 28 (10/25/1964 vs. New York Giants)

Most Points 1st Half

- 35 (11/05/1989 at Tampa Bay Buccaneers)

Most Points 2nd Half

- 35 4 times; most recent (12/04/1966 vs. New York Giants)

Largest Margin of Victory

- 59 (11/07/1954 vs. Washington Redskins)

Largest Margin of Defeat

- 48 (12/03/2000 at Jacksonville Jaguars)
- 48 (11/09/1969 at Minnesota Vikings)
- 48 (11/12/1967 at Green Bay Packers)

FIRST DOWNS

Most First Downs - Season

- 364 (1981)

Most First Downs - Game

- 35 (11/23/1986 vs. Pittsburgh Steelers)

Fewest First Downs - Season

- 173 (1956)

Fewest First Downs - Game
 1 (12/03/1950 vs. Philadelphia Eagles)

Most First Downs by Opponents - Season
 368 (1999)

Most First Downs by Opponents - Game
 36 (11/25/1979 at Pittsburgh Steelers)

Most First Downs, Both Teams - Game
 58 (11/25/1979 at Pittsburgh Steelers)

Most First Downs Rushing - Season
 135 (1963)

Most First Downs Rushing - Game
 21 (12/13/1959 at Philadelphia Eagles)

Fewest First Downs Rushing - Season
 53 (2000)

64 (1999)

64 (1982)

Fewest First Downs Rushing - Game
 0 (12/04/1988 vs. Dallas Cowboys)
 0 (10/15/1972 vs. Chicago Bears)

Most First Downs Rushing by Opponents - Season
 161 (1999)

Most First Downs Rushing by Opponents - Game
 20 (10/10/1964 vs. Pittsburgh Steelers)

Fewest First Downs Rushing by Opponents - Season
 56 (1954)

Fewest First Downs Rushing by Opponents - Game
 0 (09/22/1974 vs. Houston Oilers)
 0 (12/07/1952 at Chicago Cardinals)

Most First Downs Passing - Season
 207 (1980)

Most First Downs Passing - Game
 22 (09/07/1981 vs. San Diego Chargers)

Fewest First Downs Passing - Season
 63 (1956)

Fewest First Downs Passing - Game
 0 (12/03/2000 at Jacksonville Jaguars)
 0 (12/03/1950 vs. Philadelphia Eagles)

Most First Downs Passing by Opponents - Season
 200 (1995)

Most First Downs Passing by Opponents - Game
 26 (12/12/1988 at Miami Dolphins)

Fewest First Downs Passing by Opponents - Season
 62 (1956)

Fewest First Downs Passing by Opponents - Game
 0 (11/24/1974 vs. Buffalo Bills)

Most First Downs by Penalty - Season
 37 (1981)

Most First Downs by Penalty - Game
 7 (09/27/1981 vs. Atlanta Falcons)
 7 (09/24/1978 at Pittsburgh Steelers)
 7 (10/23/1977 at Buffalo Bills)

Fewest First Downs by Penalty - Season
 4 (1952)

Most First Downs by Penalty by Opponents - Season
 38 (1980)
 38 (1978)

Most First Downs by Penalty by Opponents - Game
 9 (11/25/1951 vs. Chicago Bears)

Fewest First Downs by Penalty by Opponents - Season
 10 (1961)

NET YARDS

Most Net Yards Gained - Season
 5,915 (1981)
 5,772 (1979)
 5,588 (1980)

Most Net Yards Gained - Game
 562 (10/25/1981 vs. Baltimore Colts)
 558 (11/10/1986 vs. Miami Dolphins)
 543 (09/15/1963 vs. Washington Redskins)

Fewest Net Yards Gained - Season
 2,708 (1982)
 3,310 (1956)
 3,341 (1973)

Fewest Net Yards Gained - Game
 40 (09/12/1999 vs. Pittsburgh Steelers)
 53 (12/03/2000 at Jacksonville Jaguars)
 59 (12/03/1950 vs. Philadelphia Eagles)
 60 (10/24/1971 vs. Denver Broncos)

Most Net Yards Gained by Opponents - Season
 6,046 (1999)
 5,650 (1979)
 5,648 (1995)

Most Net Yards Gained by Opponents - Game
 606 (11/25/1979 at Pittsburgh Steelers)
 582 (11/07/1965 vs. Philadelphia Eagles)
 535 (09/07/1981 vs. San Diego Chargers)

Fewest Net Yards Gained by Opponents - Season

2,658 (1954)
2,802 (1957)
2,841 (1955)

Fewest Net Yards Gained by Opponents - Game

53 (09/10/1989 at Pittsburgh Steelers)
64 (11/07/1954 vs. Washington Redskins)
68 (11/28/1954 at New York Giants)

PLAYS

Most Offensive Plays - Season

1,138 (1981)
1,092 (1979)
1,065 (1983)

Most Offensive Plays - Game

92 (10/06/1956 at Pittsburgh Steelers)
87 (10/30/1977 vs. Kansas City Chiefs)
85 (10/04/1987 at New England Patriots)
85 (11/30/1986 vs. Houston Oilers)

Fewest Offensive Plays - Season

616 (1982)
647 (1960)
681 (1958)

Fewest Offensive Plays - Game

28 (09/12/1999 vs. Pittsburgh Steelers)
37 (10/27/1963 vs. New York Giants)
39 (11/09/1969 at Minnesota Vikings)
39 (11/11/1962 at Washington Redskins)

Most Offensive Plays by Opponents - Season

1,158 (1999)
1,122 (2000)
1,090 (1994)
1,089 (2001)
1,083 (1978)

Most Offensive Plays by Opponents - Game

90 (09/12/1999 vs. Pittsburgh Steelers)
90 (11/25/1979 at Pittsburgh Steelers)
90 (10/06/1974 vs. Oakland Raiders)

Fewest Offensive Plays by Opponents - Season

594 (1982)
638 (1957)
672 (1954)

Fewest Offensive Plays by Opponents - Game

38 (10/18/1987 at Cincinnati Bengals)
40 (09/20/1981 at Cincinnati Bengals)
40 (10/25/1953 at New York Giants)

RUSHING

Most Yards Gained Rushing - Season

2,639 (1963)
2,546 (1958)
2,488 (1978)

Most Yards Gained Rushing - Game

352 (10/12/1958 vs. Chicago Cardinals)
338 (10/29/1950 vs. Pittsburgh Steelers)
330 (11/24/1957 vs. Los Angeles Rams)

Fewest Yards Gained Rushing - Season

883 (1982)
1,085 (2000)
1,150 (1999)
1,220 (1990)

Fewest Yards Gained Rushing - Game

6 (11/06/1960 vs. New York Giants)
9 (09/12/1999 vs. Pittsburgh Steelers)
11 (09/17/1967 vs. Dallas Cowboys)

Most Yards Gained Rushing by Opponents - Season

2,736 (1999)
2,604 (1979)
2,505 (2000)
2,415 (1974)

Most Yards Gained Rushing by Opponents - Game

361 (10/07/1979 vs. Pittsburgh Steelers)
354 (10/10/1964 vs. Pittsburgh Steelers)
305 (11/11/1956 vs. Baltimore Colts)

Fewest Yards Gained Rushing by Opponents - Season

1,050 (1954)
1,189 (1955)
1,292 (1982)

Fewest Yards Gained Rushing by Opponents - Game

4 (11/28/1954 at New York Giants)
20 (10/22/1967 vs. Chicago Bears)
22 (10/08/1966 vs. Pittsburgh Steelers)

Fewest Yards Allowed Rushing Per Game

87.50 (1954)
95.53 (1987)
99.08 (1955)

Most Rushing Attempts - Season

559 (1978)
536 (1955)
535 (1985)

Most Rushing Attempts - Game

60 (10/02/1955 at San Francisco 49ers)
59 (12/13/1959 at Philadelphia Eagles)
59 (12/04/1955 at Pittsburgh Steelers)

Fewest Rushing Attempts - Season

256 (1982)
313 (1999)
336 (2000)
345 (1990)

Fewest Rushing Attempts - Game

- 9 (09/12/1999 vs. Pittsburgh Steelers)
- 10 (11/09/1969 at Minnesota Vikings)
- 11 (11/10/1991 vs. Philadelphia Eagles)
- 11 (10/14/1956 vs. New York Giants)

Most Rushing Attempts by Opponents - Season

- 610 (1999)
- 594 (2000)
- 577 (1979)
- 563 (1978)

Most Rushing Attempts by Opponents - Game

- 64 (10/10/1964 vs. Pittsburgh Steelers)
- 59 (12/16/1956 vs. Chicago Cardinals)
- 57 (09/12/1999 vs. Pittsburgh Steelers)
- 57 (10/24/1971 vs. Denver Broncos)
- 57 (11/23/1952 vs. Philadelphia Eagles)

Highest Average Gain Rushing - Season

- 5.74 (1963)
- 5.36 (1958)
- 5.22 (1966)

Lowest Average Gain Rushing - Season

- 3.24 (2001)
- 3.38 (1971)
- 3.42 (1970)
- 3.45 (1982)

PASSING

Most Gross Yards Gained Passing - Season

- 4,339 (1981)
- 4,132 (1980)
- 4,018 (1986)

Most Gross Yards Gained Passing - Game

- 444 (10/25/1981 vs. Baltimore Colts)
- 414 (11/23/1986 vs. Pittsburgh Steelers)
- 401 (11/10/1986 vs. Miami Dolphins)

Highest Gross Average Yards Per Attempts - Season

- 10.17 (1953)
- 9.61 (1957)
- 9.51 (1955)

Fewest Gross Yards Gained Passing - Season

- 1,358 (1956)
- 1,741 (1973)
- 1,758 (1958)

Fewest Gross Yards Gained Passing - Game

- 15 (12/19/1954 vs. Detroit Lions)
- 26 (11/02/1958 vs. New York Giants)
- 26 (10/25/1953 at New York Giants)
- 33 (12/03/2000 at Jacksonville Jaguars)

Most Gross Yards Gained Passing by Opponents - Season

- 4,013 (1995)
- 3,746 (1980)
- 3,546 (1986)

Most Gross Yards Gained Passing by Opponents - Game

- 456 (12/14/1980 at Minnesota Vikings)
- 418 (11/26/1967 vs. Washington Redskins)
- 414 (12/23/1989 at Houston Oilers)

Fewest Gross Yards Gained Passing by Opponents - Season

- 1,215 (1956)
- 1,511 (1957)
- 1,581 (1950)

Fewest Gross Yards Gained Passing by Opponents - Game

- 9 (11/24/1974 vs. Buffalo Bills)
- 17 (10/22/1950 at New York Giants)
- 21 (11/11/1956 vs. Baltimore Colts)

Most Passes Attempted - Season

- 624 (1981)
- 573 (1990)
- 567 (1983)

Most Passes Attempted - Game

- 57 (09/07/1981 vs. San Diego Chargers)
- 54 (11/05/1995 vs. Houston Oilers)
- 53 (09/13/1981 vs. Houston Oilers)

Fewest Passes Attempted - Season

- 195 (1957)
- 202 (1956)
- 206 (1958)

Fewest Passes Attempted - Game

- 0 (12/3/1950 vs. Philadelphia Eagles)
- 4 (11/04/1956 at Green Bay Packers)
- 5 (10/25/1953 at New York Giants)
- 6 (12/19/1954 vs. Detroit Lions)

Most Passes Attempted by Opponents - Season

- 587 (1994)
- 573 (1995)
- 552 (2001)
- 541 (1993)

Most Passes Attempted by Opponents - Game

- 59 (09/20/1992 at Los Angeles Raiders)
- 58 (09/18/1994 vs. Arizona Cardinals)
- 54 (10/20/1991 at San Diego Chargers)

Fewest Passes Attempted by Opponents - Season

- 226 (1956)
- 242 (1957)
- 266 (1982)

Fewest Passes Attempted by

Opponents - Game

- 7 (11/24/1974 vs. Buffalo Bills)
- 8 (12/16/1956 vs. Chicago Cardinals)
- 9 (10/15/1972 vs. Chicago Bears)
- 9 (10/12/1952 vs. New York Giants)

Most Passes Completed - Season

- 348 (1981)
- 338 (2002)**
- 337 (1980)
- 324 (1995)
- 324 (1983)

Most Passes Completed - Game

- 36 (09/22/2002 at Tennessee Titans)**
- 33 (12/05/1982 vs. San Diego Chargers)
- 32 (10/27/2002 at New York Jets)**
- 32 (11/10/1986 vs. Miami Dolphins)
- 31 (09/07/1981 vs. San Diego Chargers)

Fewest Passes Completed - Season

- 105 (1956)
- 108 (1957)
- 110 (1958)

Fewest Passes Completed - Game

- 1 (12/19/1954 vs. Detroit Lions)
- 2 (11/04/1956 at Green Bay Packers)
- 2 (10/25/1953 at New York Giants)

Most Passes Completed by

Opponents - Season

- 360 (1995)
- 331 (1999)
- 325 (1994)

Most Passes Completed by Opponents - Game

- 38 (12/14/1980 at Minnesota Vikings)
- 33 (09/20/1992 at Los Angeles Raiders)
- 33 (10/20/1991 at San Diego Chargers)
- 33 (09/28/1986 vs. Detroit Lions)

Fewest Passes Completed by

Opponents - Season

- 105 (1957)
- 107 (1956)
- 121 (1950)

Fewest Passes Completed by

Opponents - Game

- 1 (11/24/1974 vs. Buffalo Bills)
- 2 (10/15/1972 vs. Chicago Bears)
- 2 (12/16/1956 vs. Chicago Cardinals)
- 2 (10/22/1950 at New York Giants)

Highest Completion Percentage - Season

- 63.04 (1953)
- 62.03 (1991)
- 61.23 (2002)**
- 60.72 (1980)

Highest Completion Percentage - Game

- 91.30 (12/26/1993 at Los Angeles Rams)
- 85.71 (12/13/1959 at Philadelphia Eagles)
- 84.21 (12/12/1964 at New York Giants)

Lowest Completion Percentage - Season

- 46.88 (1972)
- 48.05 (1967)
- 48.47 (1970)

Lowest Completion Percentage - Game

- 16.67 (12/19/1954 vs. Detroit Lions)
- 19.05 (10/03/1970 vs. Pittsburgh Steelers)
- 25.00 (09/29/1968 vs. Los Angeles Rams)
- 25.00 (10/27/1963 vs. New York Giants)

MOST INTERCEPTIONS

Most Interceptions - Season

- 33 (2001)
- 32 (1968)
- 31 (1960)
- 31 (1950)

Most Interceptions - Game

- 7 (09/23/2001 vs. Detroit Lions)
- 7 (12/11/1960 vs. Chicago Bears)
- 6 (09/20/1987 vs. Pittsburgh Steelers)
- 6 (11/30/1986 vs. Houston Oilers)
- 6 (11/17/1968 at Pittsburgh Steelers)
- 6 (10/29/1950 vs. Pittsburgh Steelers)

Fewest Interceptions - Season

- 8 (1999)
- 10 (1975)
- 12 (2000)
- 12 (1973)
- 13 (1993)
- 13 (1992)
- 13 (1990)
- 13 (1972)

Most Interceptions by Opponents - Season

- 31 (1977)
- 28 (1983)
- 27 (1981)
- 27 (1979)
- 27 (1971)

Most Interceptions by Opponents - Game

- 6 (10/16/1983 at Pittsburgh Steelers)
- 6 (11/22/1981 vs. Pittsburgh Steelers)
- 6 (09/26/1965 vs. St. Louis Cardinals)
- 6 (10/17/1954 at Pittsburgh Steelers)

Lowest Interception Percentage,

Opponents - Season

- 1.53 (1999)
- 1.89 (1960)
- 1.99 (1991)

Fewest Interceptions by Opponents - Season

5 (1960)
9 (1959)
9 (1953)

Most Interception Return Yards - Season

624 (1960)
444 (1964)
430 (1977)

Most Interception Return Yards - Game

213 (12/11/1960 vs. Chicago Bears)
132 (11/20/1983 at New England Patriots)
128 (10/02/1988 at Pittsburgh Steelers)

Fewest Interception Return Yards - Season

52 (1999)
68 (2000)
102 (1982)
107 (1975)

Most Interception Return Yards by Opponents - Season

518 (1984)
508 (1983)
453 (1971)

Most Interception Return Yards by Opponents - Game

147 (10/17/1954 at Pittsburgh Steelers)
142 (10/16/1983 at Pittsburgh Steelers)
140 (10/18/1970 vs. Detroit Lions)

Fewest Interception Return Yards by Opponents - Season

58 (1960)
68 (1966)
94 (1953)

Most Touchdowns by Interceptions - Season

6 (1960)
4 (2001)
4 (1989)
4 (1954)

Most Touchdowns by Interceptions - Game

3 (12/11/1960 vs. Chicago Bears)

Most Touchdowns by Interceptions by Opponents - Season

4 (1970)
3 (1990)

Most Touchdowns by Interceptions by Opponents - Game

2 (10/18/1970 vs. Detroit Lions)
2 (10/17/1954 at Pittsburgh Steelers)

PUNTING

Most Punts - Season

108 (2000)
106 (1999)

99 (2001)
97 (1989)
90 (1974)

Most Punts - Game

12 (12/03/2000 at Jacksonville Jaguars)
12 (11/19/1989 vs. Kansas City Chiefs)
12 (12/03/1950 vs. Philadelphia Eagles)

Fewest Punts - Season

45 (1962)
48 (1982)
49 (1964)

Fewest Punts - Game

0 (11/05/1995 vs. Houston Oilers)
0 (09/13/1987 at New Orleans Saints)

Most Punts by Opponents - Season

97 (1994)
94 (1989)
91 (1985)

Most Punts by Opponents - Game

11 (12/17/1989 vs. Minnesota Vikings)
11 (11/19/1989 vs. Kansas City Chiefs)
11 (11/18/1973 at Oakland Raiders)
11 (10/04/1952 at Pittsburgh Steelers)
11 (11/18/1951 at New York Giants)

Fewest Punts by Opponents - Season

40 (1982)
46 (1960)
50 (1959)

Fewest Punts by Opponents - Game

0 (12/12/1988 at Miami Dolphins)
0 (12/04/1977 at San Diego Chargers)
0 (12/03/1961 at Dallas Cowboys)

Most Punts, Both Teams - Season

191 (1989)
177 (1994)
176 (2000)
173 (2001)
172 (1999)
172 (1985)

Most Punts, Both Teams - Game

23 (11/19/1989 vs. Kansas City Chiefs)
21 (12/17/1989 vs. Minnesota Vikings)
21 (11/18/1973 at Oakland Raiders)

Fewest Punts, Both Teams - Season

88 (1982)
100 (1959)
101 (1962)
101 (1960)

Fewest Punts, Both Teams - Game

1 (12/03/1961 at Dallas Cowboys)
1 (11/01/1959 at Baltimore Colts)

Highest Gross Punting Average - Season

45.70 (1965)
45.69 (1952)
45.55 (2000)
45.49 (1951)

Highest Gross Punting Average - Game

58.00 (12/03/1978 at Seattle Seahawks)
56.50 (11/13/1960 vs. St. Louis Cardinals)
54.75 (11/28/1954 at New York Giants)

Highest Gross Punting Average by**Opponents - Season**

45.04 (1960)
44.50 (1992)
43.72 (1963)

Highest Gross Punting Average by**Opponents - Game**

61.00 (09/13/1993 vs. San Francisco 49ers)
59.00 (11/27/1960 at St. Louis Cardinals)
57.50 (11/20/1960 at Pittsburgh Steelers)

PUNT RETURNS**Most Punt Returns - Season**

61 (1954)
55 (1952)
52 (1974)

Most Punt Returns - Game

8 (11/18/1956 at Philadelphia Eagles)
8 (11/28/1954 at New York Giants)
8 (11/07/1954 vs. Washington Redskins)

Fewest Punt Returns - Season

20 (1964)
20 (1962)
21 (1960)

Most Punt Returns by Opponents - Season

69 (2000)
68 (1999)
68 (1974)
52 (2001)

Most Punt Returns by Opponents - Game

12 (12/03/1950 vs. Philadelphia Eagles)
9 (11/13/1995 at Pittsburgh Steelers)

Fewest Punt Returns by Opponents - Season

15 (1962)
16 (1987)

Most Punt Return Yardage - Season

563 (1993)
523 (1974)
496 (1989)

Most Punt Return Yardage - Game

166 (10/24/1993 vs. Pittsburgh Steelers)
134 (10/27/1974 vs. Denver Broncos)
116 (11/30/1952 at Washington Redskins)

Fewest Punt Return Yardage - Season

96 (1968)
111 (1962)
134 (1982)

Most Punt Return Yardage by**Opponents - Season**

793 (2000)
762 (1999)
705 (1974)
647 (2001)

Most Punt Return Yardage by**Opponents - Game**

149 (09/22/1974 vs. Houston Oilers)
133 (12/09/2001 at New England Patriots)
131 (11/13/1995 at Pittsburgh Steelers)
126 (11/25/2001 vs. Cincinnati Bengals)
126 (11/26/2000 at Baltimore Ravens)
125 (09/26/1976 at Denver Broncos)

Fewest Punt Return Yardage by**Opponents - Season**

39 (1959)
70 (1967)
72 (1969)

Highest Punt Return Average - Season

15.15 (1964)
15.13 (1950)
13.24 (1993)

Lowest Punt Return Average - Season

4.00 (1968)
4.07 (1953)
4.81 (1957)

Highest Punt Return Average Allowed - Season

18.00 (1977)
12.44 (2001)
11.49 (2000)
11.49 (1976)
11.37 (1984)

Lowest Punt Return Average Allowed - Season

1.22 (1959)
2.41 (1967)
2.50 (1958)

Most Punt Return Touchdowns - Season

3 (1993)
2 (1994)
2 (1965)
2 (2002)

Most Punt Return Touchdowns - Game

2 (10/24/1993 vs. Pittsburgh Steelers)

Most Punt Return Touchdowns by**Opponents - Season**

3 (1977)
2 (1976)

Most Punt Return Touchdowns by Opponents - Game
2 (09/26/1976 at Denver Broncos)

KICKOFF RETURNS

Most Kickoff Returns - Season

89 (1999)
85 (2000)
75 (1979)

Most Kickoff Returns - Game

9 (12/03/2000 at Jacksonville Jaguars)
9 (10/15/2000 at Denver Broncos)
9 (10/07/1979 vs. Pittsburgh Steelers)
9 (10/17/1954 at Pittsburgh Steelers)

Fewest Kickoff Returns - Season

27 (1951)
29 (1959)
30 (1953)

Most Kickoff Returns by Opponents - Season

78 (1986)
75 (1964)
72 (1987)
72 (1978)

Most Kickoff Returns by Opponents - Game

8 11 times; most recent (10/23/1994 vs. Cincinnati Bengals)

Fewest Kickoff Returns by Opponents - Season

Opponents - Season

23 (1982)
33 (1956)
34 (1951)

Most Kickoff Return Yardage - Season

1,725 (1999)
1,710 (2000)
1,697 (1978)
1,537 (1981)

Most Kickoff Return Yardage - Game

256 (11/07/1965 vs. Philadelphia Eagles)
225 (09/20/1964 vs. St. Louis Cardinals)
224 (12/09/1973 at Cincinnati Bengals)

Fewest Kickoff Return Yardage - Season

496 (1951)
551 (1959)
579 (1953)

Most Kickoff Return Yardage by Opponents - Season

1,517 (1964)
1,501 (1966)
1,476 (1986)

Most Kickoff Return Yardage by Opponents - Game

236 (12/04/1966 vs. New York Giants)

236 (12/15/1963 at Washington Redskins)
226 (11/17/1968 at Pittsburgh Steelers)

Fewest Kickoff Return Yardage by Opponents - Season

424 (1982)
734 (1959)
763 (1951)

Highest Kickoff Return Average - Season

25.38 (1967)
25.26 (1954)
24.55 (1994)

Lowest Kickoff Return Average - Season

16.15 (1991)
17.51 (1952)
17.52 (1987)

Highest Kickoff Return Average Allowed - Season

26.63 (1975)
26.16 (1961)
25.69 (1981)

Lowest Kickoff Return Average Allowed - Season

14.34 (1980)
16.78 (1988)
17.33 (1985)

Most Kickoff Return Touchdowns - Season

2 (1990)
2 (1958)

Most Kickoff Return Touchdowns - Game

1 12 times; most recent (10/20/2002 vs. Houston Texans)

Most Kickoff Return TDs by Opponents - Season

2 (1967)
2 (1966)

Most Kickoff Return TDs by Opponents - Game

2 (11/12/1967 at Green Bay Packers)

PENALTIES

Most Penalties - Season

128 (1989)
127 (1978)

Most Penalties - Game

21 (11/25/1951 vs. Chicago Bears)
18 (10/07/1951 at Los Angeles Rams)

Most Penalty Yards - Season

1,165 (1978)
1,046 (1977)

Most Penalty Yards - Game

209 (11/25/1951 vs. Chicago Bears)
188 (10/29/1995 at Cincinnati Bengals)

Fewest Penalties - Season

36 (1959)
47 (1961)

Fewest Penalties - Game

0 (11/18/1962 vs. St. Louis Cardinals)
0 (11/29/1959 vs. San Francisco 49ers)

Fewest Penalty Yards - Season

329 (1959)
455 (1961)

Most Penalties by Opponents - Season

131 (1978)
129 (1994)

Most Penalties by Opponents - Game

17 (12/04/1988 vs. Dallas Cowboys)
16 (11/08/1987 vs. Atlanta Falcons)
16 (11/25/1951 vs. Chicago Bears)

Most Penalty Yards by Opponents - Season

1,139 (1994)
1,110 (1978)

Most Penalty Yards by Opponents - Game

165 (11/25/1951 vs. Chicago Bears)
161 (09/21/1970 vs. New York Jets)

Fewest Penalties by Opponents - Season

32 (1959)
37 (1958)

Fewest Penalties by Opponents - Game

0 (12/26/1999 vs. Indianapolis Colts)
0 (10/13/1991 at Washington Redskins)
0 (12/04/1966 vs. New York Giants)

Fewest Penalty Yards by Opponents - Season

285 (1959)
335 (1953)

Most Penalties, Both Teams - Game

37 (11/25/1951 vs. Chicago Bears)
27 (09/11/1983 at Detroit Lions)
27 (09/17/1978 at Atlanta Falcons)

Most Penalty Yards, Both Teams - Game

374 (11/25/1951 vs. Chicago Bears)
270 (10/29/1995 at Cincinnati Bengals)

FUMBLES

Most Fumbles - Season

50 (1978)
46 (1976)

Most Fumbles - Game

9 (12/23/1990 at Pittsburgh Steelers)
9 (12/20/1981 at Seattle Seahawks)

Fewest Fumbles - Season

8 (1959)
14 (1958)

Most Fumbles by Opponents - Season

39 (1979)
39 (1972)

Most Fumbles by Opponents - Game

8 (10/05/1958 at Pittsburgh Steelers)
8 (11/12/1950 vs. San Francisco 49ers)
8 (10/07/1950 at Pittsburgh Steelers)

Fewest Fumbles by Opponents - Season

11 (1956)
13 (1963)

Most Fumbles, Both Teams - Game

13 (12/20/1981 at Seattle Seahawks)
13 (12/12/1971 at New Orleans Saints)

Most Fumbles Lost - Season

29 (1978)
26 (1981)

Most Fumbles Lost - Game

8 (12/23/1990 at Pittsburgh Steelers)
7 (12/20/1981 at Seattle Seahawks)

Fewest Fumbles Lost - Season

5 (1959)
7 (1964)

Most Opponents Fumbles

Recovered - Season

29 (1951)
24 (1950)

Most Opponents Fumbles Recovered - Game

6 (11/12/1950 vs. San Francisco 49ers)
5 5 times; (most recent 09/10/1989 at Pittsburgh Steelers)

Fewest Opponents Fumbles

Recovered - Season

8 (1956)
9 6 times; (most recent 2001)

QUARTERBACK SACKS

Most Times Browns Sacked Opponent

Quarterback - Season

48 (1993)
48 (1992)
45 (1989)
44 (1985)
44 (1967)
43 (2001)
43 (1984)

Most Times Browns Sacked Opponent

Quarterback - Game

11 (11/18/1984 at Atlanta Falcons)
9 (12/05/1993 vs. New Orleans Saints)
9 (10/16/1988 vs. Philadelphia Eagles)

**Fewest Times Browns Sacked Opponent
Quarterback - Season**

- 22 (1982)
- 25 (1999)
- 25 (1971)

**Most Times Browns Quarterbacks
Sacked - Season**

- 60 (1999)
- 55 (1984)
- 51 (2001)
- 48 (1974)

**Most Times Browns Quarterbacks
Sacked - Game**

- 11 (09/06/1992 at Indianapolis Colts)
- 11 (09/30/1984 at Kansas City Chiefs)
- 8 (12/16/2001 vs. Jacksonville Jaguars)
- 8 (11/19/1967 vs. Minnesota Vikings)

**Fewest Times Browns Quarterbacks
Sacked - Season**

- 14 (1994)
- 16 (1970)
- 19 (1976)

**Most Yards Opponents Lost Attempting
to Pass - Season**

- 430 (1951)
- 359 (1989)
- 354 (1967)

**Most Yards Opponents Lost Attempting
to Pass - Game**

- 95 (11/18/1984 at Atlanta Falcons)
- 91 (10/28/1962 at Pittsburgh Steelers)
- 88 (12/16/1951 at Philadelphia Eagles)

**Most Yards Browns Lost Attempting
to Pass - Season**

- 402 (1974)
- 385 (1999)
- 372 (1967)

**Most Yards Browns Lost Attempting
to Pass - Game**

- 81 (10/30/1960 at Washington Redskins)
- 78 (09/30/1984 at Kansas City Chiefs)

Most Times Sacked, Both Teams - Game

- 13 (09/30/1984 at Kansas City Chiefs)
- 12 (09/06/1992 at Indianapolis Colts)
- 12 (11/18/1984 at Atlanta Falcons)
- 12 (10/22/1967 vs. Chicago Bears)

SHUTOUTS

Most Shutouts - Season

- 3 (1951)

Most Shutouts Against - Season

- 4 (2000)

Most Consecutive Shutout Quarters

- 8 (1951, 1983)

TURNOVERS

**Most Turnovers Committed
(Giveaways) - Season**

- 53 (1981)
- 53 (1977)

**Most Turnovers Committed
(Giveaways) - Game**

- 10 (12/20/1981 at Seattle Seahawks)
- 9 (12/23/1990 at Pittsburgh Steelers)

**Most Turnovers, Opponents
(Takeaways) - Season**

- 55 (1950)
- 51 (1951)
- 49 (1966)
- 46 (1968)
- 45 (1978)
- 45 (1960)
- 42 (2001)
- 42 (1954)

**Most Turnovers, Opponents
(Takeaways) - Game**

- 9 (10/05/1958 at Pittsburgh Steelers)
- 9 (11/12/1950 vs. San Francisco 49ers)

**Fewest Turnovers Committed
(Giveaways) - Season**

- 14 (1959)
- 17 (1960)

**Fewest Turnovers, Opponents
(Giveaways) - Season**

- 21 (1973)
- 22 (1993)
- 22 (1990)

Most Turnovers, Both Teams - Game

- 14 (12/20/1981 at Seattle Seahawks)
- 14 (10/05/1958 at Pittsburgh Steelers)

SCORING

Most Points

- 56 (12/26/1954 vs. Detroit Lions); 8 PAT, 8 TD (W, 56-10)
- 38 (01/09/1988 vs. Indianapolis Colts); 1 FG, 5 PAT, 5 TD (W, 38-21)
- 38 (12/28/1969 at Dallas Cowboys); 1 FG, 5 PAT, 5 TD (W, 38-14)
- 38 (12/26/1955 at Los Angeles Rams); 1 FG, 5 PAT, 5 TD (W, 38-14)

Fewest Points Against

- 0 (12/27/1964 vs. Baltimore Colts) (W, 27-0)
- 3 (12/17/1950 vs. New York Giants); 1 FG (W, 8-3)

Most Points, Both Teams

- 73 (12/29/1957 at Detroit Lions); 1 FG, 10 PAT, 10 TD (L, 14-59)
- 71 (01/17/1988 at Denver Broncos); 2 FG, 9 PAT, 9 TD (L, 33-38)
- 69 (01/05/2003 at Pittsburgh Steelers); 2 FG, 7 PAT, 1 2-PT, 9 TD (L, 33-36)

Fewest Points, Both Teams

- 10 (12/21/1958 at New York Giants); 1 FG, 1 PAT, 1 TD (L, 0-10)
- 11 (12/17/1950 vs. New York Giants); 3 FG (W, 8-3)

Most Touchdowns

- 8 (12/26/1954 vs. Detroit Lions); 5 Rush, 3 Recv
- 5 (01/09/1988 vs. Indianapolis Colts); 1 Rush, 3 Recv, 1 Ret
- 5 (12/28/1969 at Dallas Cowboys); 3 Rush, 1 Recv, 1 Ret
- 5 (12/26/1955 at Los Angeles Rams); 4 Rush, 1 Ret

Most Touchdowns Against

- 8 (12/29/1957 at Detroit Lions); 2 Rush, 5 Recv, 1 Ret
- 7 (12/24/1967 at Dallas Cowboys); 4 Rush, 2 Recv, 1 Ret

Most Touchdowns Rushing

- 5 (12/26/1954 vs. Detroit Lions)
- 3 (12/28/1969 at Dallas Cowboys)

Most Touchdowns Rushing Against

- 4 (12/29/1968 vs. Baltimore Colts)
- 4 (12/24/1967 at Dallas Cowboys)
- 3 (01/08/1983 at Los Angeles Raiders)

Most Touchdowns Rushing, Both Teams

- 5 (12/26/1954 vs. Detroit Lions)

Most Touchdowns Passing

- 4 (12/24/1950 vs. Los Angeles Rams)

Most Touchdowns Passing Against

- 5 (12/29/1957 at Detroit Lions)
- 4 (01/06/1990 vs. Buffalo Bills)

Most Points After Touchdown

- 8 (12/26/1954 vs. Detroit Lions)
- 5 (01/09/1988 vs. Indianapolis Colts)
- 5 (12/28/1969 at Dallas Cowboys)
- 5 (12/26/1955 at Los Angeles Rams)

Most Points After Touchdown Against

- 8 (12/29/1957 at Detroit Lions)
- 7 (12/24/1967 at Dallas Cowboys)

Most Field Goals

- 3 (12/24/1988 vs. Houston Oilers)
- 3 (01/03/1987 vs. New York Jets)
- 3 (12/27/1953 at Detroit Lions)

Most Field Goals Against

- 3 (01/14/1990 at Denver Broncos)
- 3 (01/11/1987 vs. Denver Broncos)
- 3 (01/02/1966 at Green Bay Packers)

Most Safeties For

- 1 (01/17/1988 at Denver Broncos)
- 1 (12/17/1950 vs. New York Giants)

Most Safeties Against

- 1 (01/07/1995 at Pittsburgh Steelers)
- 1 (01/01/1995 vs. New England Patriots)

Most Safeties, Both Teams

- 1 (01/07/1995 at Pittsburgh Steelers)
- 1 (01/17/1988 at Denver Broncos)
- 1 (12/17/1950 vs. New York Giants)

Most Points 1st Quarter

- 14 (12/26/1954 vs. Detroit Lions)
- 9 (01/02/1966 at Green Bay Packers)

Most Points 2nd Quarter

- 21 (12/26/1954 vs. Detroit Lions)
- 14 (01/06/1990 vs. Buffalo Bills)
- 14 (12/26/1955 at Los Angeles Rams)

Most Points 3rd Quarter

- 21 (01/14/1990 at Denver Broncos)
- 21 (01/17/1988 at Denver Broncos)

Most Points 4th Quarter

- 17 (01/09/1988 vs. Indianapolis Colts)
- 14 (12/28/1969 at Dallas Cowboys)

Most Points 1st Half

- 35 (12/26/1954 vs. Detroit Lions)

Most Points 2nd Half

- 30 (01/17/1988 at Denver Broncos)

Largest Margin of Victory

- 46 (12/26/1954 vs. Detroit Lions)
- 27 (12/27/1964 vs. Baltimore Colts)

Largest Margin of Defeat

- 45 (12/29/1957 at Detroit Lions)
- 38 (12/24/1967 at Dallas Cowboys)

FIRST DOWNS

Most First Downs

- 33 (01/03/1987 vs. New York Jets)
- 25 (01/17/1988 at Denver Broncos)
- 25 (01/09/1988 vs. Indianapolis Colts)

Fewest First Downs

- 10 (12/27/1953 at Detroit Lions)

Most First Downs by Opponents

- 30 (01/05/2003 at Pittsburgh Steelers)
- 25 (01/08/1983 at Los Angeles Raiders)
- 24 (01/06/1990 vs. Buffalo Bills)
- 24 (01/17/1988 at Denver Broncos)

Most First Downs, Both Teams

- 51 (01/05/2003 at Pittsburgh Steelers)
- 49 (01/17/1988 at Denver Broncos)
- 48 (01/09/1988 vs. Indianapolis Colts)

Most First Downs Rushing

- 15 (12/28/1952 vs. Detroit Lions)
- 11 (01/04/1986 at Miami Dolphins)
- 11 (12/29/1957 at Detroit Lions)

Fewest First Downs Rushing

- 2 (01/05/2003 at Pittsburgh Steelers)
- 9 (12/27/1953 at Detroit Lions)

Most First Downs Rushing by Opponents

- 14 (01/07/1995 at Pittsburgh Steelers)
- 13 (01/04/1970 at Minnesota Vikings)
- 13 (12/29/1968 vs. Baltimore Colts)
- 13 (12/24/1967 at Dallas Cowboys)

Fewest First Downs Rushing by Opponents

- 0 (12/27/1953 at Detroit Lions)
- 0 (12/23/1951 at Los Angeles Rams)

Most First Downs Passing

- 21 (01/03/1987 vs. New York Jets)
- 18 (01/05/2003 at Pittsburgh Steelers)
- 17 (12/28/1969 at Dallas Cowboys)

Fewest First Downs Passing

- 0 (12/27/1953 at Detroit Lions)
- 0 (12/23/1951 at Los Angeles Rams)

Most First Downs Passing by Opponents

- 24 (01/05/2003 at Pittsburgh Steelers)
- 20 (01/06/1990 vs. Buffalo Bills)
- 16 (01/09/1988 vs. Indianapolis Colts)

Fewest First Downs Passing by Opponents

- 0 (12/27/1953 at Detroit Lions)
- 0 (12/23/1951 at Los Angeles Rams)

Most First Downs by Penalty

- 6 (01/03/1987 vs. New York Jets)
- 5 (01/08/1983 at Los Angeles Raiders)

Most First Downs by Penalty by Opponents

- 3 (01/05/2003 at Pittsburgh Steelers)
- 3 (01/17/1988 at Denver Broncos)
- 3 (01/09/1988 vs. Indianapolis Colts)
- 3 (01/11/1987 vs. Denver Broncos)
- 3 (12/29/1957 at Detroit Lions)

NET YARDS

Most Net Yards Gained

- 553 (01/03/1987 vs. New York Jets)
- 464 (01/17/1988 at Denver Broncos)
- 447 (01/05/2003 at Pittsburgh Steelers)
- 414 (12/24/1950 vs. Los Angeles Rams)
- 404 (01/09/1988 vs. Indianapolis Colts)

Fewest Net Yards Gained

- 86 (12/21/1958 at New York Giants)
- 165 (12/26/1971 vs. Baltimore Colts)

Most Net Yards Gained by Opponents

- 510 (01/08/1983 at Los Angeles Raiders)
- 497 (01/14/1990 at Denver Broncos)

Fewest Net Yards Gained by Opponents

- 181 (12/27/1964 vs. Baltimore Colts)
- 189 (12/17/1950 vs. New York Giants)
- 208 (01/04/1981 vs. Oakland Raiders)
- 217 (12/28/1969 at Dallas Cowboys)

Most Offensive Plays

- 95 (01/03/1987 vs. New York Jets)
- 73 (12/26/1955 at Los Angeles Rams)
- 73 (01/05/2003 at Pittsburgh Steelers)
- 70 (12/28/1952 vs. Detroit Lions)
- 69 (01/04/1981 vs. Oakland Raiders)

Fewest Offensive Plays

- 39 (01/02/1966 at Green Bay Packers)
- 40 (12/21/1958 at New York Giants)

Most Offensive Plays by Opponents

- 77 (01/11/1987 vs. Denver Broncos)
- 76 (01/14/1990 at Denver Broncos)

Fewest Offensive Plays by Opponents

- 44 (12/28/1952 vs. Detroit Lions)
- 47 (12/27/1964 vs. Baltimore Colts)
- 52 (12/17/1950 vs. New York Giants)
- 54 (12/26/1955 at Los Angeles Rams)
- 56 (12/29/1957 at Detroit Lions)

RUSHING

Most Yards Gained Rushing

- 251 (01/04/1986 at Miami Dolphins)
- 227 (12/28/1952 vs. Detroit Lions)



- 218 (12/29/1957 at Detroit Lions)
- 182 (12/27/1953 vs. Detroit Lions)
- 175 (01/09/1988 vs. Indianapolis Colts)

Fewest Yards Gained Rushing

- 24 (12/21/1958 at New York Giants)
- 38 (01/05/2003 at Pittsburgh Steelers)
- 55 (01/07/1995 at Pittsburgh Steelers)

Most Yards Gained Rushing by Opponents

- 238 (01/07/1995 at Pittsburgh Steelers)
- 222 (01/04/1970 at Minnesota Vikings)

Fewest Yards Gained Rushing by Opponents

- 49 (01/06/1990 vs. Buffalo Bills)
- 57 (01/01/1995 vs. New England Patriots)
- 63 (01/09/1988 vs. Indianapolis Colts)
- 76 (01/04/1981 vs. Oakland Raiders)
- 81 (12/23/1951 at Los Angeles Rams)

Most Rushing Attempts

- 48 (12/26/1955 at Los Angeles Rams)
- 45 (12/26/1954 vs. Detroit Lions)
- 41 (12/27/1964 vs. Baltimore Colts)
- 40 (12/17/1950 vs. New York Giants)
- 38 (12/29/1957 at Detroit Lions)

Fewest Rushing Attempts

- 13 (12/21/1958 at New York Giants)
- 14 (01/14/1990 at Denver Broncos)
- 17 (01/07/1995 at Pittsburgh Steelers)
- 18 (01/02/1966 at Green Bay Packers)
- 18 (01/08/1983 at Los Angeles Raiders)

Most Rushing Attempts by Opponents

- 53 (12/21/1958 at New York Giants)
- 51 (01/07/1995 at Pittsburgh Steelers)

Fewest Rushing Attempts by Opponents

- 16 (01/01/1995 vs. New England Patriots)
- 18 (01/06/1990 vs. Buffalo Bills)
- 19 (01/04/1986 vs. Miami Dolphins)

PASSING

Most Gross Yards Gained Passing

- 494 (01/03/1987 vs. New York Jets)
- 429 (01/05/2003 at Pittsburgh Steelers)
- 356 (01/17/1988 at Denver Broncos)
- 298 (12/24/1950 vs. Los Angeles Rams)
- 281 (01/08/1983 at Los Angeles Raiders)

Fewest Gross Yards Gained Passing

- 38 (12/27/1953 at Detroit Lions)
- 43 (12/17/1950 vs. New York Giants)

Most Gross Yards Gained Passing

by Opponents

- 405 (01/06/1990 vs. Buffalo Bills)
- 386 (01/08/1983 at Los Angeles Raiders)

Fewest Gross Yards Gained Passing by Opponents

- 48 (12/17/1950 vs. New York Giants)
- 68 (12/28/1952 vs. Detroit Lions)
- 88 (12/24/1972 at Miami Dolphins)
- 95 (12/27/1964 vs. Baltimore Colts)
- 106 (12/21/1958 at New York Giants)

Most Passes Attempted

- 65 (01/03/1987 vs. New York Jets)
- 44 (01/14/1990 at Denver Broncos)
- 43 (01/05/2003 at Pittsburgh Steelers)
- 41 (01/17/1988 at Denver Broncos)
- 41 (12/23/1951 at Los Angeles Rams)

Fewest Passes Attempted

- 9 (12/17/1950 vs. New York Giants)
- 12 (12/26/1954 vs. Detroit Lions)

Most Passes Attempted by Opponents

- 54 (01/06/1990 vs. Buffalo Bills)
- 51 (01/01/1995 vs. New England Patriots)
- 48 (01/05/2003 at Pittsburgh Steelers)
- 45 (01/04/1986 at Miami Dolphins)
- 44 (12/26/1954 vs. Detroit Lions)

Most Passes Completed

- 34 (01/03/1987 vs. New York Jets)
- 26 (01/17/1988 at Denver Broncos)
- 26 (01/05/2003 at Pittsburgh Steelers)
- 22 (12/24/1950 vs. Los Angeles Rams)
- 20 Four times: Most Recent (01/06/1990 vs. Buffalo Bills)

Fewest Passes Completed

- 3 (12/27/1953 at Detroit Lions)
- 3 (12/17/1950 vs. New York Giants)

Most Passes Completed by Opponents

- 30 (01/05/2003 at Pittsburgh Steelers)
- 28 (01/06/1990 vs. Buffalo Bills)
- 25 (01/04/1986 at Miami Dolphins)
- 24 (01/08/1983 at Los Angeles Raiders)
- 22 Three occasions: Most recent (01/01/1995 vs. New England Patriots)

Fewest Passes Completed by Opponents

- 3 (12/17/1950 vs. New York Giants)
- 6 (12/24/1972 at Miami Dolphins)

Lowest Completion Percentage

- 18.75 (12/27/1953 at Detroit Lions)
- 32.50 (01/04/1981 vs. Oakland Raiders)

INTERCEPTIONS

Most Interceptions

- 7 (12/26/1955 at Los Angeles Rams)
- 6 (12/26/1954 vs. Detroit Lions)

Most Interceptions by Opponents

- 6 (12/24/1972 at Miami Dolphins)
- 5 (12/29/1957 at Detroit Lions)

Most Interception Return Yards

- 123 (12/28/1969 at Dallas Cowboys)
- 122 (12/26/1954 vs. Detroit Lions)

Most Interception Return Yards by Opponents

- 88 (12/24/1972 at Miami Dolphins)
- 79 (12/26/1971 vs. Baltimore Colts)

Most Touchdowns by Interceptions

- 1 5 times; (most recent 01/09/1988 vs. Indianapolis Colts)

Most Touchdowns by Interceptions by Opponents

- 1 3 times; (most recent 01/07/1995 at Pittsburgh Steelers)

PUNTING

Most Punts

- 9 (12/17/1950 vs. New York Giants)

Fewest Punts

- 1 (01/09/1988 vs. Indianapolis Colts)
- 1 (12/28/1969 at Dallas Cowboys)

Most Punts by Opponents

- 14 (01/03/1987 vs. New York Jets)
- 9 (01/04/1981 vs. Oakland Raiders)
- 9 (12/17/1950 vs. New York Giants)

Fewest Punts by Opponents

- 2 (12/29/1968 vs. Baltimore Colts)
- 2 (12/24/1967 at Dallas Cowboys)

Most Punts, Both Teams

- 22 (01/03/1987 vs. New York Jets)
- 18 (12/17/1950 vs. New York Giants)

Fewest Punts, Both Teams

- 5 (01/17/1988 at Denver Broncos)
- 5 (01/09/1988 vs. Indianapolis Colts)

Highest Gross Punting Average

- 48.50 (01/08/1983 at Los Angeles Raiders)
- 48.00 (01/17/1988 at Denver Broncos)

Highest Gross Punting Average by Opponents

- 50.75 (12/24/1950 vs. Los Angeles Rams)
- 49.25 (12/27/1953 at Detroit Lions)

PUNT RETURNS

Most Punt Returns

- 7 (01/03/1987 vs. New York Jets)
- 7 (01/04/1981 vs. Oakland Raiders)

Most Punt Returns by Opponents

- 5 (01/08/1983 at Los Angeles Raiders)
- 5 (12/21/1958 at New York Giants)
- 5 (12/17/1950 vs. New York Giants)

Most Punt Return Yardage

- 81 (01/04/1981 vs. Oakland Raiders)
- 74 (12/26/1971 vs. Baltimore Colts)
- 70 (01/05/2003 at Pittsburgh Steelers)

Most Punt Return Yardage by Opponents

- 155 (12/24/1967 at Dallas Cowboys)
- 77 (01/05/2003 at Pittsburgh Steelers)
- 45 (01/08/1983 at Los Angeles Raiders)

Lowest Punt Return Average Allowed

- 10.00 (01/02/1966 at Green Bay Packers)
- 1.00 (12/24/1972 at Miami Dolphins)

KICKOFF RETURNS

Most Kickoff Returns

- 8 (12/29/1957 at Detroit Lions)

Most Kickoff Returns by Opponents

- 7 (01/09/1988 vs. Indianapolis Colts)
- 7 (12/26/1955 at Los Angeles Rams)

Most Kickoff Return Yardage

- 183 (12/29/1957 at Detroit Lions)
- 180 (01/06/1990 vs. Buffalo Bills)

Most Kickoff Return Yardage by Opponents

- 215 (12/26/1955 at Los Angeles Rams)
- 126 (12/24/1950 vs. Los Angeles Rams)

Lowest Kickoff Return Average Allowed

- 4.00 (12/24/1967 at Dallas Cowboys)
- 6.60 (01/11/1987 vs. Denver Broncos)
- 9.67 (12/27/1964 vs. Baltimore Colts)

Most Kickoff Return Touchdowns

- 1 (01/06/1990 vs. Buffalo Bills)

PENALTIES

Most Penalties

- 9 (01/05/2003 at Pittsburgh Steelers)
- 9 (12/24/1988 vs. Houston Oilers)
- 9 (01/11/1987 vs. Denver Broncos)
- 9 (12/17/1950 vs. New York Giants)

Most Penalty Yards

- 76 (01/11/1987 vs. Denver Broncos)
- 75 (01/05/2003 at Pittsburgh Steelers)
- 75 (12/24/1988 vs. Houston Oilers)

Fewest Penalties

- 0 (12/27/1953 at Detroit Lions)
- 0 (12/23/1951 at Los Angeles Rams)

Most Penalties by Opponents

- 13 (12/24/1988 vs. Houston Oilers)
- 10 (01/03/1987 vs. New York Jets)

Most Penalty Yards by Opponents

- 118 (12/24/1988 vs. Houston Oilers)
- 94 (01/03/1987 vs. New York Jets)

Fewest Penalties by Opponents

- 0 (12/27/1953 at Detroit Lions)
- 0 (12/23/1951 at Los Angeles Rams)

Most Penalties, Both Teams

- 22 (12/24/1988 vs. Houston Oilers)
- 15 (01/11/1987 vs. Denver Broncos)

Most Penalty Yards, Both Teams

- 193 (12/24/1988 vs. Houston Oilers)
- 134 (01/03/1987 vs. New York Jets)

FUMBLES

Most Fumbles

- 6 (01/04/1981 vs. Oakland Raiders)
- 6 (12/26/1971 vs. Baltimore Colts)

Most Fumbles by Opponents

- 6 (12/21/1958 at New York Giants)

Most Fumbles, Both Teams

- 8 (01/04/1981 vs. Oakland Raiders)
- 8 (12/26/1971 vs. Baltimore Colts)

Most Fumbles Lost

- 3 (01/17/1988 at Denver Broncos)
- 3 (12/24/1950 vs. Los Angeles Rams)

Most Opponents Fumbles Recovered

- 3 (12/26/1954 vs. Detroit Lions)

QUARTERBACK SACKS

**Most Times Browns Sacked
Opponent Quarterback**

- 10 (01/03/1987 vs. New York Jets)

Most Times Browns Quarterbacks Sacked

- 6 (01/08/1983 at Los Angeles Raiders)

**Most Yards Opponents Lost
Attempting to Pass**

- 54 (01/03/1987 vs. New York Jets)

Most Yards Browns Lost Attempt to Pass

- 53 (01/08/1983 at Los Angeles Raiders)

Most Times Sacked, Both Teams

- 14 (01/03/1987 vs. New York Jets)

Fewest Times Sacked, Both Teams

- 1 (12/24/1988 vs. Houston Oilers)
- 1 (01/04/1986 at Miami Dolphins)

TURNOVERS

Most Turnovers Committed (Giveaways)

- 6 (12/29/1957 at Detroit Lions)
- 5 (12/24/1972 at Miami Dolphins)
- 5 (12/26/1971 vs. Baltimore Colts)

Most Turnovers, Opponents (Takeaways)

- 9 (12/26/1954 vs. Detroit Lions)
- 8 (12/26/1955 at Los Angeles Rams)

Most Turnovers, Both Teams

- 13 (12/26/1954 vs. Detroit Lions)
- 11 (12/26/1955 at Los Angeles Rams)

SCORING

Most Points

- 63 Lou Groza (1950-59, 1961-67); 12 FG, 27 PAT
 46 Matt Bahr (1981-89); 8 FG, 22 PAT
 36 Earnest Byner (1984-88, 1994-95); 6 TD
 30 Webster Slaughter (1986-91); 5 TD
 30 Gary Collins (1962-71); 5 TD
 30 Otto Graham (1950-55); 5 TD
 27 Don Cockroft (1968-80); 5 FG, 12 PAT
 24 Brian Brennan (1984-91); 4 TD
 19 Mark Moseley (1988); 5 FG, 4 PAT

Most Total TDs

- 6 Earnest Byner (1984-88, 1994-95); 4 Rush, 2 Rec
 5 Webster Slaughter (1986-91); 5 Rec
 5 Gary Collins (1962-71); 5 Rec
 5 Otto Graham (1950-55); 5 Rush
 4 Brian Brennan (1984-91); 4 Rec
 3 Leroy Kelly (1964-73); 2 Rush, 1 Rec
 3 Dante Lavelli (1950-56); 3 Rec
 3 Ray Renfro (1952-63); 3 Rec

Most Return TDs (defense or special teams)

- 1 Don Paul (1954-58)
 1 Dale Lindsey (1965-72)
 1 Fred Summers (1969-71)
 1 Ron Bolton (1976-82)
 1 Eric Metcalf (1989-94)
 1 Frank Minnifield (1984-92)

Most Extra Points

- 27 Lou Groza (1950-59, 1961-67)
 22 Matt Bahr (1981-89)
 12 Don Cockroft (1968-80)

Most Field Goals

- 12 Lou Groza (1950-59, 1961-67)
 8 Matt Bahr (1981-89)
 5 Mark Moseley (1986)
 5 Don Cockroft (1968-80)

Highest Field Goal Percentage

- 100.0 Phil Dawson (1999-2002); 2-2
 80.00 Matt Bahr (1981-89); 8-10
 63.16 Lou Groza (1950-59, 1961-67); 12-19
 62.50 Mark Moseley (1986); 5-8

Most Safeties

- 1 D.D. Hoggard (1985-87)
 1 Bill Willis (1950-53)

RUSHING

Most Rushing Attempts

- 107 Kevin Mack (1985-93)
 100 Leroy Kelly (1964-73)
 82 Earnest Byner (1984-88, 1994-95)
 66 Jim Brown (1957-65)
 55 Otto Graham (1950-55)

- 41 Bo Scott (1969-74)
 30 Dub Jones (1950-55)
 30 Harry Jagade (1951-53)

Most Rushing Yards

- 480 Earnest Byner (1984-88, 1994-95)
 424 Kevin Mack (1985-93)
 417 Leroy Kelly (1964-73)
 292 Otto Graham (1950-55)
 241 Jim Brown (1957-65)
 206 Harry Jagade (1951-53)
 169 Bo Scott (1969-74)
 118 Marion Motley (1950-53)

Most Rushing TDs

- 5 Otto Graham (1950-55)
 4 Earnest Byner (1984-88, 1994-95)
 2 Harry Jagade (1951-53)
 2 Leroy Kelly (1964-73)
 2 Bo Scott (1969-74)

Best Rushing Average

- 11.50 Calvin Hill (1978-81); 2-23
 9.83 Milt Plum (1957-61); 6-59
 8.80 Chet Hanulak (1954, 1957); 5-44

PASSING

Most Pass Attempts

- 260 Bernie Kosar (1985-93)
 167 Otto Graham (1950-55)
 132 Bill Nelsen (1968-72)
 72 Frank Ryan (1962-68)
 61 Vinny Testaverde (1993-95)
 43 Kelly Holcomb (2001-02)

Most Pass Completions

- 146 Bernie Kosar (1985-93)
 89 Otto Graham (1950-55)
 68 Bill Nelsen (1968-72)
 35 Frank Ryan (1962-68)
 33 Vinny Testaverde (1993-95)
 26 Kelly Holcomb (2001-02)

Highest Completion Percentage

(minimum 15 attempts)

- 68.0 Mike Pagel (1986-90); 17-25
 60.5 Kelly Holcomb (2001-02); 26-43
 56.2 Bernie Kosar (1985-93); 146-260
 54.1 Vinny Testaverde (1993-95); 33-61
 53.3 Otto Graham (1950-55); 89-167

Most Passing Yards

- 1,860 Bernie Kosar (1985-93)
 1,204 Otto Graham (1950-55)
 839 Bill Nelsen (1968-72)
 534 Frank Ryan (1962-68)
 429 Kelly Holcomb (2001-02)
 412 Vinny Testaverde (1993-95)

Most Passing TDs

- 15 Bernie Kosar (1985-93)
- 10 Otto Graham (1950-55)
- 6 Frank Ryan (1962-68)
- 3 **Kelly Holcomb (2001-02)**
- 3 Bill Nelsen (1968-72)

Highest Quarterback Rating

(minimum 15 attempts)

- 107.6 Kelly Holcomb (2001-02)**
26-43-429-3-1
- 98.6 Mike Pagel (1986-90) 17-25-179-2-1
- 83.3 Paul McDonald (1980-85)
18-37-281-1-0
- 81.9 Bernie Kosar (1985-93)
146-260-1,860-15-10
- 78.1 Frank Ryan (1962-68) 35-72-534-6-4
- 72.6 Vinny Testaverde (1993-95)
33-61-412-2-2
- 64.1 Otto Graham (1950-55)
89-167-1,204-10-13

Most Passes Intercepted

- 13 Otto Graham (1950-55)
- 10 Bernie Kosar (1985-93)
- 8 Bill Nelsen (1968-72)

Fewest Passes Intercepted

(minimum 35 attempts)

- 0 Paul McDonald (1980-85)
- 1 **Kelly Holcomb (2001-02)**
- 2 Vinny Testaverde (1993-95)
- 3 Brian Sipe (1973-83)

RECEIVING

Most Receptions

- 27 Ozzie Newsome (1978-90)
- 26 Reggie Langhorne (1985-91)
- 26 Dante Lavelli (1950-56)
- 24 Paul Warfield (1964-69, 1976-77)
- 23 Webster Slaughter (1986-91)
- 23 Brian Brennan (1984-91)
- 22 Earnest Byner (1984-88, 1994-95)
- 19 Kevin Mack (1985-93)
- 19 Gary Collins (1962-71)
- 18 Leroy Kelly (1964-73)

Most Receiving Yards

- 404 Paul Warfield (1964-69, 1976-77)
- 381 Webster Slaughter (1986-91)
- 375 Dante Lavelli (1950-56)
- 373 Ozzie Newsome (1978-90)
- 370 Reggie Langhorne (1985-91)
- 321 Brian Brennan (1984-91)
- 275 Gary Collins (1962-71)
- 230 Milt Morin (1966-75)
- 225 Earnest Byner (1984-88, 1994-95)
- 223 Darrel Brewster (1952-58)

Highest Receiving Average

- 35.00 Kevin Johnson (1999-2002); 4-140**
- 32.50 Andre' Davis (2002); 2-65**
- 31.00 Ricky Feacher (1976-84); 4-124
- 23.00 Fair Hooker (1969-74); 4-92
- 21.00 Dave Logan (1976-83); 3-63

Most Receiving TDs

- 5 Webster Slaughter (1986-91)
- 5 Gary Collins (1962-71)
- 4 Brian Brennan (1984-91)
- 3 Ray Renfro (1952-63)
- 3 Dante Lavelli (1950-56)

INTERCEPTIONS

Most Passes Intercepted

- 4 Ken Konz (1953-59)
- 4 Felix Wright (1985-90)
- 4 Warren Lahr (1950-59)
- 4 Ken Gorgal (1950, 1953-54)

Most Interception Return Yards

- 97 Don Paul (1954-58)
- 88 Walt Sumner (1969-74)
- 48 Frank Minnifield (1984-92)

Highest Average Gain on Interceptions

(minimum 2 int.)

- 48.50 Don Paul (1954-58); 2-97
- 21.00 Ron Bolton (1976-82); 2-42
- 20.50 Daylon McCutcheon (1999-2002); 2-41**
- 15.00 Len Ford (1950-57); 3-45

Most TDs on Interceptions

- 1 Ron Bolton (1976-82)
- 1 Frank Minnifield (1984-92)
- 1 Walt Sumner (1969-74)
- 1 Dale Lindsey (1965-72)
- 1 Don Paul (1954-58)

PUNTING

Most Punts

- 33 Horace Gillom (1950-56)
- 27 Don Cockroft (1968-80)
- 20 Jeff Gossett (1983, 1985-87)

Most Punt Yards

- 1,346 Horace Gillom (1950-56)
- 965 Don Cockroft (1968-80)
- 792 Jeff Gossett (1983, 1985-87)

Best Gross Punting Average

- 48.50 Steve Cox (1981-84); 6-291
- 44.33 Lee Johnson (1987-88); 3-133
- 42.50 Gary Collins (1962-71); 14-595

Most Punts Inside 20 Yard Line

- 6 Jeff Gossett (1983, 1985-87)
- 3 Max Runager (1988)
- 2 Tom Tupa (1993-95)

PUNT RETURNS**Most Punt Returns**

- 21 Gerald McNeil (1986-89)
- 8 Leroy Kelly (1964-73)
- 7 Ken Konz (1953-59)
- 7 Billy Reynolds (1953-54, 1957)
- 6 Cliff Lewis (1950-51)

Most Punt Return Yards

- 199 Gerald McNeil (1986-89)
- 110 Leroy Kelly (1964-73)
- 97 Billy Reynolds (1953-54, 1957)
- 70 Dennis Northcutt (2000-02)**
- 57 Dino Hall (1979-83)
- 46 Cliff Lewis (1950-51)

Highest Punt Return Average

- 38.00 Thom Darden (1972-74, 1976-81); 1-38
- 35.00 Dennis Northcutt (2000-02); 2-70**
- 13.86 Billy Reynolds (1953-54, 1957); 7-97
- 13.75 Leroy Kelly (1964-73); 8-110

KICKOFF RETURNS**Most Kickoff Returns**

- 16 Eric Metcalf (1989-94)
- 14 Gerald McNeil (1986-89)
- 11 Ben Davis (1967-68, 1970-73)
- 9 Ken Carpenter (1950-53)

Most Kickoff Return Yards

- 392 Eric Metcalf (1989-94)
- 246 Gerald McNeil (1986-89)
- 208 Ken Carpenter (1950-53)
- 200 Ben Davis (1967-68, 1970-73)
- 167 Jim Brown (1957-65)

Highest Kickoff Return Average

- 32.00 Randy Baldwin (1991-94); 1-32
- 32.00 Leroy Kelly (1964-73); 2-64
- 29.0 Walter Roberts (1964-66); 4-116

COMBINED NET YARDS**Combined Net Yards, Most Attempts**

- 128 Leroy Kelly (1964-73); 100 R, 18 P, 8 KR, 2 PR
- 126 Kevin Mack (1985-93); 107 R, 19 P
- 104 Earnest Byner (1984-88, 1994-95); 82 R, 22 P

Combined Net Yards, Most Yards

- 781 Leroy Kelly (1964-73); 417 R, 190 P, 64 KR, 110 PR
- 705 Earnest Byner (1984-88, 1994-95); 480 R, 225 P
- 573 Kevin Mack (1985-93); 424 R, 149 P

Combined Net Yards, High Average

- 38.00 Thom Darden (1972-74, 1976-81); 1-38
- 35.00 Kevin Johnson (1999-2002); 4-140**
- 32.00 Randy Baldwin (1991-94); 1-32
- 31.00 Ricky Feacher (1976-84); 4-124

SCRIMMAGE YARDS**Scrimmage Yards, Most Attempts**

- 126 Kevin Mack (1985-93); 107 R, 19 P
- 118 Leroy Kelly (1964-73); 100 R, 18 P
- 104 Earnest Byner (1984-88, 1994-95); 82 R, 22 P

Scrimmage Yards, Most Yards

- 705 Earnest Byner (1984-88, 1994-95); 480 R, 225 P
- 607 Leroy Kelly (1964-73); 417 R, 190 P
- 573 Kevin Mack (1985-93); 424 R, 149 P

Scrimmage Yards, High Average

- 35.00 Kevin Johnson (1999-2002); 4-140**
- 31.00 Ricky Feacher (1976-84); 4-124
- 23.00 Fair Hooker (1969-74); 4-92
- 21.00 Dave Logan (1976-83); 3-63

SCORING

Most Points

- 18 Gary Collins (12/27/1964 vs. Baltimore Colts); 3 TD
- 18 Otto Graham (12/26/1954 vs. Detroit Lions); 3 TD

Opponent, Most Points

- 18 Craig Baynham (12/24/1967 at Dallas Cowboys); 2 Rush, 1 Rec
- 18 Tom Matte (12/29/1968 vs. Baltimore Colts); 3 Rush

Most Total TDs

- 3 Gary Collins (12/27/1964 vs. Baltimore Colts); 3 Recv
- 3 Otto Graham (12/26/1954 vs. Detroit Lions); 3 Rush

Opponent, Most Total TDs

- 3 Craig Baynham (12/24/1967 at Dallas Cowboys); 2 Rush, 1 Rec
- 3 Tom Matte (12/29/1968 vs. Baltimore Colts); 3 Rush

Most Return TDs (defense or special teams)

- 1 Eric Metcalf (01/06/1990 vs. Buffalo Bills)
- 1 Frank Minnifield (01/09/1988 vs. Indianapolis Colts)
- 1 Ron Bolton (01/04/1981 vs. Oakland Raiders)
- 1 Fred Summers (12/28/1969 at Dallas Cowboys)
- 1 Dale Lindsey (12/21/1968 vs. Dallas Cowboys)
- 1 Don Paul (12/26/1955 at Los Angeles Rams)

Most Extra Points - Made

- 8 Lou Groza (12/26/1954 vs. Detroit Lions)
- 5 Matt Bahr (01/09/1988 vs. Indianapolis Colts)
- 5 Don Cockroft (12/28/1969 at Dallas Cowboys)
- 5 Lou Groza (12/26/1955 at Los Angeles Rams)

Opponent, Most Extra Points - Made

- 8 Jim Martin (12/29/1957 vs. Detroit Lions)

Most Field Goal Attempted

- 6 Mark Moseley (01/03/1987 vs. New York Jets)
- 4 Matt Stover (01/01/1995 vs. New England Patriots)
- 4 Don Cockroft (01/04/1981 vs. Oakland Raiders)

- 4 Lou Groza (12/27/1953 vs. Detroit Lions)

Most Field Goals - Made

- 3 Matt Bahr (12/24/1988 vs. Houston Oilers)
- 3 Mark Moseley (01/03/1987 vs. New York Jets)
- 3 Lou Groza (12/27/1953 at Detroit Lions)

Opponent, Most Field Goals - Made

- 3 Don Chandler (1/2/1966 at Green Bay Packers)
- 3 Rich Karlis (1/11/1987 vs. Denver Broncos)
- 3 David Treadwell (1/14/1990 at Denver Broncos)

Longest Field Goal Made

- 52 Matt Bahr (01/08/1983 at Los Angeles Raiders)
- 52 Lou Groza (12/23/1951 at Los Angeles Rams)
- 47 Matt Bahr (01/06/1990 vs. Buffalo Bills)
- 45 Matt Bahr (01/06/1990 vs. Buffalo Bills)

Opponent, Longest Field Goal Made

- 51 Fuad Reveiz (01/04/1986 at Miami Dolphins)
- 49 Tony Zendejas (12/24/1988 vs. Houston Oilers)
- 47 Mike Clark (12/21/1968 vs. Dallas Cowboys)
- 46 Garo Yepremian (12/24/1972 at Miami Dolphins)
- 46 Frank Leahy (01/03/1987 vs. New York Jets)

Most Safeties

- 1 D.D. Hoggard (01/17/1988 at Denver Broncos)
- 1 Bill Willis (12/17/1950 vs. New York Giants)

Opponent, Most Safeties

- 1 Carnell Lake (01/07/1995 at Pittsburgh Steelers)

RUSHING

Most Rushing Attempts

- 27 Jim Brown (12/27/1964 vs. Baltimore Colts)
- 26 Kevin Mack (01/11/1987 vs. Denver Broncos)
- 25 William Green (01/05/2003 at Pittsburgh Steelers)
- 23 Earnest Byner (01/09/1988 vs. Indianapolis Colts)

- 20 Kevin Mack (01/03/1987 vs. New York Jets)
- 20 Jim Brown (12/29/1957 at Detroit Lions)

Opponent, Most Rushing Attempts

- 26 Sammy Winder (1/11/1987 vs. Denver Broncos)

Most Rushing Yards

- 161 Earnest Byner (01/04/1986 at Miami Dolphins)
- 122 Earnest Byner (01/09/1988 vs. Indianapolis Colts)
- 114 Jim Brown (12/27/1964 vs. Baltimore Colts)
- 104 Harry Jagade (12/28/1952 vs. Detroit Lions)
- 102 Harry Jagade (12/27/1953 vs. Detroit Lions)
- 99 Otto Graham (12/24/1950 vs. Los Angeles Rams)
- 96 Leroy Kelly (12/24/1967 at Dallas Cowboys)
- 94 Kevin Mack (01/11/1987 vs. Denver Broncos)
- 94 Bo Scott (12/24/1972 at Miami Dolphins)

Opponent, Most Rushing Yards

- 133 Barry Foster (1/7/1995 at Pittsburgh Steelers)

Most Rushing TDs

- 3 Otto Graham (12/26/1954 vs. Detroit Lions)
- 2 Earnest Byner (01/04/1986 at Miami Dolphins)
- 2 Bo Scott (12/28/1969 at Dallas Cowboys)
- 2 Otto Graham (12/26/1955 at Los Angeles Rams)

Opponent, Most Rushing TDs

- 3 Tom Matte (12/29/1968 vs. Baltimore Colts)

Longest Rush

- 66t Earnest Byner (01/04/1986 at Miami Dolphins)
- 46 Leroy Kelly (12/24/1967 at Dallas Cowboys)
- 46 Jim Brown (12/27/1964 vs. Baltimore Colts)
- 42 Marion Motley (12/28/1952 vs. Detroit Lions)
- 39 Leroy Kelly (12/28/1969 at Dallas Cowboys)

- 35t Leroy Kelly (12/21/1968 vs. Dallas Cowboys)

- 34 Otto Graham (12/23/1951 at Los Angeles Rams)

Opponent, Longest Rush

- 67t Doak Walker (12/28/1952 vs. Detroit Lions)

Best Rushing Average (minimum 11 attempts)

- 10.06 Earnest Byner (01/04/1986 at Miami Dolphins); 16-161
- 8.25 Otto Graham (12/24/1950 vs. Los Angeles Rams); 12-99
- 6.93 Harry Jagade (12/28/1952 vs. Detroit Lions); 15-104

PASSING

Most Pass Attempts

- 64 Bernie Kosar (01/03/1987 vs. New York Jets)
- 44 Bernie Kosar (01/14/1990 at Denver Broncos)
- 43 Kelly Holcomb (01/05/2003 at Pittsburgh Steelers)**
- 41 Bernie Koser (01/17/1988 at Denver Broncos)
- 40 Brian Sipe (01/04/1981 vs. Oakland Raiders)
- 40 Otto Graham (12/23/1951 at Los Angeles Rams)
- 35 Otto Graham (12/28/1952 vs. Detroit Lions)
- 33 Bill Nelsen (01/04/1970 at Minnesota Vikings)

Opponent, Most Pass Attempts

- 54 Jim Kelly (1/6/1990 vs. Buffalo Bills)
- 50 Drew Bledsoe (1/1/1995 vs. New England Patriots)

Most Pass Completions

- 33 Bernie Kosar (01/03/1987 vs. New York Jets)
- 26 Kelly Holcomb (01/05/2003 at Pittsburgh Steelers)**
- 26 Bernie Kosar (01/17/1988 at Denver Broncos)
- 22 Otto Graham (12/24/1950 vs. Los Angeles Rams)
- 20 Vinny Testaverde (01/01/1995 vs. New England Patriots)
- 20 Bernie Kosar (01/06/1990 vs. Buffalo Bills)
- 20 Bernie Kosar (01/09/1988 vs. Indianapolis Colts)
- 20 Otto Graham (12/28/1952 vs. Detroit Lions)

Opponent, Most Pass Completions

- 30 Tommy Maddox (1/5/2003 at Pittsburgh Steelers)
28 Jim Kelly (1/6/1990 vs. Buffalo Bills)

Highest Completion Percentage**(minimum 15 attempts)**

- 68.97 Bernie Kosar (01/06/1990 vs. Buffalo Bills); 20-29
68.75 Otto Graham (12/24/1950 vs. Los Angeles Rams); 22-32
68.00 Mike Pagel (12/24/1988 vs. Houston Oilers); 17-25
66.67 Vinny Testaverde (01/01/1995 vs. New England Patriots); 20-30
66.67 Bill Nelsen (12/28/1969 at Dallas Cowboys); 18-27
64.52 Bernie Kosar (01/09/1988 vs. Indianapolis); 20-31
63.41 Bernie Kosar (01/17/1988 at Denver Broncos); 26-41
61.11 Frank Ryan (12/27/1964 vs. Baltimore Colts); 11-18
60.47 **Kelly Holcomb (01/05/2003 at Pittsburgh Steelers; 26-43)**

Opponent, Highest Completion Percentage (minimum 15 attempts)

- 69.56 Neil O'Donnell (1/7/1995 at Pittsburgh Steelers); 16-23

Most Passing Yards

- 489 Bernie Kosar (01/03/1987 vs. New York Jets)
429 **Kelly Holcomb (01/05/2003 at Pittsburgh Steelers)**
356 Bernie Kosar (01/17/1988 at Denver Broncos)
298 Otto Graham (12/24/1950 vs. Los Angeles Rams)
281 Paul McDonald (01/08/1983 at Los Angeles Raiders)
280 Otto Graham (12/23/1951 at Los Angeles Rams)
268 Vinny Testaverde (01/01/1995 vs. New England Patriots)
259 Bernie Kosar (01/11/1987 vs. Denver Broncos)
251 Bernie Kosar (01/06/1990 vs. Buffalo Bills)

Opponent, Most Passing Yards

- 405 Jim Kelly (1/6/1990 vs. Buffalo Bills)
385 John Elway (1/14/1990 at Denver Broncos)

Most Passing TDs

- 4 Otto Graham (12/24/1950 vs. Los Angeles Rams)

3 Kelly Holcomb (01/05/2003 at Pittsburgh Steelers)

- 3 Bernie Kosar (01/06/1990 vs. Buffalo Bills)
3 Bernie Kosar (01/17/1988 at Denver Broncos)
3 Bernie Kosar (01/09/1988 vs. Indianapolis Colts)
3 Frank Ryan (12/27/1964 vs. Baltimore Colts)
3 Otto Graham (12/26/1954 vs. Detroit Lions)

Opponent, Most Passing TDs

- 4 Jim Kelly (1/6/1990 vs. Buffalo Bills)
4 Tobin Rote (12/29/1957 at Detroit Lions)

Highest Quarterback Rating**(minimum 15 attempts)**

- 130.10 Bernie Kosar (01/06/1990 vs. Buffalo Bills)
124.74 Otto Graham (12/24/1950 vs. Los Angeles Rams)
117.13 Frank Ryan (12/27/1964 vs. Baltimore Colts)
116.67 Otto Graham (12/26/1954 vs. Detroit Lions)
107.61 **Kelly Holcomb (01/05/2003 at Pittsburgh Steelers)**
105.97 Vinny Testaverde (01/01/1995 vs. New England)
105.44 Bernie Kosar (01/09/1988 vs. Indianapolis Colts)
105.34 Bernie Kosar (01/17/1988 at Denver Broncos)
103.78 Bill Nelsen (12/28/1969 at Dallas Cowboys)

Most Passes Intercepted

- 5 Mike Phipps (12/24/1972 at Miami Dolphins)

Opponent, Most Passes Intercepted

- 6 Norm Van Brocklin (12/26/55 at Los Angeles Rams)
6 Bobby Layne (12/26/1954 vs. Detroit Lions)

RECEIVING**Most Receptions**

- 11 Dante Lavelli (12/24/1950 vs. Los Angeles Rams)
8 Paul Warfield (12/28/1969 at Dallas Cowboys)
7 Michael Jackson (01/01/1995 vs. New England Patriots)
7 Earnest Byner (01/17/1988 at Denver Broncos)

- 7 Herman Fontenot (01/11/1987 vs. Denver Broncos)
- 7 Mac Speedie (12/23/1951 at Los Angeles Rams)
- 6 **Dennis Northcutt (01/05/2003 at Pittsburgh Steelers)**
- 6 Reggie Langhorne (01/06/1990 vs. Buffalo Bills)
- 6 Reggie Langhorne (12/24/1988 vs. Houston Oilers)
- 6 Webster Slaughter (01/03/1987 vs. New York Jets)
- 6 Ozzie Newsome (01/03/1987 vs. New York Jets)

Opponent, Most Receptions

- 13 Thurman Thomas (1/6/1990 vs. Buffalo Bills)

Most Receiving Yards

- 140 **Kevin Johnson (01/05/2003 at Pittsburgh Steelers)**
- 130 Gary Collins (12/27/1964 vs. Baltimore Colts)
- 128 Dante Lavelli (12/24/1950 vs. Los Angeles Rams)
- 124 Ricky Feacher (01/08/1983 at Los Angeles Raiders)
- 122 Michael Jackson (01/01/1995 vs. New England Patriots)
- 120 Earnest Byner (01/17/1988 at Denver Broncos)
- 114 Webster Slaughter (01/06/1990 vs. Buffalo Bills)
- 114 Ozzie Newsome (01/03/1987 vs. New York Jets)

Opponent, Most Receiving Yards

- 150 Thurman Thomas (1/6/1990 vs. Buffalo Bills)

Highest Receiving Average (minimum 3 receptions)

- 38.00 Webster Slaughter (01/06/1990 vs. Buffalo Bills); 3-114
- 35.00 **Kevin Johnson (01/05/2003 at Pittsburgh Steelers); 4-140**
- 33.00 Paul Warfield (12/24/1967 at Dallas Cowboys); 3-99

Most Receiving TDs

- 3 Gary Collins (12/27/1964 vs. Baltimore Colts)
- 2 **Dennis Northcutt (01/05/2003 at Pittsburgh Steelers)**
- 2 Brian Brennan (01/14/1990 at Denver Broncos)
- 2 Webster Slaughter (01/06/1990 vs.

- Buffalo Bills)
- 2 Webster Slaughter (12/24/1988 vs. Houston Oilers)
- 2 Ray Renfro (12/26/1954 vs. Detroit Lions)
- 2 Dante Lavelli (12/24/1950 vs. Los Angeles Rams)

Opponent, Most Receiving TDs

- 2 Steve Junker (12/29/1957 at Detroit Lions)
- 2 Thurman Thomas (1/6/1990 vs. Buffalo Bills)

Longest Reception

- 83 **Kevin Johnson (01/05/2003 at Pittsburgh Steelers)**
- 75t Paul Warfield (12/24/1967 at Dallas Cowboys)
- 53 Earnest Byner (01/17/1988 vs. Denver Broncos)
- 52t Webster Slaughter (01/06/1990 vs. Buffalo Bills)
- 51t Gary Collins (12/27/1964 vs. Baltimore Colts)
- 50t Dante Lavelli (12/26/1955 at Los Angeles Rams)

Opponent, Longest Reception

- 86t Bob Hayes (12/24/1967 at Dallas Cowboys)

INTERCEPTIONS

Most Passes Intercepted

- 2 8 times; most recent **Daylon McCutcheon (01/05/2003 at Pittsburgh Steelers)**

Opponent, Most Passes Intercepted

- 2 5 times; most recent Dennis Smith (1/14/1990 at Denver Broncos)

Most Interception Return Yards

- 88 Walt Sumner (12/28/1969 at Dallas Cowboys)
- 65 Don Paul (12/26/1955 at Los Angeles Rams)

Opponent, Most Interception Return Yards

- 60t Cornell Green (12/24/1967 at Dallas Cowboys) (TD)

Longest Interception Return

- 88t Walt Sumner (12/28/1969 at Dallas Cowboys) (TD)

Opponent, Longest Interception Return

- 60t Cornell Green (12/24/1967 at Dallas Cowboys) (TD)

Highest Avg. Gain on Interceptions

(minimum 2 int.)

- 22.50 Len Ford (12/26/1954 vs. Detroit Lions); 2-45
- 21.00 Ron Bolton (01/04/1981 vs. Oakland Raiders); 2-42
- 20.50 **Daylon McCutcheon** (01/05/2003 at Pittsburgh Steelers)

Most TDs on Interceptions

- 1 5 times; (most recent Frank Minnifield 01/09/1988 vs. Indianapolis Colts)

PUNTING

Most Punts

- 9 Horace Gillom (12/17/1950 vs. New York Giants)

Opponents, Most Punts

- 14 Dave Jennings (01/03/1987 vs. New York Jets)

Most Punt Yards

- 363 Horace Gillom (12/17/1950 vs. New York Giants)
- 338 Bryan Wagner (01/14/1990 at Denver Broncos)

Opponent, Most Punt Yards

- 530 Dave Jennings (01/03/1987 vs. New York Jets)

Longest Punt

- 68 Horace Gillom (12/24/1950 vs. Los Angeles Rams)
- 62 Horace Gillom (12/28/1952 vs. Detroit Lions)
- 61 Johnny Evans (01/04/1981 vs. Oakland Raiders)
- 59 Lee Johnson (01/17/1988 at Denver Broncos)
- 58 Jeff Gossett (01/11/1987 vs. Denver Broncos)
- 58 Gary Collins (12/27/1964 vs. Baltimore Colts)

Opponent, Longest Punt

- 72 Charlie Conerly (12/17/1950 vs. New York Giants)
- 72 Yale Lary (12/27/1953 vs. Detroit Lions)

Best Gross Punting Average

(minimum 2 punts)

- 48.50 Steve Cox (01/08/1983 at Los Angeles Raiders); 6-291
- 48.00 Lee Johnson (01/17/1988 at Denver Broncos); 2-96

PUNT RETURNS

Most Punt Returns

- 7 Gerald McNeil (01/03/1987 vs. New York Jets)
- 5 Dino Hall (01/04/1981 vs. Oakland Raiders)
- 4 Ray Renfro (12/28/1952 vs. Detroit Lions)

Opponent, Most Punt Returns

- 5 Greg Pruitt (1/8/1983 at Los Angeles Raiders)

Most Punt Return Yards

- 71 Leroy Kelly (12/26/1971 vs. Baltimore Colts)
- 70 **Dennis Northcutt** (01/05/2003 at Pittsburgh Steelers)
- 65 Gerald McNeil (01/03/1987 vs. New York Jets)
- 57 Dino Hall (01/04/1981 vs. Oakland Raiders)
- 54 Billy Reynolds (12/27/1953 at Detroit Lions)

Opponent, Most Punt Return Yards

- 141 Bob Hayes (12/24/1967 at Dallas Cowboys)

Highest Punt Return Average

(minimum 3 returns)

- 23.67 Leroy Kelly (12/26/1971 vs. Baltimore Colts); 3-71
- 18.00 Billy Reynolds (12/27/1953 at Detroit Lions); 3-54

Opponent, Highest Punt Return Average

(minimum 3 returns)

- 47.0 Bob Hayes, Dallas Cowboys, 12/24/1967 (3-141)

Longest Punt Return

- 59 **Dennis Northcutt** (01/05/2003 at Pittsburgh Steelers)
- 48 Leroy Kelly (12/26/71 vs. Baltimore Colts)
- 42 Billy Reynolds (12/26/1954 vs. Detroit Lions)
- 38 Thom Darden (12/24/1972 at Miami Dolphins)

Opponent, Longest Punt Return

- 68 Bob Hayes (12/24/1967 at Dallas Cowboys)
- 66t Antwaan Randle El (01/05/2003 at Pittsburgh Steelers)

Punt Return for Touchdown

0

*The Browns have never had a punt blocked in postseason and have never blocked an opponents punt.

Opponent, Punt Return for Touchdown

- 1 Antwaan Randle El, 66t (01/05/2003 at Pittsburgh Steelers)

KICKOFF RETURNS**Most Kickoff Returns**

- 6 Eric Metcalf (01/14/1990 at Denver Broncos)
 5 Gerald McNeil (01/17/1988 at Denver Broncos)
 5 Ken Carpenter (12/23/1951 at Los Angeles Rams)
 4 Eric Metcalf (01/06/1990 vs. Buffalo Bills)
 4 Gerald McNeil (01/11/1987 vs. Denver Broncos)
 4 Dino Hall (01/08/1983 at Los Angeles Raiders)
 4 Bo Scott (01/04/1970 at Minnesota Vikings)
 4 Ben Davis (12/21/1968 vs. Dallas Cowboys)
 4 Ben Davis (12/24/1967 at Dallas Cowboys)
 4 Jim Brown (12/29/1957 at Detroit Lions)

Opponent, Most Kickoff Returns

- 6 Albert Bentley (1/9/1988 vs. Indianapolis Colts)

Most Kickoff Return Yards

- 159 Eric Metcalf (01/06/1990 vs. Buffalo Bills)
 132 Ken Carpenter (12/23/1951 at Los Angeles Rams)
 118 Eric Metcalf (01/14/1990 at Denver Broncos)
 107 Jim Brown (12/29/1957 at Detroit Lions)
 95 Walter Roberts (01/02/1966 at Green Bay Packers)

Opponent, Most Kickoff Return Yards

- 127 Woodley Lewis (12/26/1955 at Los Angeles Rams)

**Highest Kickoff Return Average
(minimum 3 returns)**

- 39.75 Eric Metcalf (01/06/1990 vs. Buffalo Bills); 4-159
 31.67 Walter Roberts (01/02/1966 at Green Bay Packers); 3-95

Longest Kickoff Return

- 90t Eric Metcalf (01/06/1990 vs. Buffalo Bills)
 50 Jim Brown (12/29/1957 at Detroit Lions)
 46 Billy Reynolds (12/26/1954 vs. Detroit Lions)

46 Leroy Kelly (01/02/1966 at Green Bay Packers)

41 Jim Brown (12/21/1958 at New York Giants)

Opponent, Longest Kickoff Return

43 Woodley Lewis (12/26/1955 at Los Angeles Rams)

Kickoff Return for Touchdown, Game

- 1 Eric Metcalf, 90t (01/06/1990 vs. Buffalo Bills)

Opponent, Kickoff Return for Touchdown, Game

0

COMBINED NET YARDS**Combined Net Yards, Most Attempts**

- 30 Jim Brown (12/27/1964 vs. Baltimore Colts); 27 R, 3 P
 28 Kevin Mack (01/11/1987 vs. Denver Broncos); 26 R, 2 P
 27 **William Green (01/05/2003 at Pittsburgh Steelers); 25 R, 2 P**

Combined Net Yards, Most Yards

- 195 Ken Carpenter (12/23/1951 at Los Angeles Rams); 14 R, 49 P, 132 KR
 187 Earnest Byner (01/17/1988 at Denver Broncos); 67 R, 120 P

**Combined Net Yards, High Average
(minimum 12 attempts)**

- 16.25 Ken Carpenter (12/23/1951 at Los Angeles Rams); 12-195
 9.30 Earnest Byner (01/04/1986 at Miami Dolphins); 20-186

SCRIMMAGE YARDS**Scrimmage Yards, Most Attempts**

- 30 Jim Brown (12/27/1964 vs. Baltimore Colts); 27 R, 3 P
 28 Kevin Mack (01/11/1987 vs. Denver Broncos); 26 R, 2 P
 27 **William Green (01/05/2003 at Pittsburgh Steelers); 25 R, 2 P**

Scrimmage Yards, Most Yards

- 187 Earnest Byner (01/17/1988 at Denver Broncos); 67 R, 120 P
 186 Earnest Byner (01/04/1986 at Miami Dolphins); 161 R, 25 P

**Scrimmage Yards, High Average
(minimum 12 attempts)**

- 9.30 Earnest Byner (01/04/1986 at Miami Dolphins); 20-186
 8.50 Earnest Byner (01/17/1988 at Denver Broncos); 22-187

SCORING

Most Points - Season

66 Jerry Kauric (1990); 14 FG, 24 PAT

Most Points - Game

24 Jim Brown (11/24/1957 vs. Los Angeles Rams); 4 TD

Most Total TDs - Season

10 Eric Metcalf (1989); 6 Rush, 4 Rec
10 Kevin Mack (1985); 7 Rush, 3 Rec
10 Jim Brown (1957); 9 Rush, 1 Rec

Most Total TDs - Game

4 Jim Brown (11/24/1957 vs. Los Angeles Rams); 4 Rush

Most Return TDs - Season

2 Bobby Franklin (1960)
2 Bobby Mitchell (1958)

Most Return TDs - Game

2 Bobby Franklin (12/11/1960 vs. Chicago Bears)
2 Bobby Mitchell (11/23/1958 vs. Philadelphia Eagles)

Most Extra Points - Season

29 Jeff Jaeger (1987)

Most Extra Points - Game

5 Jeff Jaeger (11/08/1987 vs. Atlanta Falcons)

Most Field Goals - Season

14 Jerry Kauric (1990)

Most Field Goals - Game

3 Jeff Jaeger (10/26/1987 vs. Los Angeles Rams)

Highest Field Goal Pct

(minimum 14 attempts)

70.00 Jerry Kauric (1990); 20-14

Most Safeties - Season

1 James Jones (1991)
1 Doug Dieken (1971)
1 Junior Wren (1956)
1 John Kissell (1950)

RUSHING

Most Rushing Attempts - Season

243 William Green (2002)
222 Kevin Mack (1985)
202 Jim Brown (1957)
195 James Jackson (2001)

Most Rushing Attempts - Game

31 Jim Brown (11/24/1957 vs. Los Angeles Rams)

Most Rushing Yards - Season

1,104 Kevin Mack (1985)

Most Rushing Yards - Game

237 Jim Brown (11/24/1957 vs. Los Angeles Rams)

Most Rushing TDs - Season

9 Jim Brown (1957)

Most Rushing TDs - Game

4 Jim Brown (11/24/1957 vs. Los Angeles Rams)

Best Rushing Average

(minimum 150 attempts) - Season

4.97 Kevin Mack (1985); 222-1,104

Best Rushing Average

(minimum 11 attempts) - Game

13.36 Bobby Mitchell (10/12/1958 vs. Chicago Cardinals); 11-147

PASSING

Most Pass Attempts - Season

399 Tim Couch (1999)

Most Pass Attempts - Game

54 Eric Zeier (11/05/1995 vs. Houston Oilers)

Most Pass Completions - Season

223 Tim Couch (1999)

Most Pass Completions - Game

29 Tim Couch (11/21/1999 vs. Carolina Panthers)

Highest Completion Pct

(minimum 150 attempts)

55.89 Tim Couch (1999); 399-223

Highest Completion Pct

(minimum 15 attempts)

78.26 Tim Couch (10/17/1999 vs. Jacksonville Jaguars); 18-23

Most Passing Yards - Season

2,447 Tim Couch (1999)

Most Passing Yards - Game

310 Eric Zeier (10/29/1995 at Cincinnati Bengals)

Most Passing TDs - Season

15 Tim Couch (1999)

Most Passing TDs - Game

3 Tim Couch (10/31/1999 at New Orleans Saints)
3 Bernie Kosar (12/15/1985 vs. Houston Oilers)

Highest Quarterback Rating – Season
(minimum 150 attempts)

73.2 Tim Couch (1999)

Highest Quarterback Rating – Game
(minimum 15 attempts)

132.2 Tim Couch (10/31/1999 at New Orleans Saints)

Most Passes Intercepted - Season

13 Tim Couch (1999)

Most Passes Intercepted - Game

- 4 Eric Zeier (12/09/1995 at Minnesota Vikings)
- 4 Terry Luck (12/18/1977 at Seattle Seahawks)

Fewest Passes Intercepted – Season
(minimum 150 attempts)

7 Bernie Kosar (1985)

Lowest Interception Percentage – Season
(minimum 150 Attempts)

2.82 Bernie Kosar (1985); 248-124

RECEIVING

Most Receptions - Season

66 Kevin Johnson (1999)

Most Receptions - Game

10 Darrin Chiaverini (12/19/1999 vs. Jacksonville Jaguars)

Most Receiving Yards - Season

986 Kevin Johnson (1999)

Most Receiving Yards - Game

171 Derrick Alexander (12/04/1994 vs. New York Giants)

Highest Receiving Average - Season
(minimum 20 receptions)

17.69 Paul Warfield (1964); 52-920

Highest Receiving Average - Game
(minimum 3 receptions)

31.00 Ozzie Newsome (11/05/1978 at Houston Oilers); 4-124

Most Receiving TDs - Season

9 Paul Warfield (1964)

Most Receiving TDs - Game

- 2 Andre' Davis (09/22/2003 at Tennessee Titans)
- 2 Kevin Johnson (10/31/1999 vs. New Orleans Saints)
- 2 Brian Brennan (11/25/1984 vs. Houston Oilers)
- 2 Harry Holt (12/18/1983 vs. Pittsburgh Steelers)

2 Paul Warfield (11/22/1964 at Green Bay Packers)

INTERCEPTIONS

Most Passes Intercepted - Season

- 10 Anthony Henry (2001)
- 8 Bobby Franklin (1960)

Most Passes Intercepted - Game

- 3 Anthony Henry (11/18/2001 at Baltimore Ravens)
- 3 Anthony Henry (09/23/2001 vs. Detroit Lions)
- 3 Bobby Franklin (12/11/1960 vs. Chicago Bears)

Most Interception Return Yards - Season

- 177 Anthony Henry (2001)
- 131 Bobby Franklin (1960)

Most Interception Return Yards - Game

- 97t Anthony Henry (12/16/2001 vs. Jacksonville Jaguars)
- 95 Bobby Franklin (12/11/1960 vs. Chicago Bears)

Highest Average Gain on Interceptions
(minimum 3 interceptions) - Season

34.67 Brian Washington (1988); 3-104

Highest Average Gain on Interceptions
(minimum 2 interceptions) - Game

- 48.50 Anthony Henry (12/16/2001 vs. Jacksonville Jaguars); 2-97
- 31.67 Bobby Franklin (12/11/1960 vs. Chicago Bears); 3-95

Most TDs on Interceptions - Season

2 Bobby Franklin (1960)

Most TDs on Interceptions - Game

2 Bobby Franklin (12/11/1960 vs. Chicago Bears)

PUNTING

Most Punts - Season

- 79 Johnny Evans (1978)
- 68 Steve Cox (1981)

Most Punts - Game

10 Johnny Evans (11/05/1978 at Houston Oilers)

Most Punt Yards - Season

3,089 Johnny Evans (1978)

Most Punt Yards - Game

407 Johnny Evans (11/05/1978 at Houston Oilers)

**Best Gross Punting Average
(minimum 35 attempts) - Season**

480 Gary Collins (1962); 45-1,926

Best Gross Punting Average - Game

58.00 Johnny Evans (12/03/1978 at Seattle Seahawks); 1-58

Most Punts Inside 20 YDL - Season

16 Johnny Evans (1978)

PUNT RETURNS**Most Punt Returns - Season**

37 Keith Wright (1978)

Most Punt Returns - Game

7 Chet Hanulak (11/07/1954 vs. Washington Redskins)

Most Punt Return Yards - Season

289 Dennis Northcutt (2000)

288 Keith Wright (1978)

Most Punt Return Yards - Game

71 Ben Davis (11/05/1967 at Pittsburgh Steelers)

Most Punt Return TDs - Season1 Ben Davis (1967)
1 Leroy Kelly (1964)
1 Bobby Mitchell (1958)
1 Don Phelps (1950)**Most Punt Return TDs - Game**1 Ben Davis (11/05/1967 at Pittsburgh Steelers)
1 Leroy Kelly (10/25/1964 vs. New York Giants)
1 Bobby Mitchell (11/23/1958 vs. Philadelphia Eagles)
1 Don Phelps (12/10/1950 at Washington Redskins)**Highest Punt Return Average
(minimum 15 returns) - Season**172 Ben Davis (1967); 18-229
125 Greg Pruitt (1973); 16-180**Highest Punt Return Average
(minimum 3 returns) - Game**

18.33 Ray Renfro (12/07/1952 at Chicago Cardinals); 3-55

KICKOFF RETURNS**Most Kickoff Returns - Season**50 Andre' Davis (2002)
44 Ronnie Powell (1999)**Most Kickoff Returns - Game**

6 Jamel White (12/10/2000 vs. Philadelphia Eagles)

6 Jamel White (11/26/2000 at Baltimore Ravens)

6 Earnest Hunter (11/19/1995 vs. Green Bay Packers)

Most Kickoff Return Yards - Season1,068 Andre' Davis (2002)
986 Ronnie Powell (1999)**Most Kickoff Return Yards - Game**168 Andre' Davis (10/20/2002 vs. Houston Texans)
140 Jamel White (12/10/2000 vs. Philadelphia Eagles)
127 Earnest Hunter (11/19/1995 vs. Green Bay Packers)
127 Bo Scott (11/09/1969 at Minnesota Vikings)**Most Kickoff Return TDs - Season**1 Andre' Davis (2002)
1 Carl Ward (1967)
1 Bobby Mitchell (1958)
1 Leroy Bolden (1958)**Most Kickoff Return TDs - Game**1 Andre' Davis (10/20/2002 vs. Houston Texans)
1 Carl Ward (11/26/1967 vs. Washington Redskins)
1 Bobby Mitchell (11/23/1958 vs. Philadelphia Eagles)
1 Leroy Bolden (10/26/1958 at Chicago Cardinals)**Highest Kickoff Return Average
(minimum 12 returns) - Season**

28.88 Bo Scott (1969); 25-722

**Highest Kickoff Return Average
(minimum 3 returns) - Game**42.0 Ben Davis (12/10/1967 at St. Louis Cardinals); 3-126
42.0 Andre' Davis (10/20/2002 vs. Houston Texans); 4-168**COMBINED NET YARDS****Combined Net Yards,****Most Attempts - Season**

272 Eric Metcalf (1989); 187 R, 54 P, 31 PR

Combined Net Yards, Most Attempts - Game

35 Jim Brown (11/24/1957 vs. Los Angeles Rams); 31 R, 3 P, 1 PR

Combined Net Yards, Most Yards - Season

1,748 Eric Metcalf (1989); 633 R, 397 P, 718 KR

Combined Net Yards, Most Yards - Game

269 Jim Brown (11/24/1957 vs. Los Angeles Rams); 237 R, 21 P, 11 KR

**Combined Net Yards, High Average
(minimum 100 attempts) - Season**

10.90 Greg Pruitt (1973); 102-1,112

**Combined Net Yards, High Average
(minimum 10 attempts) - Game**

15.30 Keith Wright (12/10/1978 vs. New York Jets); 10-153

SCRIMMAGE YARDS

Scrimmage Yards, Most Attempts - Season

259 William Green (2002); 243 R, 16 P

251 Kevin Mack (1985); 222 R, 29 P

Scrimmage Yards, Most Attempts - Game

34 Jim Brown (11/24/1957 vs. Los Angeles Rams); 31 R, 3 P

Scrimmage Yards, Most Yards - Season

1,401 Kevin Mack (1985); 1,104 R, 297 P

Scrimmage Yards, Most Yards - Game

258 Jim Brown (11/24/1957 vs. Los Angeles Rams); 237 R, 21 P

**Scrimmage Yards, High Average - Season
(minimum 100 attempts)**

5.58 Kevin Mack (1985); 251-1,401

**Scrimmage Yards, High Average - Game
(minimum 10 attempts)**

13.36 Bobby Mitchell (10/12/1958 vs. Chicago Cardinals); 11-147

QUARTERBACK SACKS

Most Sacks - Season

8 Mack Mitchell (1975)

Most Sacks - Game

3 Courtney Brown (09/17/2000 vs. Pittsburgh Steelers)

3 Chip Banks (09/12/1982 vs. Seattle Seahawks)

SCORING

Most Points

- 24 Priest Holmes, Kansas City Chiefs, 09/08/2002
- 24 Ray Matthews, Pittsburgh Steelers, 10/17/1954
- 24 Jim Taylor, Green Bay Packers, 10/15/1961
- 24 Donny Anderson, Green Bay Packers, 11/12/1967
- 24 Lorenzo White, Houston Oilers, 12/09/1990

Most Touchdowns

- 4 Priest Holmes, Kansas City Chiefs, 09/08/2002
- 4 Ray Matthews, Pittsburgh Steelers, 10/17/1954
- 4 Jim Taylor, Green Bay Packers, 10/15/1961
- 4 Donny Anderson, Green Bay Packers, 11/12/1967
- 4 Lorenzo White, Houston Oilers, 12/09/1990

Most PATs Attempted

- 8 Paul Held, Pittsburgh Steelers, 10/17/1954
- 8 Paul Hornung, Green Bay Packers, 10/15/1961
- 8 Teddy Garcia, Houston Oilers, 12/09/1990

Most PATs Made

- 7 Paul Held, Pittsburgh Steelers, 10/17/1954
- 7 Paul Hornung, Green Bay Packers, 10/15/1961
- 7 Don Chandler, Green Bay Packers, 11/12/1967
- 7 Teddy Garcia, Houston Oilers, 12/09/1990

Most Field Goals Attempted

- 6 Roy Gerela, Pittsburgh Steelers, 11/07/1971
- 6 Chester Marcol, Green Bay Packers, 09/17/1972
- 6 Fred Cox, Minnesota Vikings, 11/04/1973
- 6 Skip Butler, Houston Oilers, 10/12/1975

Most Field Goals Made

- 5 Kris Brown, Pittsburgh Steelers, 10/22/2000

Longest Field Goal Made (Yards)

- 56 Jason Hanson, Detroit Lions, 10/08/1995

- 54 Adam Vinatieri, New England Patriots, 12/09/2001
- 54 Ken Willis, Dallas Cowboys, 09/01/1991

RUSHING

Most Attempts

- 40 Ricky Williams, New Orleans Saints, 10/31/1999
- 36 Eddie George, Tennessee Titans, 11/19/2000
- 34 Eddie George, Tennessee Titans, 12/17/2000
- 34 Gary Brown, Houston Oilers, 11/21/1993

Most Yards Gained

- 200 John Henry Johnson, Pittsburgh Steelers, 10/10/1964
- 197 Wilbert Montgomery, Philadelphia Eagles, 11/04/1979

Highest Average Gain (Yards)

- 11.6 Tim Brown, Philadelphia Eagles, 11/07/1965 (16-186)

Longest Gain (Yards)

- 86t Essex Johnson, Cincinnati Bengals, 12/05/1971
- 79t George Rogers, New Orleans Saints, 10/18/1981
- 75t Barry Sanders, Detroit Lions, 10/08/1995
- 75t Franco Harris, Pittsburgh Steelers, 11/19/1972
- 75 Jamal Lewis, Baltimore Ravens, 10/06/2002

Most Touchdowns

- 4 Priest Holmes, Kansas City Chiefs, 09/08/2002
- 4 Jim Taylor, Green Bay Packers, 10/15/1961
- 4 Lorenzo White, Houston Oilers, 12/09/1990

PASSING

Most Attempts

- 59 Todd Marinovich, Los Angeles Raiders, 09/20/1992
- 56 Doug Williams, Tampa Bay Buccaneers, 09/28/1980

Most Completions

- 38 Tommy Kramer, Minnesota Vikings, 12/14/1980
- 33 Eric Hipple, Detroit Lions, 09/28/1986
- 33 John Friesz, San Diego Chargers, 10/20/1991 (OT)

- 33 Todd Marinovich, Los Angeles Raiders, 9/20/1992

Most Yards

- 456 Tommy Kramer, Minnesota Vikings, 12/14/1980
418 Sonny Jurgenson, Washington Redskins, 11/26/1967

Highest Completion Percentage

- 88.2 Bart Starr, Green Bay Packers, 10/15/1961 (15-17)

Longest Completion (Yards)

- 99t George Izo, Washington Redskins (to Bobby Mitchell), 9/15/1963
92t Milt Plum, Detroit Lions (to Dan Lewis), 11/15/1964

Most TD Passes

- 6 Charley Johnson, St. Louis Cardinals, 09/26/1965

Most Interceptions

- 7 Ty Detmer, Detroit Lions, 09/23/2001
5 Zeke Bratkowski, Chicago Bears, 12/11/1960
5 Mark Malone, Pittsburgh Steelers, 09/20/1987

Most Attempts, Without an Interception

- 49 Tommy Kramer, Minnesota Vikings, 12/14/1980

RECEPTIONS

Most Receptions

- 14 Marvin Harrison, Indianapolis Colts, 12/26/1999 (138 yards)
13 Terry Glenn, New England Patriots, 10/03/1999 (214 yards)
12 James Jones, Detroit Lions, 9/28/1986 (85 yards)

Most Yards

- 235 Buddy Dial, Pittsburgh Steelers, 10/22/1961
214 Terry Glenn, New England Patriots, 10/03/1999

Average Gain (Yards)

- 48.0 John Gilliam, St. Louis Cardinals, 10/26/1969 (4 catches for 192 yards)

Longest Gain (Yards)

- 99t Bobby Mitchell, Washington Redskins (from George Izo), 09/15/1963

Touchdowns

- 3 By 12 players; most recent Rod Smith, at Denver Broncos, 10/15/2000

INTERCEPTIONS

Most Interceptions

- 3 By 11 players; most recent Darren Perry, Pittsburgh Steelers, 09/11/1988

Interception Yardage

- 125 Ken Easley, Seattle Seahawks, 12/20/1981 (2 returns)
115 Larry Wilson, St. Louis Cardinals, 12/19/1965 (3 returns)

Average Gain (minimum 2 int.)

- 62.5 Ken Easley, Seattle Seahawks, 12/20/1981 (2 returns)

Longest Interception Return

- 96t Larry Wilson, St. Louis Cardinals, 12/19/1965
93t Randy Gradishar, Denver Broncos, 10/05/1980
85 Ray Clayborn, New England Patriots, 10/07/1984
82t Ken Easley, Seattle Seahawks, 12/20/1981
81t LeRoy Irvin, Los Angeles Rams, 09/09/1984
81t Russ Craft, Pittsburgh Steelers, 10/17/1954

Touchdowns

- 1 56 times; most recent Andre Dyson, at Tennessee Titans, 09/22/02 (16 yards)

PUNTING

Most Punts

- 11 Charley Conerly, New York Giants, 11/18/1951
11 Ray Guy, Oakland Raiders, 11/18/1973
11 Kelly Goodburn, Kansas City Chiefs, 11/19/1989
11 Bucky Scribner, Minnesota Vikings, 12/17/1989

Most Yards

- 491 Ray Guy, Oakland Raiders, 11/18/1973

Highest Average (4 min.)

- 57.5 Bobby Joe Green, Pittsburgh Steelers, 11/20/1960 (4 for 230 yards)

Longest (Yards)

- 78 Ed Brown, Pittsburgh Steelers, 10/28/1962
75 Verl Lillywhite, San Francisco 49ers, 09/30/1951
75 Bobby Joe Green, Pittsburgh Steelers, 11/20/1960

PUNT RETURNS

Most Returns

- 9 Andre Hastings, Pittsburgh Steelers, 11/13/1995
- 8 Ron Fellows, Dallas Cowboys, 11/25/1982
- 8 Fulton Walker, Los Angeles Raiders, 11/16/1986

Most Yards

- 141 Bob Hayes, Dallas Cowboys, 12/24/1967
- 131 Andre Hastings, Pittsburgh Steelers, 11/13/1995

Highest Average (minimum 3 returns)

- 36.7 Billy Johnson, Houston Oilers, 10/16/1977 (3 returns)

Longest Punt Return

- 91t Keith Moody, Buffalo Bills, 10/23/1977
- 87t Billy Johnson, Houston Oilers, 10/16/1977

Touchdowns

- 2 Rick Upchurch, Denver Broncos, 09/26/1976

KICKOFF RETURNS

Most Returns

- 7 Dante Hall, Kansas City Chiefs, 09/08/2002
- 6 Rick Upchurch, Denver Broncos, 10/19/1975
- 6 Clarence Childs, New York Giants, 12/04/1966
- 6 Jermaine Lewis, Houston Texans, 10/20/2002

Most Yards

- 197 Rick Upchurch, Denver Broncos, 10/19/1975
- 192 Dante Hall, Kansas City Chiefs, 09/08/2002

Highest Average (minimum 2 returns)

- 86.0 Travis Williams, Green Bay Packers, 11/12/1967 (2 returns)

Longest Kickoff Return

- 105t Tim Brown, Philadelphia Eagles, 9/17/1961
- 97t Willie Shelby, Cincinnati Bengals, 10/03/1976

Touchdowns

- 2 Travis Williams, Green Bay Packers, 11/12/1967

SCORING

YEAR	PLAYER	TD	PAT	FG	2-PT	TOTAL
1950	LOU GROZA	1	29-29	13-19	0	74
1951	LOU GROZA	0	43-43	10-23	0	73
1952	LOU GROZA	0	32-32	19-33	0	89
1953	LOU GROZA	0	39-40	23-26	0	108
1954	LOU GROZA	0	37-38	16-24	0	85
1955	LOU GROZA	0	44-45	11-22	0	77
1956	LOU GROZA	0	18-18	11-20	0	51
1957	LOU GROZA	0	32-32	15-22	0	77
1958	JIM BROWN	18	0-0	0-0	0	108
1959	JIM BROWN	14	0-0	0-0	0	84
1960	SAM BAKER	0	44-46	12-20	0	80
1961	LOU GROZA	0	37-38	16-23	0	85
1962	JIM BROWN	18	0-0	0-0	0	108
1963	JIM BROWN	15	0-0	0-0	0	90
1964	LOU GROZA	0	49-50	22-33	0	115
1965	JIM BROWN	21	0-0	0-0	0	126
1966	LEROY KELLY	16	0-0	0-0	0	96
1967	LEROY KELLY	13	0-0	0-0	0	78
1968	LEROY KELLY	20	0-0	0-0	0	120
1969	DON COCKROFT	0	45-45	12-23	0	81
1970	DON COCKROFT	0	34-35	12-22	0	70
1971	DON COCKROFT	0	34-34	15-28	0	79
1972	DON COCKROFT	0	28-29	22-27	0	94
1973	DON COCKROFT	0	24-24	22-31	0	90
1974	DON COCKROFT	0	29-30	14-16	0	71
1975	DON COCKROFT	0	21-24	17-23	0	72
1976	DON COCKROFT	0	27-30	15-28	0	72
1977	DON COCKROFT	0	30-31	17-23	0	81
1978	DON COCKROFT	0	37-40	19-28	0	94
1979	DON COCKROFT	0	38-43	17-29	0	89
1980	DON COCKROFT	0	39-44	16-26	0	87
1981	MATT BAHR	0	22-22	13-20	0	61
1982	MATT BAHR	0	17-17	7-15	0	38
1983	MATT BAHR	0	38-40	21-24	0	101
1984	MATT BAHR	0	25-25	24-32	0	97
1985	MATT BAHR	0	35-35	14-18	0	77
1986	MATT BAHR	0	30-30	20-26	0	90
1987	JEFF JAEGER	0	33-34	14-22	0	75
1988	MATT BAHR	0	32-33	24-29	0	104
1989	MATT BAHR	0	40-40	16-24	0	88
1990	JERRY KAURIC	0	24-27	14-20	0	66
1991	MATT STOVER	0	33-34	16-22	0	81
1992	MATT STOVER	0	29-30	21-29	0	92
1993	MATT STOVER	0	36-36	16-22	0	84
1994	MATT STOVER	0	32-32	26-28	0	110
1995	MATT STOVER	0	26-26	29-33	0	113
1999	TERRY KIRBY	9	0-0	0-0	0	54
2000	PHIL DAWSON	0	17-17	14-17	0	59
2001	PHIL DAWSON	0	29-30	22-25	0	95
2002	PHIL DAWSON	0	34-35	22-28	0	100

RUSHING YARDS

YEAR	PLAYER	NO.	YARDS	AVG.	LG	TD
1950	MARION MOTLEY	140	810	5.8	69t	3
1951	DUB JONES	104	492	4.7	43t	7
1952	MARION MOTLEY	104	444	4.3	59	1
1953	RAY RENFRO	60	352	5.9	58t	4
1954	MAURICE BASSETT	144	588	4.1	22	6
1955	FRED MORRISON	156	824	5.3	56	3
1956	PRESTON CARPENTER	188	756	4.0	30	0
1957	JIM BROWN	202	942	4.7	69t	9
1958	JIM BROWN	257	1,527	5.9	65t	17
1959	JIM BROWN	290	1,329	4.6	70t	14
1960	JIM BROWN	215	1,257	5.8	71t	9
1961	JIM BROWN	305	1,408	4.6	38	8
1962	JIM BROWN	230	996	4.3	31	13
1963	JIM BROWN	291	1,863	6.4	80t	12
1964	JIM BROWN	280	1,446	5.2	71	7
1965	JIM BROWN	289	1,544	5.3	67	17
1966	LEROY KELLY	209	1,141	5.5	70t	15
1967	LEROY KELLY	235	1,205	5.1	42t	11
1968	LEROY KELLY	248	1,239	5.0	65	16
1969	LEROY KELLY	196	817	4.2	31	9
1970	LEROY KELLY	206	656	3.2	33t	6
1971	LEROY KELLY	234	865	3.7	35	10
1972	LEROY KELLY	224	811	3.6	18	4
1973	KEN BROWN	161	537	3.3	17	0
1974	GREG PRUITT	126	540	4.3	54	3
1975	GREG PRUITT	217	1,067	4.9	50	8
1976	GREG PRUITT	209	1,000	4.8	64	4
1977	GREG PRUITT	236	1,086	4.6	78t	3
1978	GREG PRUITT	176	960	5.5	70t	3
1979	MIKE PRUITT	264	1,294	4.9	77t	9
1980	MIKE PRUITT	249	1,034	4.2	56t	6
1981	MIKE PRUITT	247	1,103	4.5	21	7
1982	MIKE PRUITT	143	516	3.6	17	3
1983	MIKE PRUITT	293	1,184	4.0	27	10
1984	BOYCE GREEN	202	673	3.3	29	0
1985	KEVIN MACK	222	1,104	5.0	61	7
1986	KEVIN MACK	174	665	3.8	20	10
1987	KEVIN MACK	201	735	3.7	22t	5
1988	EARNEST BYNER	157	576	3.7	27t	3
1989	ERIC METCALF	187	633	3.4	43t	6
1990	KEVIN MACK	158	702	4.4	26	5
1991	KEVIN MACK	197	726	3.7	51t	8
1992	KEVIN MACK	169	543	3.2	37	6
1993	TOMMY VARDELL	171	644	3.8	54	3
1994	LEROY HOARD	209	890	4.3	39	5
1995	LEROY HOARD	136	547	4.0	25	0
1999	TERRY KIRBY	130	452	3.5	28	6
2000	TRAVIS PRENTICE	173	512	3.0	17	7
2001	JAMES JACKSON	195	554	2.8	22	2
2002	WILLIAM GREEN	243	887	3.7	64t	6

PASSING YARDS

YEAR	PLAYER	ATT.	COMP.	PCT.	YARDS	TD	INT.	QB RATING
1950	OTTO GRAHAM	253	137	54.2	1,943	14	20	64.7
1951	OTTO GRAHAM	265	147	55.5	2,205	17	16	79.2
1952	OTTO GRAHAM	364	181	49.7	2,816	20	24	66.6
1953	OTTO GRAHAM	258	167	64.7	2,722	11	9	99.7
1954	OTTO GRAHAM	240	142	59.2	2,092	11	17	73.5
1955	OTTO GRAHAM	185	98	53.0	1,721	15	8	94.0
1956	TOM O'CONNELL	96	42	43.8	551	4	8	41.6
1957	TOM O'CONNELL	110	63	57.3	1,229	9	8	93.3
1958	MILT PLUM	189	102	54.0	1,619	11	11	77.9
1959	MILT PLUM	266	156	58.6	1,992	14	8	87.2
1960	MILT PLUM	250	151	60.4	2,297	21	5	110.4
1961	MILT PLUM	302	177	58.6	2,416	18	10	90.3
1962	FRANK RYAN	194	112	57.7	1,541	10	7	85.4
1963	FRANK RYAN	256	135	52.7	2,038	25	13	90.6
1964	FRANK RYAN	334	174	52.1	2,404	25	19	76.7
1965	FRANK RYAN	243	119	49.0	1,751	18	13	75.3
1966	FRANK RYAN	382	200	52.4	2,974	29	14	88.2
1967	FRANK RYAN	280	136	48.6	2,026	20	16	72.7
1968	BILL NELSEN	293	152	51.9	2,366	19	10	86.4
1969	BILL NELSEN	352	190	54.0	2,743	23	19	78.8
1970	BILL NELSEN	313	159	50.8	2,156	16	16	68.9
1971	BILL NELSEN	325	174	53.5	2,319	13	23	60.3
1972	MIKE PHIPPS	305	144	47.2	1,994	13	16	61.0
1973	MIKE PHIPPS	299	148	49.5	1,719	9	20	49.4
1974	MIKE PHIPPS	256	117	45.7	1,384	9	17	46.7
1975	MIKE PHIPPS	313	162	51.8	1,749	4	19	47.5
1976	BRIAN SIPE	312	178	57.1	2,113	17	14	77.3
1977	BRIAN SIPE	195	112	57.4	1,233	9	14	61.8
1978	BRIAN SIPE	399	222	55.6	2,906	21	15	80.7
1979	BRIAN SIPE	535	286	53.5	3,793	28	26	73.4
1980	BRIAN SIPE	554	337	60.8	4,132	30	14	91.4
1981	BRIAN SIPE	567	313	55.2	3,876	17	25	68.2
1982	BRIAN SIPE	185	101	54.6	1,064	4	8	60.7
1983	BRIAN SIPE	496	291	58.7	3,566	26	23	79.1
1984	PAUL MCDONALD	493	271	55.0	3,472	14	23	67.3
1985	BERNIE KOSAR	248	124	50.0	1,578	8	7	69.3
1986	BERNIE KOSAR	531	310	58.4	3,854	17	10	83.8
1987	BERNIE KOSAR	389	241	62.0	3,033	22	9	95.4
1988	BERNIE KOSAR	259	156	60.2	1,890	10	7	84.3
1989	BERNIE KOSAR	513	303	59.1	3,533	18	14	80.3
1990	BERNIE KOSAR	423	230	54.4	2,562	10	15	65.7
1991	BERNIE KOSAR	494	307	62.1	3,487	18	9	87.8
1992	MIKE TOMCZAK	211	120	56.9	1,693	7	7	80.1
1993	VINNY TESTAVERDE	230	130	56.5	1,797	14	9	85.7
1994	VINNY TESTAVERDE	376	207	55.1	2,575	16	18	70.7
1995	VINNY TESTAVERDE	392	241	61.5	2,883	17	10	87.8
1999	TIM COUCH	399	223	55.9	2,447	15	13	73.2
2000	TIM COUCH	215	137	63.7	1,483	7	9	77.3
2001	TIM COUCH	454	272	59.9	3,040	17	21	73.1
2002	TIM COUCH	443	273	61.6	2,842	18	18	76.8

RECORDS
SEASONAL LEADERS

RECEPTIONS

YEAR	PLAYER	NO.	YARDS	AVG.	LG	TD
1950	MAC SPEEDIE	42	548	13.0	45	1
1951	DANTE LAVELLI	43	586	13.6	47	6
1952	MAC SPEEDIE	62	911	14.7	50	5
1953	DANTE LAVELLI	45	783	17.4	55t	6
1954	DANTE LAVELLI	47	802	17.1	64	7
1955	DARREL BREWSTER	34	622	18.3	41t	6
1956	DARREL BREWSTER	28	417	14.9	41	1
1957	DARREL BREWSTER	30	614	20.5	56	2
1958	PRESTON CARPENTER	29	474	16.3	74	1
1959	BILLY HOWTON	39	510	13.1	36t	1
1960	BOBBY MITCHELL	45	612	13.6	69t	6
1961	RAY RENFRO	48	834	17.4	57	6
1962	JIM BROWN	47	517	11.0	53t	5
1963	GARY COLLINS	43	674	15.7	49t	13
1964	PAUL WARFIELD	52	920	17.7	62t	9
1965	GARY COLLINS	50	884	17.7	67	10
1966	GARY COLLINS	56	946	16.9	54	12
1967	ERNIE GREEN	39	369	9.5	41t	2
1968	PAUL WARFIELD	50	1,067	21.3	65t	12
1969	GARY COLLINS	54	786	14.6	48t	11
1970	BO SCOTT	40	351	8.8	24	4
1971	FAIR HOOKER	45	649	14.4	48	1
1972	FRANK PITTS	36	620	17.2	80t	8
1973	FRANK PITTS	31	317	10.2	26t	4
1974	HUGH MCKINNIS	32	258	8.1	55	0
1975	REGGIE RUCKER	60	770	12.8	40t	3
1976	REGGIE RUCKER	49	676	13.8	45	8
1977	CLEO MILLER	41	291	7.1	28	1
1978	REGGIE RUCKER	43	893	20.8	69t	8
1979	DAVE LOGAN	59	982	16.6	46	7
1980	MIKE PRUITT	63	471	7.5	28	0
1981	OZZIE NEWSOME	69	1,002	14.5	62	6
1982	OZZIE NEWSOME	49	633	12.9	54	3
1983	OZZIE NEWSOME	89	970	10.9	66t	6
1984	OZZIE NEWSOME	89	1,001	11.2	52	5
1985	OZZIE NEWSOME	62	711	11.5	38	5
1986	BRIAN BRENNAN	55	838	15.2	57t	6
1987	EARNEST BYNER	52	552	10.6	37	2
1988	EARNEST BYNER	59	576	9.8	39t	2
1989	WEBSTER SLAUGHTER	65	1,236	19.0	97t	6
1990	WEBSTER SLAUGHTER	59	847	14.4	50	4
1991	WEBSTER SLAUGHTER	64	906	14.2	62t	3
1992	MICHAEL JACKSON	47	755	16.1	69t	7
1993	ERIC METCALF	63	539	8.6	49t	2
1994	DERRICK ALEXANDER	48	828	17.3	81t	2
1995	EARNEST BYNER	61	494	8.1	29t	2
1999	KEVIN JOHNSON	66	986	14.9	64t	8
2000	KEVIN JOHNSON	57	669	11.7	79	0
2001	KEVIN JOHNSON	84	1,097	13.1	55t	9
2002	KEVIN JOHNSON	67	703	10.5	30t	4

RECEIVING YARDS

YEAR	PLAYER	NO.	YARDS	AVG.	LG	TD
1950	DANTE LAVELLI	37	565	15.3	43	5
1951	MAC SPEEDIE	34	589	17.3	51	3
1952	MAC SPEEDIE	62	911	14.7	50	5
1953	DANTE LAVELLI	45	783	17.4	55t	6
1954	DANTE LAVELLI	47	802	17.1	64	7
1955	DARREL BREWSTER	34	622	18.3	41t	6
1956	DARREL BREWSTER	28	417	14.9	41	1
1957	DARREL BREWSTER	30	614	20.5	56	2
1958	RAY RENFRO	24	573	23.9	52	6
1959	RAY RENFRO	30	528	17.6	70t	6
1960	GERN NAGLER	36	616	17.1	53t	3
1961	RAY RENFRO	48	834	17.4	57	6
1962	RICH KREITLING	44	659	15.0	53	3
1963	GARY COLLINS	43	674	15.7	49t	13
1964	PAUL WARFIELD	52	920	17.7	62t	9
1965	GARY COLLINS	50	884	17.7	67	10
1966	GARY COLLINS	56	946	16.9	54	12
1967	PAUL WARFIELD	32	702	21.9	49t	8
1968	PAUL WARFIELD	50	1,067	21.3	65t	12
1969	PAUL WARFIELD	42	886	21.1	82t	10
1970	MILT MORIN	37	611	16.5	36	1
1971	FAIR HOOKER	45	649	14.4	48	1
1972	FRANK PITTS	36	620	17.2	80t	8
1973	MILT MORIN	26	417	16.0	51t	1
1974	STEVE HOLDEN	30	452	15.1	53	3
1975	REGGIE RUCKER	60	770	12.8	40t	3
1976	REGGIE RUCKER	49	676	13.8	45	8
1977	REGGIE RUCKER	36	565	15.7	40	2
1978	REGGIE RUCKER	43	893	20.8	69t	8
1979	DAVE LOGAN	59	982	16.6	46	7
1980	DAVE LOGAN	51	822	16.1	65	4
1981	OZZIE NEWSOME	69	1,002	14.5	62	6
1982	OZZIE NEWSOME	49	633	12.9	54	3
1983	OZZIE NEWSOME	89	970	10.9	66t	6
1984	OZZIE NEWSOME	89	1,001	11.2	52	5
1985	OZZIE NEWSOME	62	711	11.5	38	5
1986	BRIAN BRENNAN	55	838	15.2	57t	6
1987	WEBSTER SLAUGHTER	47	806	17.1	54t	7
1988	REGGIE LANGHORNE	57	780	13.7	77t	7
1989	WEBSTER SLAUGHTER	65	1,236	19.0	97t	6
1990	WEBSTER SLAUGHTER	59	847	14.4	50	4
1991	WEBSTER SLAUGHTER	64	906	14.2	62t	3
1992	MICHAEL JACKSON	47	755	16.1	69t	7
1993	MICHAEL JACKSON	41	756	18.4	62t	8
1994	DERRICK ALEXANDER	48	828	17.3	81t	2
1995	KEENAN MCCARDELL	56	709	12.7	36	4
1999	KEVIN JOHNSON	66	986	14.9	64t	8
2000	KEVIN JOHNSON	57	669	11.7	79	0
2001	KEVIN JOHNSON	84	1,097	13.1	55t	9
2002	QUINCY MORGAN	56	964	17.2	78t	7

INTERCEPTIONS

YEAR	PLAYER	NO.	YARDS	AVG.	LG	TD
1950	TOMMY JAMES	9	69	7.7	34	0
1951	WARREN LAHR	5	95	19.0	29	2
1952	BERT RECHICHAR	6	79	13.2	25	0
1953	WARREN LAHR	5	119	23.8	42	0
1954	KEN KONZ	7	133	19.0	54t	2
1955	CHUCK NOLL	5	74	14.8	24	1
1956	DON PAUL	7	190	27.1	42	1
1957	DON PAUL	4	28	7.0	12	0
1958	KEN KONZ	4	123	30.8	46t	1
1959	BERNIE PARRISH	5	83	16.6	37t	1
1960	BOBBY FRANKLIN	8	131	16.4	37t	2
1961	BERNIE PARRISH	7	40	5.7	15	0
1962	ROSS FICHTNER	7	76	10.9	31	0
1963	VINCE COSTELLO	7	118	16.9	31	0
1964	BERNIE PARRISH	4	98	24.5	54t	1
1965	LARRY BENZ	5	78	15.6	31	0
1966	ROSS FICHTNER	8	152	19.0	58	1
1967	ROSS FICHTNER	4	113	28.3	88	0
1968	BEN DAVIS	8	162	20.3	44	0
1969	MIKE HOWELL	6	21	3.5	11	0
1970	ERICH BARNES	5	85	17.0	38t	1
1971	WALT SUMNER	5	35	7.0	25	0
1972	THOM DARDEN	3	64	21.3	20	0
1973	CLARENCE SCOTT	5	71	14.2	45t	1
1974	THOM DARDEN	8	105	13.1	31	0
1975	CHARLIE HALL	2	28	14.0	19	0
1976	THOM DARDEN	7	73	10.4	21	0
1977	THOM DARDEN	6	107	17.8	49	1
1978	THOM DARDEN	10	200	20.0	46	0
1979	THOM DARDEN	5	125	25.0	39t	1
1980	RON BOLTON	6	62	10.3	29	0
1981	CLARENCE SCOTT	4	46	11.5	26	0
1982	HANFORD DIXON	4	22	5.5	22	0
1983	TOM COUSINEAU	4	47	11.8	15	0
1984	AL GROSS	5	103	20.6	47	0
1985	AL GROSS	5	109	21.8	37t	1
1986	HANFORD DIXON	5	35	7.0	19	0
1987	FELIX WRIGHT	4	152	38.0	68	1
1988	FELIX WRIGHT	5	126	25.2	53	0
1989	FELIX WRIGHT	9	91	10.1	27t	1
1990	FELIX WRIGHT	3	56	18.7	36	0
1991	STEPHEN BRAGGS	3	15	5.0	15	0
1992	VINCE NEWSOME	3	55	18.3	29	0
1993	ERIC TURNER	5	25	5.0	19	0
1994	ERIC TURNER	9	199	22.1	93t	1
1995	STEVON MOORE	5	55	11.0	28	0
1999	MARQUEZ POPE	2	15	7.5	13	0
2000	COREY FULLER	3	0	0.0	0	0
2001	ANTHONY HENRY	10	177	17.7	97t	1
2002	EARL LITTLE	4	17	4.3	7	0

PUNTING

YEAR	PLAYER	NO.	YARDS	AVG.	TB	IN-20	LG	BLOCK
1950	HORACE GILLOM	66	2,849	43.2	5	0	75	1
1951	HORACE GILLOM	73	3,321	45.5	8	0	66	0
1952	HORACE GILLOM	61	2,787	45.7	6	0	73	1
1953	HORACE GILLOM	63	2,760	43.8	4	0	67	0
1954	HORACE GILLOM	52	2,230	42.9	4	0	80	0
1955	HORACE GILLOM	58	2,389	41.2	6	0	56	3
1956	FRED MORRISON	38	1,561	41.1	7	0	70	0
1957	KEN KONZ	61	2,396	39.3	3	0	63	1
1958	DICK DESCHAIINE	50	2,063	41.3	1	0	63	0
1959	JUNIOR WREN	27	996	36.9	1	0	55	0
1960	SAM BAKER	55	2,309	42.0	2	0	64	0
1961	SAM BAKER	53	2,296	43.3	5	0	62	0
1962	GARY COLLINS	45	1,926	42.8	4	0	64	0
1963	GARY COLLINS	54	2,160	40.0	4	0	73	0
1964	GARY COLLINS	48	2,016	42.0	5	0	58	0
1965	GARY COLLINS	65	3,035	46.7	10	0	71	0
1966	GARY COLLINS	57	2,223	39.0	6	0	60	0
1967	GARY COLLINS	57	2,078	36.5	2	0	52	2
1968	DON COCKROFT	61	2,297	37.7	1	0	59	0
1969	DON COCKROFT	57	2,138	37.5	6	0	55	1
1970	DON COCKROFT	71	3,023	42.6	7	0	71	1
1971	DON COCKROFT	62	2,508	40.5	2	0	59	2
1972	DON COCKROFT	81	3,498	43.2	4	0	65	0
1973	DON COCKROFT	82	3,321	40.5	3	0	71	1
1974	DON COCKROFT	90	3,643	40.5	11	0	64	0
1975	DON COCKROFT	82	3,317	40.5	7	0	67	1
1976	DON COCKROFT	64	2,487	38.9	4	8	51	3
1977	GREG COLEMAN	61	2,389	39.2	2	21	58	0
1978	JOHNNY EVANS	79	3,089	39.1	8	16	65	0
1979	JOHNNY EVANS	69	2,844	41.2	9	7	59	2
1980	JOHNNY EVANS	66	2,530	38.3	7	12	56	0
1981	STEVE COX	68	2,884	42.4	12	11	66	2
1982	STEVE COX	48	1,887	39.3	6	11	52	1
1983	JEFF GOSSETT	70	2,854	40.8	8	17	60	0
1984	STEVE COX	74	3,213	43.4	8	16	69	2
1985	JEFF GOSSETT	81	3,261	40.3	8	18	64	0
1986	JEFF GOSSETT	83	3,423	41.2	10	21	61	0
1987	JEFF GOSSETT	19	779	41.0	4	3	55	0
1988	MAX RUNAGER	48	1,935	40.3	2	13	52	0
1989	BRYAN WAGNER	97	3,817	39.4	6	32	60	0
1990	BRYAN WAGNER	74	2,879	38.9	2	13	65	4
1991	BRIAN HANSEN	80	3,397	42.5	6	20	65	0
1992	BRIAN HANSEN	74	3,083	41.7	7	28	73	1
1993	BRIAN HANSEN	82	3,632	44.3	10	15	72	2
1994	TOM TUPA	80	3,211	40.1	8	27	65	0
1995	TOM TUPA	65	2,831	43.6	9	18	64	0
1999	CHRIS GARDOCKI	106	4,645	43.8	11	20	61	0
2000	CHRIS GARDOCKI	108	4,919	45.5	5	25	67	0
2001	CHRIS GARDOCKI	99	4,249	42.9	9	25	69	0
2002	CHRIS GARDOCKI	81	3,388	41.8	6	27	59	0

PUNT RETURN YARDAGE

YEAR	PLAYER	NO.	FC	YARDS	AVG.	LG	TD
1950	DON PHELPS	13	0	174	13.4	54t	1
1951	KEN CARPENTER	14	0	173	12.4	49	0
1952	RAY RENFRO	22	0	169	7.7	34	0
1953	BILLY REYNOLDS	18	0	111	6.2	28	0
1954	BILLY REYNOLDS	25	0	138	5.5	39	0
1955	DON PAUL	19	0	148	7.8	60t	1
1956	KEN KONZ	13	0	187	14.4	65t	1
1957	BILLY REYNOLDS	24	0	114	4.8	23	0
1958	BOBBY MITCHELL	14	0	165	11.8	68t	1
1959	BOBBY MITCHELL	17	0	177	10.4	78t	1
1960	JIM SHOFNER	11	0	105	9.5	36	0
1961	BOBBY MITCHELL	14	2	164	11.7	64t	1
1962	HOWARD CASSADY	7	0	47	6.7	13	0
1963	JIM SHORTER	7	2	134	19.1	52	0
1964	LEROY KELLY	9	7	171	19.0	68t	1
1965	LEROY KELLY	17	6	265	15.6	67t	2
1966	LEROY KELLY	13	6	104	8.0	52	0
1967	BEN DAVIS	18	7	229	12.7	52t	1
1968	CHARLES LEIGH	14	2	76	5.4	29	0
1969	WALT SUMNER	9	11	72	8.0	21	0
1970	REECE MORRISON	15	2	133	8.9	34	0
1971	LEROY KELLY	30	4	292	9.7	74	0
1972	BOBBY MAJORS	16	6	96	6.0	41	0
1973	GREG PRUITT	16	3	180	11.3	46	0
1974	GREG PRUITT	27	0	349	12.9	72	0
1975	GREG PRUITT	13	1	130	10.0	30	0
1976	STEVE HOLDEN	31	2	205	6.6	38	0
1977	ROLLY WOOLSEY	32	3	290	9.1	44	0
1978	KEITH WRIGHT	37	16	288	7.8	42	0
1979	DINO HALL	29	5	295	10.2	47	0
1980	KEITH WRIGHT	29	4	129	4.4	15	0
1981	DINO HALL	33	6	248	7.5	40	0
1982	DWIGHT WALKER	19	6	101	5.3	14	0
1983	DINO HALL	39	12	284	7.3	19	0
1984	BRIAN BRENNAN	25	10	199	8.0	19	0
1985	CLARENCE WEATHERS	28	4	218	7.8	16	0
1986	GERALD MCNEIL	40	10	348	8.7	84t	1
1987	GERALD MCNEIL	34	9	386	11.4	40	0
1988	GERALD MCNEIL	38	6	315	8.3	32	0
1989	GERALD MCNEIL	49	15	496	10.1	49	0
1990	STEFON ADAMS	13	4	81	6.2	25	0
1991	WEBSTER SLAUGHTER	17	3	112	6.6	17	0
1992	ERIC METCALF	44	10	429	9.8	75t	1
1993	ERIC METCALF	36	11	464	12.9	91t	2
1994	ERIC METCALF	35	5	348	9.9	92t	2
1995	DERRICK ALEXANDER	9	0	122	13.6	69t	1
1999	KEVIN JOHNSON	19	10	128	6.7	15	0
2000	DENNIS NORTHCUTT	27	12	289	10.7	30	0
2001	KEVIN JOHNSON	14	6	117	8.4	24	0
2002	DENNIS NORTHCUTT	25	10	367	14.7	87t	2

KICKOFF RETURN YARDAGE

YEAR	PLAYER	NO.	YARDS	AVG.	LG	TD
1950	DON PHELPS	12	325	27.1	61	0
1951	KEN CARPENTER	9	196	21.8	48	0
1952	KEN CARPENTER	11	234	21.3	40	0
1953	KEN CARPENTER	16	367	22.9	40	0
1954	BILLY REYNOLDS	14	413	29.5	51	0
1955	ROBERT SMITH	13	320	24.6	47	0
1956	PRESTON CARPENTER	15	381	25.4	42	0
1957	MILTON CAMPBELL	11	263	23.9	36	0
1958	BOBBY MITCHELL	18	454	25.2	98t	1
1959	BOBBY MITCHELL	11	236	21.5	31	0
1960	BOBBY MITCHELL	17	432	25.4	90t	1
1961	BOBBY MITCHELL	16	428	26.8	91t	1
1962	TOM WILSON	11	307	27.9	46	0
1963	CHARLEY SCALES	16	432	27.0	50	0
1964	WALTER ROBERTS	24	661	27.5	60	0
1965	LEROY KELLY	24	621	25.9	51	0
1966	WALTER ROBERTS	20	454	22.7	57	0
1967	BEN DAVIS	27	708	26.2	63	0
1968	CHARLES LEIGH	14	322	23.0	41	0
1969	BO SCOTT	25	722	28.9	65	0
1970	HOMER JONES	29	739	25.5	94t	1
1971	KEN BROWN	15	330	22.0	35	0
1972	KEN BROWN	20	473	23.6	47	0
1973	GREG PRUITT	16	453	28.3	54	0
1974	GREG PRUITT	22	606	27.5	88t	1
1975	BILLY LEFEAR	13	412	31.7	92	0
1976	STEVE HOLDEN	19	461	24.3	44	0
1977	BRIAN DUNCAN	15	298	19.9	36	0
1978	KEITH WRIGHT	30	789	26.3	86	0
1979	DINO HALL	50	1,014	20.3	33	0
1980	DINO HALL	32	691	21.6	40	0
1981	DINO HALL	36	813	22.6	48	0
1982	DINO HALL	22	430	19.5	32	0
1983	DWIGHT WALKER	29	627	21.6	38	0
1984	EARNEST BYNER	22	415	18.9	28	0
1985	GLEN YOUNG	35	898	25.7	63	0
1986	GERALD MCNEIL	47	997	21.2	100t	1
1987	GLEN YOUNG	18	412	22.9	44	0
1988	GLEN YOUNG	29	635	21.9	34	0
1989	ERIC METCALF	31	718	23.2	49	0
1990	ERIC METCALF	52	1,052	20.2	101t	2
1991	ERIC METCALF	23	351	15.3	24	0
1992	RANDY BALDWIN	30	675	22.5	47	0
1993	RANDY BALDWIN	24	444	18.5	31	0
1994	RANDY BALDWIN	28	753	26.9	85t	1
1995	EARNEST HUNTER	23	508	22.1	37	0
1999	RONNIE POWELL	44	986	22.4	43	0
2000	JAMEL WHITE	43	935	21.7	40	0
2001	BEN GAY	23	513	22.3	42	0
2002	ANDRE' DAVIS	50	1,068	21.4	95t	1

RECORDS
100-YARD RECEIVING/100-YARD RUSHING/300-YARD PASSING GAMES

DATE	OPPONENT	PLAYER	YARDS/ REC.	PLAYER	YARDS/ ATT.	PLAYER 300-YARD PASSER	YARDS/ COMP./ ATT.
09/24/1950	at Baltimore Colts	Dante Lavelli	115-5	Ken Carpenter	100-3		
11/25/1951	vs. Chicago Bears	Mac Speedie	144-6	Dub Jones	116-9		
11/30/1952	at Washington Redskins	Dante Lavelli	106-5	Harry Jagade	147-16		
11/03/1957	vs. Washington Redskins	Darrel Brewster	103-5	Jim Brown	109-21		
12/15/1957	at New York Giants	Ray Renfro	130-4	Lew Carpenter	117-22		
10/05/1958	at Pittsburgh Steelers	Preston Carpenter	131-7	Jim Brown	129-17		
10/26/1958	at Chicago Cardinals	Ray Renfro	108-5	Jim Brown	180-24		
11/16/1958	at Washington Redskins	Preston Carpenter	115-4	Jim Brown	152-27		
10/25/1959	vs. Washington Redskins	Bobby Mitchell	107-3	Jim Brown	122-17		
11/22/1959	vs. Pittsburgh Steelers	Ray Renfro	161-5	Jim Brown	111-15		
12/15/1960	at New York Giants	Bobby Mitchell	133-9	Jim Brown	110-14		
09/15/1963	vs. Washington Redskins	Jim Brown	100-3	Jim Brown	162-15	Frank Ryan	334-21-31
12/01/1963	at St. Louis Cardinals	Gary Collins	100-4	Jim Brown	179-29		
12/27/1964	vs. Baltimore Colts (playoffs)	Gary Collins	130-5	Jim Brown	114-27		
09/26/1965	vs. St. Louis Cardinals	Gary Collins	116-6	Jim Brown	110-17		
10/24/1965	at New York Giants	Gary Collins	121-3	Jim Brown	177-24		
11/07/1965	vs. Philadelphia Eagles	Gary Collins	128-8	Jim Brown	131-20		
11/14/1965	vs. New York Giants	Ernie Green	160-7	Jim Brown	156-20		
12/04/1966	vs. New York Giants	Gary Collins	120-5	Leroy Kelly	126-13	Frank Ryan	326-16-27
10/01/1967	at New Orleans Saints	Paul Warfield	107-4	Leroy Kelly	110-20		
10/22/1967	vs. Chicago Bears	Gary Collins	106-7	Leroy Kelly	111-18		
11/10/1968	vs. New Orleans Saints	Leroy Kelly	104-3	Leroy Kelly	127-17		
		Paul Warfield	107-5				
11/24/1968	vs. Philadelphia Eagles	Milt Morin	108-2	Leroy Kelly	108-20		
12/05/1971	vs. Cincinnati Bengals	Frank Pitts	103-5	Leroy Kelly	127-23		
11/23/1975	vs. Cincinnati Bengals	Greg Pruitt	106-7	Greg Pruitt	121-17		
12/14/1975	vs. Kansas City Chiefs	Reggie Rucker	130-6	Greg Pruitt	214-26		
11/13/1977	at Pittsburgh Steelers	Reggie Rucker	104-4	Greg Pruitt	108-19		
09/03/1978	vs. San Francisco 49ers	Reggie Rucker	113-3	Greg Pruitt	106-22		
11/04/1979	at Philadelphia Eagles	Reggie Rucker	106-5	Mike Pruitt	104-17		
10/16/1983	at Pittsburgh Steelers	Ozzie Newsome	103-9	Boyce Green	137-28	Brian Sipe	310-27-49
11/27/1983	vs. Baltimore Colts	Ozzie Newsome	108-8	Mike Pruitt	110-24	Brian Sipe	313-20-33
10/06/1985	vs. New England Patriots	Brian Brennan	104-7	Kevin Mack	115-20		
11/23/1986	vs. Pittsburgh Steelers (OT)	Webster Slaughter	134-6	Kevin Mack	106-24	Bernie Kosar	414-28-46
12/13/1987	vs. Cincinnati Bengals	Webster Slaughter	119-5	Kevin Mack	133-27		
12/08/2002	at Jacksonville Jaguars	Quincy Morgan	118-3	William Green	119-26		

DATE	OPPONENT	PLAYER	YARDS, ATT.
12/29/2002	vs. Atlanta Falcons	William Green	178 Yards, 27 Att.
12/08/2002	at Jacksonville Jaguars	William Green	119 Yards, 26 Att.
11/24/2002	at New Orleans Saints	William Green	114 Yards, 28 Att.
09/29/2002	at Pittsburgh Steelers	Jamel White	105 Yards, 16 Att.
12/23/2001	at Green Bay Packers	Jamel White	131 Yards, 21 Att.
09/23/2001	vs. Detroit Lions	James Jackson	124 Yards, 31 Att.
12/17/1995	vs. Cincinnati Bengals	Earnest Byner	121 Yards, 31 Att.
11/27/1994	vs. Houston Oilers	Leroy Hoard	103 Yards, 23 Att.
11/06/1994	vs. New England Patriots	Leroy Hoard	123 Yards, 21 Att.
09/19/1993	at Los Angeles Raiders	Tommy Vardell	104 Yards, 14 Att.
11/27/1988	at Washington Redskins	Kevin Mack	116 Yards, 22 Att.
10/16/1988	vs. Philadelphia Eagles	Kevin Mack	100 Yards, 16 Att.
01/09/1988	vs. Indianapolis Colts (playoffs)	Earnest Byner	122 Yards, 23 Att.
12/13/1987	vs. Cincinnati Bengals	Kevin Mack	133 Yards, 27 Att.
11/22/1987	at Houston Oilers	Kevin Mack	114 Yards, 26 Att.
10/04/1987	at New England Patriots	Larry Mason	133 Yards, 32 Att.
11/30/1986	vs. Houston Oilers	Kevin Mack	121 Yards, 28 Att.
11/23/1986	vs. Pittsburgh Steelers	Kevin Mack	106 Yards, 24 Att.
10/26/1986	at Minnesota Vikings	Curtis Dickey	106 Yards, 19 Att.
01/04/1986	at Miami Dolphins (playoffs)	Earnest Byner	161 Yards, 16 Att.
12/22/1985	at New York Jets	Earnest Byner	101 Yards, 15 Att.
11/24/1985	vs. Cincinnati Bengals	Kevin Mack	117 Yards, 14 Att.
11/17/1985	vs. Buffalo Bills	Earnest Byner	109 Yards, 15 Att.
10/06/1985	vs. New England Patriots	Kevin Mack	115 Yards, 20 Att.
09/29/1985	at San Diego Chargers	Kevin Mack	130 Yards, 16 Att.
12/16/1984	at Houston Oilers	Earnest Byner	188 Yards, 21 Att.
12/09/1984	at Pittsburgh Steelers	Earnest Byner	103 Yards, 15 Att.
11/18/1984	at Atlanta Falcons	Boyce Green	121 Yards, 30 Att.
11/04/1984	at Buffalo Bills	Boyce Green	156 Yards, 29 Att.
12/11/1983	at Houston Oilers	Mike Pruitt	153 Yards, 30 Att.
11/27/1983	vs. Baltimore Colts	Mike Pruitt	110 Yards, 24 Att.
11/20/1983	at New England Patriots	Mike Pruitt	136 Yards, 24 Att.
10/30/1983	vs. Houston Oilers	Boyce Green	107 Yards, 14 Att.
10/16/1983	at Pittsburgh Steelers	Boyce Green	137 Yards, 28 Att.
10/02/1983	vs. Seattle Seahawks	Mike Pruitt	107 Yards, 24 Att.
09/11/1983	at Detroit Lions	Mike Pruitt	137 Yards, 24 Att.
09/12/1982	at Seattle Seahawks	Mike Pruitt	136 Yards, 30 Att.
12/03/1981	at Houston Oilers	Mike Pruitt	155 Yards, 32 Att.
11/09/1980	at Baltimore Colts	Mike Pruitt	103 Yards, 18 Att.
11/03/1980	vs. Chicago Bears	Mike Pruitt	129 Yards, 27 Att.
10/12/1980	at Seattle Seahawks	Mike Pruitt	116 Yards, 24 Att.
12/09/1979	at Oakland Raiders	Mike Pruitt	149 Yards, 20 Att.
12/02/1979	vs. Houston Oilers	Mike Pruitt	111 Yards, 25 Att.
11/11/1979	vs. Seattle Seahawks	Mike Pruitt	141 Yards, 15 Att.
11/04/1979	at Philadelphia Eagles	Mike Pruitt	104 Yards, 17 Att.
10/21/1979	vs. Cincinnati Bengals	Mike Pruitt	135 Yards, 19 Att.

DATE	OPPONENT	PLAYER	YARDS, ATT.
12/17/1978	at Cincinnati Bengals	Greg Pruitt	182 Yards, 22 Att.
12/10/1978	vs. New York Jets	Greg Pruitt	138 Yards, 21 Att.
12/03/1978	at Seattle Seahawks	Greg Pruitt	113 Yards, 12 Att.
10/29/1978	vs. Buffalo Bills	Mike Pruitt	173 Yards, 21 Att.
09/10/1978	vs. Cincinnati Bengals	Greg Pruitt	120 Yards, 22 Att.
09/03/1978	vs. San Francisco 49ers	Greg Pruitt	106 Yards, 22 Att.
12/18/1977	at Seattle Seahawks	Greg Pruitt	127 Yards, 22 Att.
11/13/1977	at Pittsburgh Steelers	Greg Pruitt	108 Yards, 19 Att.
10/30/1977	vs. Kansas City Chiefs	Greg Pruitt	153 Yards, 18 Att.
10/23/1977	at Buffalo Bills	Cleo Miller	117 Yards, 21 Att.
09/26/1977	vs. New England Patriots	Greg Pruitt	151 Yards, 26 Att.
10/31/1976	at Cincinnati Bengals	Greg Pruitt	124 Yards, 18 Att.
10/17/1976	at Atlanta Falcons	Greg Pruitt	191 Yards, 26 Att.
09/12/1976	vs. New York Jets	Greg Pruitt	124 Yards, 17 Att.
12/14/1975	vs. Kansas City Chiefs	Greg Pruitt	214 Yards, 26 Att.
11/23/1975	vs. Cincinnati Bengals	Greg Pruitt	121 Yards, 17 Att.
11/16/1975	at Oakland Raiders	Greg Pruitt	103 Yards, 12 Att.
12/15/1974	at Houston Oilers	Greg Pruitt	102 Yards, 15 Att.
12/02/1973	at Kansas City Chiefs	Greg Pruitt	110 Yards, 15 Att.
11/19/1972	vs. Pittsburgh Steelers	Leroy Kelly	107 Yards, 21 Att.
12/05/1971	vs. Cincinnati Bengals	Leroy Kelly	127 Yards, 23 Att.
11/28/1971	at Houston Oilers	Leroy Kelly	107 Yards, 23 Att.
11/21/1971	vs. New England Patriots	Leroy Kelly	113 Yards, 23 Att.
11/07/1971	at Pittsburgh Steelers	Leroy Kelly	102 Yards, 22 Att.
12/07/1970	at Houston Oilers	Leroy Kelly	108 Yards, 20 Att.
11/08/1970	at Oakland Raiders	Bo Scott	101 Yards, 14 Att.
10/18/1970	vs. Detroit Lions	Leroy Kelly	106 Yards, 24 Att.
12/07/1969	vs. Green Bay Packers	Leroy Kelly	151 Yards, 22 Att.
11/23/1969	vs. New York Giants	Leroy Kelly	124 Yards, 18 Att.
09/28/1969	vs. Washington Redskins	Reece Morrison	130 Yards, 23 Att.
09/21/1969	at Philadelphia Eagles	Ron Johnson	118 Yards, 17 Att.
11/24/1968	vs. Philadelphia Eagles	Leroy Kelly	108 Yards, 20 Att.
11/10/1968	vs. New Orleans Saints	Leroy Kelly	127 Yards, 17 Att.
11/03/1968	at San Francisco 49ers	Leroy Kelly	174 Yards, 27 Att.
10/27/1968	vs. Atlanta Falcons	Leroy Kelly	112 Yards, 19 Att.
10/20/1968	at Baltimore Colts	Leroy Kelly	130 Yards, 30 Att.
10/05/1968	vs. Pittsburgh Steelers	Leroy Kelly	128 Yards, 25 Att.
09/15/1968	at New Orleans Saints	Leroy Kelly	107 Yards, 20 Att.
11/26/1967	vs. Washington Redskins	Leroy Kelly	163 Yards, 20 Att.
11/19/1967	vs. Minnesota Vikings	Leroy Kelly	123 Yards, 26 Att.
10/22/1967	vs. Chicago Bears	Leroy Kelly	111 Yards, 18 Att.
10/07/1967	vs. Pittsburgh Steelers	Ernie Green	108 Yards, 11 Att.
10/01/1967	at New Orleans Saints	Leroy Kelly	110 Yards, 20 Att.
09/24/1967	at Detroit Lions	Leroy Kelly	141 Yards, 16 Att.
12/04/1966	vs. New York Giants	Leroy Kelly	126 Yards, 13 Att.
11/24/1966	at Dallas Cowboys	Leroy Kelly	115 Yards, 15 Att.
11/20/1966	vs. Washington Redskins	Leroy Kelly	100 Yards, 14 Att.

DATE	OPPONENT	PLAYER	YARDS, ATT.
10/08/1966	vs. Pittsburgh Steelers	Leroy Kelly	113 Yards, 19 Att.
10/08/1966	vs. Pittsburgh Steelers	Ernie Green	103 Yards, 16 Att.
10/02/1966	at New York Giants	Leroy Kelly	138 Yards, 20 Att.
09/25/1966	vs. St. Louis Cardinals	Leroy Kelly	109 Yards, 19 Att.
12/05/1965	vs. Washington Redskins	Jim Brown	141 Yards, 27 Att.
11/28/1965	at Pittsburgh Steelers	Jim Brown	146 Yards, 20 Att.
11/14/1965	vs. New York Giants	Jim Brown	156 Yards, 20 Att.
11/07/1965	vs. Philadelphia Eagles	Jim Brown	131 Yards, 20 Att.
10/24/1965	at New York Giants	Jim Brown	177 Yards, 24 Att.
10/09/1965	vs. Pittsburgh Steelers	Jim Brown	168 Yards, 29 Att.
10/03/1965	at Philadelphia Eagles	Jim Brown	133 Yards, 27 Att.
09/26/1965	vs. St. Louis Cardinals	Jim Brown	110 Yards, 17 Att.
12/27/1964	vs. Baltimore Colts (playoffs)	Jim Brown	114 Yards, 27 Att.
11/29/1964	vs. Philadelphia Eagles	Jim Brown	133 Yards, 22 Att.
11/15/1964	vs. Detroit Lions	Jim Brown	147 Yards, 24 Att.
11/08/1964	vs. Washington Redskins	Jim Brown	121 Yards, 18 Att.
11/01/1964	at Pittsburgh Steelers	Jim Brown	149 Yards, 23 Att.
10/18/1964	at Dallas Cowboys	Jim Brown	188 Yards, 26 Att.
09/27/1964	at Philadelphia Eagles	Jim Brown	104 Yards, 25 Att.
12/15/1963	at Washington Redskins	Jim Brown	125 Yards, 28 Att.
12/01/1963	at St. Louis Cardinals	Jim Brown	179 Yards, 29 Att.
11/17/1963	vs. St. Louis Cardinals	Jim Brown	154 Yards, 22 Att.
11/03/1963	at Philadelphia Eagles	Jim Brown	223 Yards, 28 Att.
10/20/1963	vs. Philadelphia Eagles	Jim Brown	144 Yards, 25 Att.
10/13/1963	at New York Giants	Jim Brown	123 Yards, 23 Att.
10/05/1963	vs. Pittsburgh Steelers	Jim Brown	175 Yards, 21 Att.
09/22/1963	at Dallas Cowboys	Jim Brown	232 Yards, 20 Att.
09/15/1963	vs. Washington Redskins	Jim Brown	162 Yards, 15 Att.
12/15/1962	at San Francisco 49ers	Jim Brown	135 Yards, 22 Att.
11/25/1962	vs. Pittsburgh Steelers	Jim Brown	110 Yards, 19 Att.
09/16/1962	vs. New York Giants	Jim Brown	134 Yards, 17 Att.
12/17/1961	at New York Giants	Jim Brown	102 Yards, 24 Att.
12/03/1961	at Dallas Cowboys	Bobby Mitchell	140 Yards, 12 Att.
11/19/1961	vs. Philadelphia Eagles	Jim Brown	237 Yards, 34 Att.
11/12/1961	at Washington Redskins	Jim Brown	133 Yards, 20 Att.
11/05/1961	vs. Pittsburgh Steelers	Jim Brown	110 Yards, 18 Att.
10/29/1961	at St. Louis Cardinals	Jim Brown	109 Yards, 28 Att.
10/29/1961	at St. Louis Cardinals	Bobby Mitchell	104 Yards, 19 Att.
10/22/1961	at Pittsburgh Steelers	Bobby Mitchell	119 Yards, 14 Att.
10/22/1961	at Pittsburgh Steelers	Jim Brown	114 Yards, 29 Att.
12/15/1960	at New York Giants	Jim Brown	110 Yards, 14 Att.
12/11/1960	vs. Chicago Bears	Jim Brown	100 Yards, 22 Att.
12/04/1960	vs. Washington Redskins	Jim Brown	135 Yards, 15 Att.
11/27/1960	at St. Louis Cardinals	Jim Brown	132 Yards, 24 Att.
11/13/1960	vs. St. Louis Cardinals	Jim Brown	173 Yards, 28 Att.
10/23/1960	vs. Philadelphia Eagles	Jim Brown	167 Yards, 22 Att.
09/25/1960	at Philadelphia Eagles	Bobby Mitchell	156 Yards, 14 Att.
09/25/1960	at Philadelphia Eagles	Jim Brown	153 Yards, 24 Att.

DATE	OPPONENT	PLAYER	YARDS, ATT.
12/13/1959	at Philadelphia Eagles	Jim Brown	152 Yards, 33 Att.
12/13/1959	at Philadelphia Eagles	Bobby Mitchell	127 Yards, 24 Att.
11/29/1959	vs. San Francisco 49ers	Jim Brown	114 Yards, 28 Att.
11/22/1959	vs. Pittsburgh Steelers	Jim Brown	111 Yards, 15 Att.
11/15/1959	at Washington Redskins	Bobby Mitchell	232 Yards, 14 Att.
11/08/1959	vs. Philadelphia Eagles	Jim Brown	125 Yards, 29 Att.
11/01/1959	at Baltimore Colts	Jim Brown	178 Yards, 32 Att.
10/25/1959	vs. Washington Redskins	Jim Brown	122 Yards, 17 Att.
10/18/1959	vs. Chicago Cardinals	Jim Brown	123 Yards, 27 Att.
10/04/1959	at Chicago Cardinals	Jim Brown	147 Yards, 37 Att.
12/14/1958	at New York Giants	Jim Brown	148 Yards, 26 Att.
12/01/1958	at Philadelphia Eagles	Jim Brown	138 Yards, 21 Att.
12/01/1958	at Philadelphia Eagles	Lew Carpenter	100 Yards, 21 Att.
11/16/1958	at Washington Redskins	Jim Brown	152 Yards, 27 Att.
11/02/1958	vs. New York Giants	Jim Brown	113 Yards, 13 Att.
10/26/1958	at Chicago Cardinals	Jim Brown	180 Yards, 24 Att.
10/19/1958	vs. Pittsburgh Steelers	Jim Brown	153 Yards, 19 Att.
10/19/1958	vs. Pittsburgh Steelers	Bobby Mitchell	108 Yards, 13 Att.
10/12/1958	vs. Chicago Cardinals	Jim Brown	182 Yards, 34 Att.
10/12/1958	vs. Chicago Cardinals	Bobby Mitchell	147 Yards, 11 Att.
10/05/1958	at Pittsburgh Steelers	Jim Brown	129 Yards, 17 Att.
09/28/1958	at Los Angeles Rams	Jim Brown	171 Yards, 24 Att.
12/15/1957	at New York Giants	Lew Carpenter	117 Yards, 22 Att.
11/24/1957	vs. Los Angeles Rams	Jim Brown	237 Yards, 31 Att.
11/03/1957	vs. Washington Redskins	Jim Brown	109 Yards, 21 Att.
12/09/1956	at New York Giants	Fred Morrison	112 Yards, 19 Att.
12/02/1956	vs. Philadelphia Eagles	Preston Carpenter	116 Yards, 23 Att.
11/18/1956	at Philadelphia Eagles	Preston Carpenter	133 Yards, 24 Att.
12/04/1955	at Pittsburgh Steelers	Fred Morrison	104 Yards, 13 Att.
11/20/1955	vs. Pittsburgh Steelers	Fred Morrison	140 Yards, 17 Att.
10/30/1955	at Chicago Cardinals	Ed Modzelewski	121 Yards, 28 Att.
09/25/1955	vs. Washington Redskins	Fred Morrison	117 Yards, 15 Att.
12/27/1953	at Detroit Lions (playoffs)	Harry Jagade	102 Yards, 15 Att.
10/18/1953	at Washington Redskins	Ray Renfro	101 Yards, 7 Att.
12/28/1952	vs. Detroit Lions (playoffs)	Harry Jagade	104 Yards, 15 Att.
11/30/1952	at Washington Redskins	Harry Jagade	147 Yards, 16 Att.
09/28/1952	vs. Los Angeles Rams	Ken Carpenter	145 Yards, 16 Att.
11/25/1951	vs. Chicago Bears	Dub Jones	116 Yards, 9 Att.
11/04/1951	at Chicago Cardinals	Ken Carpenter	118 Yards, 18 Att.
10/21/1951	vs. Pittsburgh Steelers	Emerson Cole	126 Yards, 17 Att.
10/07/1951	at Los Angeles Rams	Dub Jones	110 Yards, 15 Att.
10/07/1951	at Los Angeles Rams	Marion Motley	106 Yards, 13 Att.
11/19/1950	vs. Washington Redskins	Marion Motley	178 Yards, 27 Att.
11/12/1950	vs. San Francisco 49ers	Marion Motley	114 Yards, 21 Att.
10/29/1950	vs. Pittsburgh Steelers	Marion Motley	188 Yards, 11 Att.
09/24/1950	at Baltimore Colts	Ken Carpenter	100 Yards, 3 Att.

DATE	OPPONENT	PLAYER	YARDS, ATT.
01/05/2003	at Pittsburgh Steelers (playoffs)	Kelly Holcomb	429 Yards, 26 Comp., 43 Att.
09/22/2002	at Tennessee Titans	Tim Couch	326 Yards, 36 Comp., 50 Att.
09/08/2002	vs. Kansas City Chiefs	Kelly Holcomb	326 Yards, 27 Comp., 39 Att.
12/30/2001	at Tennessee Titans	Tim Couch	336 Yards, 20 Comp., 27 Att.
12/12/2000	vs. Philadelphia Eagles	Doug Pederson	309 Yards, 29 Comp., 40 Att.
09/17/2000	vs. Pittsburgh Steelers	Tim Couch	316 Yards, 23 Comp., 31 Att.
12/24/1995	at Jacksonville Jaguars	Vinny Testaverde	325 Yards, 28 Comp., 45 Att
12/03/1995	at San Diego Chargers	Vinny Testaverde	303 Yards, 28 Comp., 41 Att
10/29/1995	at Cincinnati Bengals	Eric Zeier	310 Yards, 26 Comp., 46 Att
12/12/1993	at Houston Oilers	Vinny Testaverde	319 Yards, 19 Comp., 37 Att
11/21/1993	vs. Houston Oilers	Todd Philcox	316 Yards, 22 Comp., 47 Att
11/15/1992	vs. San Diego Chargers	Mike Tomczak	322 Yards, 18 Comp., 32 Att
12/22/1991	at Pittsburgh Steelers	Bernie Kosar	335 Yards, 28 Comp., 49 Att
10/08/1990	at Denver Broncos	Bernie Kosar	318 Yards, 24 Comp., 38 Att
12/10/1989	at Indianapolis Colts	Bernie Kosar	353 Yards, 26 Comp., 40 Att
12/18/1988	vs. Houston Oilers	Don Strock	326 Yards, 25 Comp., 42 Att
12/04/1988	vs. Dallas Cowboys	Bernie Kosar	308 Yards, 19 Comp., 27 Att
10/23/1988	at Phoenix Cardinals	Bernie Kosar	314 Yards, 25 Comp., 43 Att
01/17/1988	at Denver Broncos (playoffs)	Bernie Kosar	356 Yards, 26 Comp., 41 Att
11/15/1987	vs. Buffalo Bills	Bernie Kosar	346 Yards, 24 Comp., 34 Att
09/13/1987	at New Orleans Saints	Bernie Kosar	314 Yards, 28 Comp., 39 Att
01/03/1987	vs. New York Jets (playoffs)	Bernie Kosar	489 Yards, 33 Comp., 64 Att
11/23/1986	vs. Pittsburgh Steelers	Bernie Kosar	414 Yards, 28 Comp., 46 Att
11/10/1986	vs. Miami Dolphins	Bernie Kosar	401 Yards, 32 Comp., 50 Att
10/21/1984	at Cincinnati Bengals	Paul McDonald	300 Yards, 27 Comp., 47 Att
10/07/1984	vs. New England Patriots	Paul McDonald	320 Yards, 23 Comp., 37 Att
11/27/1983	vs. Baltimore Colts	Brian Sipe	313 Yards, 20 Comp., 33 Att
10/16/1983	at Pittsburgh Steelers	Brian Sipe	310 Yards, 27 Comp., 49 Att
10/02/1983	vs. Seattle Seahawks	Brian Sipe	310 Yards, 25 Comp., 40 Att
09/25/1983	at San Diego Chargers	Brian Sipe	327 Yards, 27 Comp., 44 Att
01/02/1983	at Pittsburgh Steelers	Paul McDonald	313 Yards, 22 Comp., 47 Att
12/05/1982	vs. San Diego Chargers	Brian Sipe	338 Yards, 33 Comp., 48 Att
10/25/1981	vs. Baltimore Colts	Brian Sipe	444 Yards, 30 Comp., 41 Att
09/07/1981	vs. San Diego Chargers	Brian Sipe	375 Yards, 31 Comp., 57 Att
12/21/1980	at Cincinnati Bengals	Brian Sipe	308 Yards, 24 Comp., 44 Att
12/07/1980	vs. New York Jets	Brian Sipe	340 Yards, 30 Comp., 41 Att
11/23/1980	vs. Cincinnati Bengals	Brian Sipe	310 Yards, 27 Comp., 36 Att
10/26/1980	vs. Pittsburgh Steelers	Brian Sipe	349 Yards, 28 Comp., 46 Att
10/19/1980	vs. Green Bay Packers	Brian Sipe	391 Yards, 24 Comp., 39 Att
09/28/1980	at Tampa Bay Buccaneers	Brian Sipe	318 Yards, 22 Comp., 32 Att
11/25/1979	at Pittsburgh Steelers	Brian Sipe	333 Yards, 23 Comp., 38 Att
11/18/1979	vs. Miami Dolphins	Brian Sipe	358 Yards, 23 Comp., 42 Att

DATE	OPPONENT	PLAYER	YARDS, ATT.
10/07/1979	vs. Pittsburgh Steelers	Brian Sipe	351 Yards, 22 Comp., 41 Att
09/02/1979	at New York Jets	Brian Sipe	302 Yards, 21 Comp., 36 Att
11/19/1978	at Baltimore Colts	Brian Sipe	309 Yards, 15 Comp., 22 Att
09/27/1970	at San Francisco 49ers	Bill Nelsen	308 Yards, 14 Comp., 25 Att
10/13/1968	vs. St. Louis Cardinals	Bill Nelsen	312 Yards, 17 Comp., 39 Att
12/17/1966	at St. Louis Cardinals	Frank Ryan	367 Yards, 17 Comp., 30 Att
12/04/1966	vs. New York Giants	Frank Ryan	326 Yards, 16 Comp., 27 Att
09/15/1963	vs. Washington Redskins	Frank Ryan	334 Yards, 21 Comp., 31 Att
10/21/1962	at St. Louis Cardinals	Jim Ninowski	339 Yards, 19 Comp., 29 Att
09/17/1961	at Philadelphia Eagles	Milt Plum	329 Yards, 18 Comp., 30 Att
11/20/1960	at Pittsburgh Steelers	Milt Plum	328 Yards, 23 Comp., 37 Att
10/02/1960	vs. Pittsburgh Steelers	Milt Plum	308 Yards, 10 Comp., 14 Att
11/17/1957	at Washington Redskins	Tom O'Connell	349 Yards, 16 Comp., 24 Att
11/27/1955	at New York Giants	Otto Graham	319 Yards, 17 Comp., 31 Att
10/10/1953	vs. Philadelphia Eagles	Otto Graham	328 Yards, 20 Comp., 30 Att
10/04/1953	at Chicago Cardinals	Otto Graham	310 Yards, 15 Comp., 22 Att
10/04/1952	at Pittsburgh Steelers	Otto Graham	401 Yards, 21 Comp., 49 Att
12/10/1950	at Washington Redskins	Otto Graham	321 Yards, 23 Comp., 32 Att
10/15/1950	vs. Chicago Cardinals	Otto Graham	369 Yards, 22 Comp., 35 Att
09/16/1950	at Philadelphia Eagles	Otto Graham	346 Yards, 21 Comp., 38 Att

DATE	OPPONENT	PLAYER	YARDS, ATT.
01/05/2003	at Pittsburgh Steelers (playoffs)	Kevin Johnson	140 Yards, 4 Rec.
12/08/2002	at Jacksonville Jaguars	Quincy Morgan	118 Yards, 3 Rec.
10/06/2002	vs. Baltimore Ravens	Dennis Northcutt	165 Yards, 8 Rec.
09/08/2002	vs. Kansas City Chiefs	Quincy Morgan	151 Yards, 9 Rec.
11/25/2001	vs. Cincinnati Bengals	Kevin Johnson	113 Yards, 6 Rec.
10/14/2001	at Cincinnati Bengals	Kevin Johnson	153 Yards, 8 Rec.
10/29/2000	vs. Cincinnati Bengals	Kevin Johnson	102 Yards, 6 Rec.
10/01/2000	vs. Baltimore Ravens	David Patten	113 Yards, 7 Rec.
12/19/1999	vs. Jacksonville Jaguars	Darrin Chiaverini	108 Yards, 10 Rec.
12/12/1999	at Cincinnati Bengals	Kevin Johnson	135 Yards, 7 Rec.
10/03/1999	vs. New England Patriots	Kevin Johnson	131 Yards, 6 Rec.
12/24/1995	at Jacksonville Jaguars	Michael Jackson	130 Yards, 7 Rec.
11/19/1995	vs. Green Bay Packers	Keenan McCardell	102 Yards, 4 Rec.
10/29/1995	at Cincinnati Bengals	Andre Rison	173 Yards, 7 Rec.
10/22/1995	vs. Jacksonville Jaguars	Rico Smith	106 Yards, 6 Rec.
10/02/1995	vs. Buffalo Bills	Andre Rison	126 Yards, 6 Rec.
01/01/1995	vs. New England Patriots (playoffs)	Michael Jackson	122 Yards, 7 Rec.
12/04/1994	vs. New York Giants	Derrick Alexander	171 Yards, 7 Rec.
10/02/1994	vs. New York Jets	Derrick Alexander	105 Yards, 7 Rec.
09/18/1994	vs. Arizona Cardinals	Derrick Alexander	136 Yards, 6 Rec.
01/02/1994	at Pittsburgh Steelers	Mark Carrier	118 Yards, 4 Rec.
12/12/1993	at Houston Oilers	Eric Metcalf	101 Yards, 5 Rec.
11/21/1993	vs. Houston Oilers	Mark Carrier	123 Yards, 7 Rec.
10/24/1993	vs. Pittsburgh Steelers	Michael Jackson	106 Yards, 2 Rec.
09/13/1993	vs. San Francisco 49ers	Michael Jackson	105 Yards, 5 Rec.
11/15/1992	vs. San Diego Chargers	Lawyer Tillman	148 Yards, 8 Rec.
09/20/1992	at Los Angeles Raiders	Eric Metcalf	177 Yards, 5 Rec.
12/22/1991	at Pittsburgh Steelers	Webster Slaughter	138 Yards, 11 Rec.
11/17/1991	at Houston Oilers	Leroy Hoard	107 Yards, 10 Rec.
11/03/1991	at Cincinnati Bengals	Webster Slaughter	107 Yards, 5 Rec.
09/15/1991	vs. Cincinnati Bengals	Webster Slaughter	107 Yards, 8 Rec.
12/30/1990	at Cincinnati Bengals	Webster Slaughter	115 Yards, 6 Rec.
11/18/1990	vs. Houston Oilers	Webster Slaughter	104 Yards, 6 Rec.
10/08/1990	at Denver Broncos	Webster Slaughter	123 Yards, 7 Rec.
01/06/1990	vs. Buffalo Bills (playoffs)	Webster Slaughter	114 Yards, 3 Rec.
12/17/1989	vs. Minnesota Vikings	Reggie Langhorne	140 Yards, 6 Rec.
12/10/1989	at Indianapolis Colts	Webster Slaughter	152 Yards, 6 Rec.
10/29/1989	vs. Houston Oilers	Webster Slaughter	184 Yards, 4 Rec.
10/23/1989	vs. Chicago Bears	Webster Slaughter	186 Yards, 8 Rec.
10/15/1989	vs. Pittsburgh Steelers	Webster Slaughter	106 Yards, 7 Rec.
12/18/1988	vs. Houston Oilers	Webster Slaughter	136 Yards, 6 Rec.
10/30/1988	vs. Cincinnati Bengals	Clarence Weathers	140 Yards, 7 Rec.
01/17/1988	at Denver Broncos (playoffs)	Earnest Byner	120 Yards, 7 Rec.
12/20/1987	at Los Angeles Raiders	Webster Slaughter	115 Yards, 7 Rec.

DATE	OPPONENT	PLAYER	YARDS, ATT.
12/13/1987	vs. Cincinnati Bengals	Webster Slaughter	119 Yards, 5 Rec.
10/18/1987	at Cincinnati Bengals	Brian Brennan	139 Yards, 10 Rec.
01/03/1987	vs. New York Jets (playoffs)	Ozzie Newsome	114 Yards, 6 Rec.
12/21/1986	vs. San Diego Chargers	Brian Brennan	176 Yards, 7 Rec.
11/23/1986	vs. Pittsburgh Steelers	Webster Slaughter	134 Yards, 6 Rec.
10/05/1986	at Pittsburgh Steelers	Reggie Langhorne	108 Yards, 4 Rec.
09/14/1986	at Houston Oilers	Reggie Langhorne	115 Yards, 3 Rec.
10/13/1985	at Houston Oilers	Clarence Weathers	146 Yards, 3 Rec.
10/06/1985	vs. New England Patriots	Brian Brennan	104 Yards, 7 Rec.
11/25/1984	vs. Houston Oilers	Ozzie Newsome	102 Yards, 10 Rec.
10/14/1984	vs. New York Jets	Ozzie Newsome	191 Yards, 14 Rec.
10/07/1984	vs. New England Patriots	Duriel Harris	136 Yards, 8 Rec.
09/16/1984	vs. Denver Broncos	Duriel Harris	104 Yards, 5 Rec.
11/27/1983	vs. Baltimore Colts	Ozzie Newsome	108 Yards, 8 Rec.
10/16/1983	at Pittsburgh Steelers	Ozzie Newsome	103 Yards, 9 Rec.
09/25/1983	at San Diego Chargers	Dave Logan	121 Yards, 8 Rec.
01/08/1983	at Los Angeles Raiders (playoffs)	Ricky Feacher	124 Yards, 4 Rec.
01/02/1983	at Pittsburgh Steelers	Ozzie Newsome	123 Yards, 9 Rec.
01/02/1983	at Pittsburgh Steelers	Ricky Feacher	109 Yards, 7 Rec.
12/05/1982	vs. San Diego Chargers	Ozzie Newsome	140 Yards, 10 Rec.
09/19/1982	vs. Philadelphia Eagles	Ozzie Newsome	122 Yards, 8 Rec.
12/20/1981	at Seattle Seahawks	Dave Logan	101 Yards, 5 Rec.
10/25/1981	vs. Baltimore Colts	Greg Pruitt	104 Yards, 9 Rec.
10/18/1981	vs. New Orleans Saints	Greg Pruitt	113 Yards, 7 Rec.
10/11/1981	at Pittsburgh Steelers	Ozzie Newsome	120 Yards, 5 Rec.
12/07/1980	vs. New York Jets	Reggie Rucker	108 Yards, 5 Rec.
10/26/1980	vs. Pittsburgh Steelers	Dave Logan	131 Yards, 8 Rec.
09/21/1980	vs. Kansas City Chiefs	Charles White	100 Yards, 7 Rec.
11/25/1979	at Pittsburgh Steelers	Dave Logan	135 Yards, 7 Rec.
11/18/1979	vs. Miami Dolphins	Reggie Rucker	177 Yards, 9 Rec.
11/04/1979	at Philadelphia Eagles	Reggie Rucker	106 Yards, 5 Rec.
09/02/1979	at New York Jets	Dave Logan	115 Yards, 6 Rec.
11/19/1978	at Baltimore Colts	Reggie Rucker	123 Yards, 6 Rec.
11/19/1978	at Baltimore Colts	Calvin Hill	113 Yards, 3 Rec.
11/05/1978	at Houston Oilers	Ozzie Newsome	124 Yards, 4 Rec.
09/03/1978	vs. San Francisco 49ers	Reggie Rucker	113 Yards, 3 Rec.
11/13/1977	at Pittsburgh Steelers	Reggie Rucker	104 Yards, 4 Rec.
10/03/1976	vs. Cincinnati Bengals	Reggie Rucker	141 Yards, 9 Rec.
12/14/1975	vs. Kansas City Chiefs	Reggie Rucker	130 Yards, 6 Rec.
11/23/1975	vs. Cincinnati Bengals	Greg Pruitt	106 Yards, 7 Rec.
10/27/1974	vs. Denver Broncos	Hugh McKinnis	111 Yards, 6 Rec.
10/01/1972	vs. Cincinnati Bengals	Frank Pitts	105 Yards, 4 Rec.
12/05/1971	vs. Cincinnati Bengals	Frank Pitts	103 Yards, 5 Rec.

DATE	OPPONENT	PLAYER	YARDS, ATT.
11/14/1971	at Kansas City Chiefs	Frank Pitts	129 Yards, 5 Rec.
10/10/1971	vs. Pittsburgh Steelers	Milt Morin	126 Yards, 8 Rec.
11/22/1970	vs. Houston Oilers	Chip Glass	102 Yards, 3 Rec.
09/27/1970	at San Francisco 49ers	Fair Hooker	157 Yards, 4 Rec.
12/14/1969	at St. Louis Cardinals	Paul Warfield	119 Yards, 4 Rec.
11/30/1969	at Chicago Bears	Gary Collins	126 Yards, 6 Rec.
11/16/1969	at Pittsburgh Steelers	Paul Warfield	132 Yards, 5 Rec.
11/02/1969	vs. Dallas Cowboys	Milt Morin	101 Yards, 7 Rec.
10/18/1969	vs. Pittsburgh Steelers	Gary Collins	103 Yards, 7 Rec.
10/05/1969	vs. Detroit Lions	Paul Warfield	106 Yards, 7 Rec.
12/14/1968	at St. Louis Cardinals	Paul Warfield	104 Yards, 3 Rec.
12/08/1968	at Washington Redskins	Milt Morin	133 Yards, 6 Rec.
12/01/1968	vs. New York Giants	Paul Warfield	137 Yards, 6 Rec.
11/24/1968	vs. Philadelphia Eagles	Milt Morin	108 Yards, 2 Rec.
11/17/1968	at Pittsburgh Steelers	Milt Morin	103 Yards, 5 Rec.
11/10/1968	vs. New Orleans Saints	Paul Warfield	107 Yards, 5 Rec.
11/10/1968	vs. New Orleans Saints	Leroy Kelly	104 Yards, 3 Rec.
10/13/1968	vs. St. Louis Cardinals	Milt Morin	151 Yards, 8 Rec.
10/29/1967	at New York Giants	Paul Warfield	126 Yards, 5 Rec.
10/22/1967	vs. Chicago Bears	Gary Collins	106 Yards, 7 Rec.
10/01/1967	at New Orleans Saints	Paul Warfield	107 Yards, 4 Rec.
12/17/1966	at St. Louis Cardinals	Paul Warfield	161 Yards, 6 Rec.
12/17/1966	at St. Louis Cardinals	Gary Collins	126 Yards, 5 Rec.
12/04/1966	vs. New York Giants	Gary Collins	120 Yards, 5 Rec.
11/14/1965	vs. New York Giants	Ernie Green	160 Yards, 7 Rec.
11/07/1965	vs. Philadelphia Eagles	Gary Collins	128 Yards, 8 Rec.
10/31/1965	vs. Minnesota Vikings	Gary Collins	116 Yards, 4 Rec.
10/24/1965	at New York Giants	Gary Collins	121 Yards, 3 Rec.
09/26/1965	vs. St. Louis Cardinals	Gary Collins	116 Yards, 6 Rec.
12/27/1964	vs. Baltimore Colts (playoffs)	Gary Collins	130 Yards, 5 Rec.
12/12/1964	at New York Giants	Paul Warfield	103 Yards, 5 Rec.
11/22/1964	at Green Bay Packers	Paul Warfield	126 Yards, 7 Rec.
10/04/1964	vs. Dallas Cowboys	Paul Warfield	123 Yards, 5 Rec.
09/20/1964	vs. St. Louis Cardinals	Gary Collins	105 Yards, 6 Rec.
12/01/1963	at St. Louis Cardinals	Gary Collins	100 Yards, 4 Rec.
09/15/1963	vs. Washington Redskins	Jim Brown	100 Yards, 3 Rec.
12/02/1962	at Dallas Cowboys	Rich Kreitling	125 Yards, 7 Rec.
10/21/1962	at St. Louis Cardinals	Ray Renfro	152 Yards, 6 Rec.
11/26/1961	vs. New York Giants	Ray Renfro	166 Yards, 7 Rec.
10/15/1961	vs. Green Bay Packers	Ray Renfro	100 Yards, 7 Rec.
09/17/1961	at Philadelphia Eagles	Ray Renfro	104 Yards, 4 Rec.
12/15/1960	at New York Giants	Bobby Mitchell	133 Yards, 9 Rec.
11/20/1960	at Pittsburgh Steelers	Gern Nagler	177 Yards, 10 Rec.
10/02/1960	vs. Pittsburgh Steelers	Rich Kreitling	157 Yards, 3 Rec.

DATE	OPPONENT	PLAYER	YARDS, ATT.
11/22/1959	vs. Pittsburgh Steelers	Ray Renfro	161 Yards, 5 Rec.
10/25/1959	vs. Washington Redskins	Bobby Mitchell	107 Yards, 3 Rec.
11/30/1958	vs. Washington Redskins	Ray Renfro	100 Yards, 3 Rec.
11/16/1958	at Washington Redskins	Preston Carpenter	115 Yards, 4 Rec.
10/26/1958	at Chicago Cardinals	Ray Renfro	108 Yards, 5 Rec.
10/05/1958	at Pittsburgh Steelers	Preston Carpenter	131 Yards, 7 Rec.
12/15/1957	at New York Giants	Ray Renfro	130 Yards, 4 Rec.
12/01/1957	vs. Chicago Cardinals	Ray Renfro	109 Yards, 3 Rec.
11/17/1957	at Washington Redskins	Darrel Brewster	124 Yards, 6 Rec.
11/17/1957	at Washington Redskins	Ray Renfro	113 Yards, 4 Rec.
11/17/1957	at Washington Redskins	Preston Carpenter	112 Yards, 6 Rec.
11/03/1957	vs. Washington Redskins	Darrel Brewster	103 Yards, 5 Rec.
10/13/1957	vs. Philadelphia Eagles	Darrel Brewster	105 Yards, 4 Rec.
11/11/1956	vs. Baltimore Colts	Ray Renfro	100 Yards, 5 Rec.
12/11/1955	vs. Chicago Cardinals	Ray Renfro	110 Yards, 6 Rec.
11/27/1955	at New York Giants	Ray Renfro	130 Yards, 5 Rec.
11/27/1955	at New York Giants	Darrel Brewster	107 Yards, 5 Rec.
10/16/1955	at Washington Redskins	Darrel Brewster	109 Yards, 6 Rec.
10/09/1955	vs. Philadelphia Eagles	Dante Lavelli	108 Yards, 6 Rec.
12/05/1954	at Washington Redskins	Dante Lavelli	128 Yards, 5 Rec.
11/28/1954	at New York Giants	Darrel Brewster	126 Yards, 8 Rec.
11/07/1954	vs. Washington Redskins	Darrel Brewster	114 Yards, 7 Rec.
10/17/1954	at Pittsburgh Steelers	Dante Lavelli	134 Yards, 7 Rec.
12/13/1953	at Philadelphia Eagles	Darrel Brewster	103 Yards, 5 Rec.
12/06/1953	vs. New York Giants	Darrel Brewster	182 Yards, 7 Rec.
11/29/1953	vs. Chicago Cardinals	Ray Renfro	105 Yards, 4 Rec.
11/15/1953	vs. San Francisco 49ers	Dante Lavelli	137 Yards, 6 Rec.
10/10/1953	vs. Philadelphia Eagles	Darrel Brewster	122 Yards, 6 Rec.
10/04/1953	at Chicago Cardinals	Dante Lavelli	137 Yards, 4 Rec.
12/14/1952	at New York Giants	Harry Jagade	103 Yards, 4 Rec.
11/30/1952	at Washington Redskins	Dante Lavelli	106 Yards, 5 Rec.
11/23/1952	vs. Philadelphia Eagles	Mac Speedie	156 Yards, 7 Rec.
11/16/1952	vs. Pittsburgh Steelers	Dante Lavelli	107 Yards, 6 Rec.
11/09/1952	vs. Chicago Cardinals	Mac Speedie	157 Yards, 11 Rec.
10/19/1952	at Philadelphia Eagles	Dub Jones	121 Yards, 6 Rec.
10/12/1952	vs. New York Giants	Mac Speedie	161 Yards, 8 Rec.
11/25/1951	vs. Chicago Bears	Mac Speedie	144 Yards, 6 Rec.
10/27/1951	vs. New York Giants	Dub Jones	116 Yards, 7 Rec.
09/30/1951	at San Francisco 49ers	Dub Jones	143 Yards, 5 Rec.
12/10/1950	at Washington Redskins	Dub Jones	161 Yards, 10 Rec.
10/15/1950	vs. Chicago Cardinals	Dante Lavelli	131 Yards, 6 Rec.
10/15/1950	vs. Chicago Cardinals	Mac Speedie	106 Yards, 6 Rec.
09/24/1950	at Baltimore Colts	Dante Lavelli	115 Yards, 5 Rec.
09/16/1950	at Philadelphia Eagles	Mac Speedie	109 Yards, 7 Rec.
12/24/1950	vs. Los Angeles Rams (playoffs)	Dante Lavelli	128 Yards, 11 Rec.

Punt Returned For a TD

By Browns Dennis Northcutt, 87 yards (11/03/2002 vs. Pittsburgh Steelers)
 By Opponent Santana Moss, 63 yards (10/27/2002 at New York Jets)

Kickoff Returned For a TD

By Browns Andre' Davis, 95 yards (10/20/2002 vs. Houston Texans)
 By Opponent Dennis Gentry, 91 yards (09/07/1986 at Chicago Bears)

Interception Returned For a TD

By Browns Anthony Henry, 97 yards (12/16/2001 vs. Jacksonville Jaguars)
 By Opponent Andre Dyson, 16 yards (09/22/2002 at Tennessee Titans)

Fumble Returned For a TD

By Browns Courtney Brown, 25 yards (11/04/2001 at Chicago Bears)
 By Opponent Troy Edwards, 32 yards (01/06/2002 at Pittsburgh Steelers)

Punt Blocked

By Browns Kevin Bentley (09/29/2002 at Pittsburgh Steelers)
 By Opponent Bubba McDowell (11/21/1993 vs. Houston Oilers)

Shutout Scored

By Browns Cleveland Browns 18, Cincinnati Bengals 0 (11/25/2001)
 By Opponent Tennessee Titans 24, Cleveland Browns 0 (12/17/2000)

PAT Unsuccessful

By Browns Phil Dawson (11/03/2002 vs. Pittsburgh Steelers)
 By Opponent Ryan Longwell (12/23/2001 at Green Bay Packers)

Field Goal Blocked

By Browns Gerard Warren (12/01/2002 vs. Carolina Panthers)
 By Opponent John Henderson (12/08/2002 at Jacksonville Jaguars)

Safety Scored

By Browns Orpheus Roye (11/11/2001 vs. Pittsburgh Steelers)
 By Opponent Holding penalty against Cleveland in end zone (10/29/2000 vs. Cincinnati Bengals)

100 Yards Rushing

By Browns William Green, 178 yards (12/29/2002 vs. Atlanta Falcons)
 By Opponent Jamal Lewis, 100 yards (12/22/2002 at Baltimore Ravens)

Back-to-Back 100-Yard Rushing Games

By Browns Kevin Mack, 106 yards (11/23/1986 vs. Pittsburgh Steelers)
 Kevin Mack, 121 yards (11/30/1986 vs. Houston Oilers)
 By Opponent Dee Brown, 122 yards (12/01/2002 vs. Carolina Panthers)
 Fred Taylor, 145 yards (12/08/2002 at Jacksonville Jaguars)

200 Yards Rushing

By Browns Greg Pruitt, 214 yards (12/14/1975 vs. Kansas City Chiefs)
 By Opponent John Henry, 200 yards (10/10/1964 vs. Pittsburgh Steelers)

300 Yards Passing

By Browns Tim Couch, 326 yards (36-of-50) (09/22/2002 at Tennessee Titans)
 By Opponent Aaron Brooks, 318 yards (23-of-40) (11/24/2002 at New Orleans Saints)

Back-to-Back 300-Yard Passing Games

By Browns Brian Sipe, 349 yards (28-of-46) (10/26/1980 vs. Pittsburgh Steelers)
Brian Sipe, 391 yards (24 of 39) (10/19/1980 vs. Green Bay Packers)

400 Yards Passing

By Browns Bernie Kosar, 414 yards (28-of-46) (11/23/1986 vs. Pittsburgh Steelers)
By Opponent Warren Moon, 414 yards (32-of-51) (12/23/1989 at Houston Oilers)

100 Yards Receiving

By Browns Quincy Morgan, 118 yards (12/08/2002 at Jacksonville Jaguars)
By Opponent Marvin Harrison, 172 yards (12/15/2002 vs. Indianapolis Colts)

Two 100-Yard Receivers in Same Game

By Browns Ozzie Newsome (123 yards) and Ricky Feacher (109 yards) (01/02/1983 at Pittsburgh Steelers)
By Opponent Derrick Mason (122 yards) and Kevin Dyson (110 yards) (12/02/2001 vs. Tennessee Titans)

200 Yards Receiving


By Browns None
By Opponent Terry Glenn, 214 yards (10/03/1999 vs. New England Patriots)

500 Yards Total Offense

By Browns 536 yards (11/23/1986 vs. Pittsburgh Steelers)
By Opponent 521 yards (01/02/1983 at Pittsburgh Steelers)

OT Game Won

By Browns Cleveland 31, at Tennessee 28 (OT) (09/22/2002)
By Opponent at Pittsburgh 16, Cleveland 13 (OT) (09/29/2002)



Phil Dawson



The Browns are back and are here to stay. Cleveland Browns Stadium is home not only to a storied football franchise but also to a dedicated, ardent, passionate group of people—the only group that can lay claim to the title of “World’s Greatest Fans.” At Cleveland Browns Stadium, fans take pride in supporting their team in a safe, enthusiastic and family-oriented atmosphere. This special combination of sportsmanship and exhilaration makes Sunday afternoons with the Browns a memorable and momentous experience.

Building Cleveland Browns Stadium on the hallowed ground of the old Municipal Stadium honored some of the greatest athletic endeavors of the 20th century. There’s no better place to construct a new home for the Cleveland Browns than on the lakefront where legendary coach Paul Brown established Cleveland’s first football dynasty in the 1940s. No other site could have been as appropriate as the field where 15 Cleveland Browns—Jim Brown, Paul Brown, Joe DeLamielleure, Len Ford, Frank Gatski, Otto Graham, Lou Groza, Leroy Kelly, Dante Lavelli, Mike McCormack, Bobby Mitchell, Marion Motley, Ozzie Newsome, Paul Warfield and Bill Willis—established their credentials for induction into the Professional Football Hall of Fame in nearby Canton.

While the location of the Stadium honored the glorious history of athletic achievements in Cleveland, Cleveland Browns Stadium is a celebration of the city’s renaissance, drawing people to the lakefront every day. The crown jewel of the Northcoast Harbor, Cleveland Browns Stadium is located next to the Rock and Roll Hall of Fame and Great Lakes Science Center. When visiting the Stadium, it is impossible to miss the distinctive architectural design of the columns, beams and notches in the seating bowl. These spacious gaps allow visitors to get an inside perspective of the Stadium and field when the Browns are away and allow ticket holders to see the downtown skyline during the game. While on the south side of the Stadium, Browns fans find it hard to resist a tour through Brownstown. Here fans can catch a game and a bite to eat at The Grille, wander through the Hall of Fame while reminiscing about Browns alumni, and grab a personalized Browns jersey at the Team Shop.

At night, Cleveland Browns Stadium lights up the lakefront. Beams and columns are highlighted by a halo of light that can be seen from downtown and the Northcoast Harbor. Day or night, whether the team is playing home or away, Cleveland Browns Stadium brings a new excitement to Brownstown USA.

The best team, the best fans, the best facility. Welcome to Cleveland Browns Stadium.

STADIUM FACTS & INFORMATION

- Architect: HOK Sports Facilities Group.
- Construction Manager: Huber, Hunt & Nichols.
- Seating Capacity: over 73,200.
- 8,754 Club Seats.
- 10,644 Dawg Pound Seats (bleacher seating).
- 147 Luxury Suites.
- ADA Seating: Capable of providing over 1,436 wheelchair-accessible seats.
- Cost: In excess of \$290 million with contributions from the city, state, county, Regional Transit Authority, Cleveland Browns and Cleveland Tomorrow.
- Brownstown Dining, Retail and Entertainment Area: A 12,000-square-foot area that includes the Team Shop, The Grille and the Pepsi Cleveland Browns Hall of Fame Museum.
- Groundbreaking: May 15, 1997.
- Scoreboards: Cleveland Browns Stadium features one of the largest and most capable video screens in any NFL Stadium. The Prostar VideoPlus display boards are located behind each end zone and measure approximately 27 feet high by 94 feet wide. They are capable of displaying live video and instant replays, as well as game information, player and team statistics, advertising, graphics and animation in 16.7 million colors.
- Stadium Gates:
 - Cleveland Clinic Sports Health Gate—southwest corner
 - National City Gate—southeast corner
 - STERIS Gate—northeast corner
 - FirstEnergy Gate—northwest corner
- Playing Field: The field is a Kentucky Bluegrass irrigated field with a sand-soil root zone and an underground heating system containing nine boilers and 40 miles of underground piping. The heating system keeps the field from freezing and extends the growing season of the turf.
- 12 Ticket windows.
- Six escalators, nine passenger elevators and two freight elevators.
- Seat widths: 19–21".
- Restrooms: 41 women's, 30 men's and 12 family. Fixtures include 900 toilets, 390 urinals and 200 sinks.
- Concession Stands: 41 permanent concession stands and 71 portable concession stands, with a total of 567 points of sale (which exceeds the industry standard of one point of sale per every 200 guests).
- The Browns locker room is 11,000 square feet and the Stadium features two visiting team locker rooms at 5,600 square feet each and one officials' locker room at 1,600 square feet.
- Two OfficeMax Club Lounges located on the North (30,000 square feet) and South (28,000 square feet) sides of the Stadium.
- Stadium lighting system features 592 light fixtures, 528 1,500 watt conventional metal halide fixtures with an additional 64 1,500 watt double-ended hot-restart fixtures.
- 640 speakers (435,000 watt audio system) in the seating bowl.
- 24,703 trees, plants and flowers.

- There are 2,475,000 ft. (469 miles) of telecommunications, security, broadcast and audio system cable.
- Footprint: 31-acre site.
- Facility Area: 1.64 million square feet.
- The Stadium is a concrete and glass structure. Pre-cast concrete and cast in-place was used for the upper concourse. Natural stone accents were used at the base of the Stadium.
- The concrete superstructure used more than 600 truckloads of concrete, which is equivalent to 60,000 yards, 1,620,000 cubic feet, with a weight of approximately 235,000,000 pounds.
- Superstructure contains 5,300 tons, or 10,600,000 pounds of reinforced steel.
- There are over 771,400 square feet of masonry walls.
- More than 829,100 construction masonry units were laid, and over 50,500 ground face units.
- The base course of the Stadium is made of over 14,500 square feet of granite.
- 1,200 tons of coolant using air chillers and glycol chilled water.
- 11.65 miles of plumbing pipe includes storm, sanitary, vent, water and gas piping.
- Plumbing system contains two 2,500-gallon storage tanks.
- Almost 700 pieces of heating, ventilation and air conditioning equipment includes 100 electric baseboard heaters, 167 electric cabinet heaters, 233 electric unit heaters and 194 fan cooling units.
- Total linear feet of railing—56,186.
- Number of rolling doors—32.
- Field has been designed to accommodate international soccer with dimensions of 69 yards by 114 yards.
- State-of-the-art press box seats more than 250 media personnel and is located on the South side of the Stadium.
- Stadium Dimensions: 933 feet wide, 695 feet long, 171 feet high.



The Cleveland Browns Training and Administrative Complex is located in Berea, Ohio, on 13 acres of land. The building, which originally opened in August 1991, was renovated in the spring of 1999 and is currently undergoing additional renovations and expansion. Recent renovations include an expanded weight room (7,500 sq. ft.), a new players' lounge and 120 new theater seats in the team meeting room. The sparkling new 14,000 sq. ft. addition to the administration building opened December 2, 2002 and features the new Dino Lucarelli Media Center, which includes a media work room, press conference room, interview rooms and media flex space. The expansion also includes 14 new offices, storage and a new shipping/receiving area. Current construction will feature a complete lobby restoration and upon completion, the facility will span 90,000 sq. ft.



Existing features in the state-of-the-art facility include a 60,000 sq. ft. field house with a 70-yard field, a 3,100 sq. ft. athletic training room, a 1,280 sq. ft. team meeting room, individual meeting rooms for position meetings, a 2,700 sq. ft. players' locker room with room for more than 90 lockers and a restaurant-style kitchen for meal preparation. The Complex also hosts three regulation-size natural grass practice fields ideal for year-round football operations, including the team's training camps.

2003 TRAINING CAMP

The Cleveland Browns begin preparations for the 2003 season by officially opening training camp on July 25 at the club's Training and Administrative Complex in Berea, Ohio. Training camp practices conclude in mid-August.

All practices are open to the public free of charge. Fans can park in the team-owned parking lot across the street from the team's facility or in legal parking spaces on surrounding streets.

FAN/MEDIA PARKING DIRECTIONS

From North: Take I-71 South to Route 237. Follow Route 237 South to Eastland Road. Turn left onto Eastland Road and continue to Lou Groza Boulevard (formerly First Avenue). Turn right onto Lou Groza Boulevard, the Browns training facility is on the left. Fan/Media parking is across the street from the training facility on the right.

From South: Take I-71 North to the Bagley Road, Exit 235. Take Bagley Road left heading west to Front Street. Turn right on Front Street and continue to Lou Groza Boulevard (First Avenue). Turning right onto Lou Groza Boulevard, the Browns training facility is on the right. Fan/Media parking is across the street from the training facility on the left.

From East: Take I-480 West to Route 237 South. Follow Route 237 South to Eastland Road. Turn left onto Eastland Road and continue to Lou Groza Boulevard (First Avenue). Turn right onto Lou Groza Boulevard, the Browns training facility is on the left. Fan/Media parking is across the street from the training facility on the right.

From West: Take I-480 East to Grayton Road. Right on Grayton Road and continue to Brookpark Road. Turn left onto Brookpark Road to Route 237 South. Right on Route 237 South and follow to Eastland Road. Turn left onto Eastland Road and continue to Lou Groza Boulevard (First Avenue). Turn right onto Lou Groza Boulevard, the Browns training facility is on the left. Fan/Media parking is across the street from the training facility on the right.

CLEVELAND BROWNS TRAINING CAMP HISTORY

The Training and Administrative Complex is host to the Browns 2003 training camp, which marks the ninth time (1992-95, 1999-2003) the Browns have conducted training camp at the facility.

Bowling Green State University	1946-51
Hiram College	1952-74
Kent State University	1975-81
Lakeland Community College	1982-91
Berea.....	1992-95, 1999-2003

The Dino Lucarelli Media Center, which opened last December at the Browns Training and Administrative Complex in Berea, features an expansive media work room, two radio/television interview rooms, a kitchen and private locker space for media members.

Lucarelli, 68, has been working with the Cleveland media for nearly 50 years and has been affiliated with the Cleveland Browns organization since 1975 with responsibilities in player relations and media services. He currently serves as the club's Manager of Alumni Relations and is a panelist on the Cleveland Browns Legends Club committee.



Dino Lucarelli


"Dino Lucarelli is loved by the media and the people of Cleveland," Browns President and CEO Carmen Policy said. "When you hear 'Cleveland Browns,' you automatically think of Dino Lucarelli."

Lucarelli called the naming of the media center "one of the biggest thrills of my life."

The Cleveland Chapter of the Professional Football Writers Association (PFWA) has named its "Good Guy" Award for Lucarelli. The Good Guy Award is given annually for cooperation with the media and for the way a player carries himself in the community and with his teammates. The National Football Foundation (Northeast Ohio Chapter) Lifetime Achievement Award is also named for Lucarelli.

"It's a shame that the work that comes out of the media center on a daily basis does not match the work of Dino Lucarelli," said Pat McManamon of the Akron Beacon Journal, Head of the Cleveland Chapter of the PFWA. "He is a man everyone in the local media feels great fondness and affection for."





Brian Sipe (17), Clay Matthews (57) and Mac Speedie (represented by his children) were honored at the Browns - Houston Texans game on October 20, 2002.

The Cleveland Browns organization honors the team's all-time greats through the Cleveland Browns Legends. Each year former players are inducted into the Legends through a combination vote of panelists and fans, which takes place exclusively on ClevelandBrowns.com.

The Legends started in 2001 with the automatic induction of the Browns' then 14 Hall of Famers. Five players were elected to the Legends in 2001, three more were added in 2002, and three more plus new Hall of Famer Joe DeLamielleure will join the Legends in 2003.

Class of 2001: Ray Renfro, Gene Hickerson, Greg Pruitt, Bernie Kosar, Michael Dean Perry

Class of 2002: Mac Speedie, Brian Sipe, Clay Matthews

The Legends Panelists include:

- Dino Lucarelli, Cleveland Browns Manager of Alumni Relations (Chairman)
- Reggie Rucker, Cleveland Browns Alumni Liaison (Vice Chairman)
- Casey Coleman, WTAM Radio
- Jim Donovan, WKYC TV
- Tony Grossi, Cleveland Plain Dealer
- Joe Horrigan, Pro Football Hall of Fame
- Hal Lebovitz, News Herald
- Terry Pluto, Akron Beacon Journal
- Steve Sabol, NFL Films

ClevelandBrowns.com, the official website of the Cleveland Browns, is a Browns fan's "first hit" for news, stats, features, and just about everything orange and brown. Season ticket holders can renew their seats online, Browns Backers can purchase merchandise in the Online Pro Shop, and history buffs can follow the Browns' Hall of Famers and check out the all-time roster and results.

In 2002 ClevelandBrowns.com ranked #1 out of 121 professional team websites in the NHL, NBA, NFL and MLB in a study conducted by *Street and Smith's Sports Business Journal*. The study graded sites in four categories: content, design/technical, commerce and interactivity. The Browns ranked first in content and also were honored by the NFL in 2003 with the league's "Most Interactive" award.

ClevelandBrowns.com Multimedia Coordinator Eric Penix makes it possible for fans everywhere to hear and see locker room interviews and press conferences on a daily basis. Penix also serves as producer for the popular Internet radio show "In The Office with Butch Davis," featuring the Browns Head Coach and special player guests.

"In The Office" airs every Thursday during the season at 11:30 a.m. and once a month at various times during the offseason. Entering their third season of "In The Office" and their second season with "The Cleveland Browns Preview Show" are hosts Reggie Rucker, Zac Jackson, Amy Gretsinger and Jamir Howerton.

Rucker played 13 seasons in the NFL, served as an announcer for the Cleveland Indians on WUAB and the NFL on NBC, and released a biography—"From Ghetto to God"—last year. He's the only undrafted rookie receiver in NFL history to start in the Super Bowl (for Dallas in Super Bowl V).

Jackson, the beat writer for ClevelandBrowns.com, has been with the Browns since 2000. He covers the team on a daily basis, pens the weekly "Third and Long" game preview column, and oversees special projects such as player training camp journals, last year's exclusive "Chillin' With Jamel White" feature, and the Browns' High School Football Website and High School Writers Program.



Amy Gretsinger



Jamir Howerton



Zac Jackson



Eric Penix



Krystal Welch

The Cleveland Browns awarded local television broadcast rights to WKYC-TV 3. The NBC affiliate broadcasts all of the Browns' preseason games and also produces a weekly coach's show and Sunday pregame and postgame shows.

PRESEASON TELEVISION ANNOUNCERS

The announcing team for Cleveland Browns preseason games on WKYC-TV 3 consists of Don Criqui and Todd Blackledge. Criqui, a veteran sports announcer, provides play-by-play coverage while Blackledge, a former NFL quarterback, adds color commentary for the Browns games on TV 3.

Criqui rejoined NFL coverage on CBS in 1998, doing play-by-play. Previously, he had worked at CBS Sports for 12 years and with NBC Sports for 19 years. Criqui joined NBC Sports as a football play-by-play announcer in 1979. In 1992, he served as host of NBC/Cablevision's pay-per-view coverage of the Summer Olympics from Barcelona, Spain. He has called Notre Dame football, NBA, golf, auto racing and 14 Orange Bowl games. Criqui has hosted Wimbledon, World Cup soccer and called play-by-play for NBC Radio's coverage of the NFL and Super Bowls XX and XXI.

Blackledge, a seven-year National Football League veteran and former Penn State starting quarterback, joined CBS Sports in 1999 as lead analyst for college football coverage. He served as a football analyst for ABC Sports and ESPN from 1994-1998. In addition, Blackledge also worked Philadelphia Eagles preseason games for the Eagle TV Network. A native of Canton, Ohio, Blackledge and his family reside in the Akron/Canton area.

WKYC TV-3 PRESEASON PROGRAMMING

Browns Pregame Huddle

Preseason Pre-Game Show
Aug. 9, Aug. 23, Aug. 28

Preseason Games

Cleveland Browns at Tennessee Titans: Saturday, Aug. 9 at 8:00 p.m.
Cleveland Browns at Detroit Lions: Saturday, Aug. 23 at 7:30 p.m.
Atlanta Falcons at Cleveland Browns: Thursday, Aug. 28 at 8:00 p.m.

WKYC TV-3 WEEKLY BROWNS PROGRAMMING

McDonalds Browns Tonight

Sundays at 11:30 p.m. (30 minutes) – 21 shows
Premieres Aug. 10

Inside the Huddle with Butch Davis

Mondays at 7:00 p.m. (30 minutes) – 20 shows
Premieres Aug. 11

Browns Pregame Huddle

Sundays at 11:30 a.m. (30 minutes) – 16 shows
Premieres Sept. 7



The Cleveland Browns awarded radio broadcast rights to Clear Channel Communications. WMMS (100.7 FM) is the flagship station of the Browns Radio Network, and Browns-related programming is featured on other Clear Channel stations as well. The radio network includes nearly 40 affiliates and reaches Browns fans in five states.

The talent line-up for the Cleveland Browns Radio Network Broadcast Team features WKYC Channel 3 Sports Director Jim Donovan as the play-by-play announcer; former Browns offensive tackle Doug Dieken as analyst; WTAM Sports Director Mike Snyder as the host of all game day programming; WTAM Sports Anchor Casey Coleman as field and locker room reporter; and former Browns cornerback Hanford Dixon provides analysis on the pre-game show.

Donovan takes the game from kickoff to final play. Donovan began his Cleveland career in 1985 as weekend sports anchor for Channel 3 and handled play-by-play for NBC Sports' NFL games from 1987-97. In addition, he received an Emmy for "Browns '92: The Next Step" and for his report in 1990 on Bob Golic's farewell to the Cleveland Browns. Before coming to Cleveland, he provided play-by-play basketball and hockey coverage for the Satellite News Channel in Burlington, Vt. He also served for one season as play-by-play announcer for the Vermont Reds, a Cincinnati Reds minor league baseball team.

Dieken, a former Browns player and radio color talent, analyzes the action. Dieken played 14 seasons at left tackle for the Browns and is one of only 12 men in the history of the NFL to play in over 200 consecutive games. Following his retirement from football, Dieken became one of the voices of the Browns sharing the Browns Radio Network microphone with Jim Mueller, Casey Coleman and the late Nev Chandler.

Snyder hosts all game day programming including pregame, halftime and postgame. With over 20 years of sports broadcasting experience, Snyder hosted the pregame and halftime show on the Browns Radio Network from 1986-89. He currently hosts the pregame, postgame and halftime shows for the NBA Cleveland Cavaliers and handles TV play-by-play for the WNBA Cleveland Rockers. Additionally, Snyder hosted the Cleveland Indians Radio Network pre-game show for two seasons.

Coleman covers all field, sideline and locker room reporting. Son of legendary Cleveland Browns football play-by-play announcer Ken Coleman, Casey is no stranger to sports. With almost 25 years of sports broadcasting under his belt, he brings two seasons (1994 and '95) of Cleveland Browns play-by-play experience with partner Doug Dieken and currently hosts "Tribe Insider", WTAM's Cleveland Indians pregame show.

Dixon, a former number one draft pick of the Browns in 1981, provides analysis for the Countdown to Kickoff pregame show. Dixon played cornerback for nine seasons with the Browns and totaled 26 career interceptions and was named All Pro in three occasions.



CLEVELAND BROWNS RADIO AFFILIATES

OHIO

Akron	WAKR	1590AM
Ashland	WNCO	1340AM
Ashtabula	WFUN	970AM
Athens	WATH	970AM
Bucyrus	WQEL	92.7FM
Cadiz	WCDK	106.3FM
Canton	WHBC	1480AM
Celina	WKKI	94.3FM
Chillicothe	WCHI	1350AM
Cleveland	WMMS / WTAM	100.7FM / 1100AM
Columbus	WFJX	105.7FM
Dayton	WONE	980AM
Defiance	WDFM	98.1FM
Dover	WJER	1450AM
Elyria	WEOL	930AM
Findlay	WPFX	107.7FM
Fostoria	WFOB	1430AM
Lima	WZRX	107.5FM
Mansfield	WMAN	1400 AM
Marietta	WBRJ	910AM
Marion	WMRN	1490AM
Mt. Vernon	WMVO	1300AM
Newark	WHTH	790AM
Painesville	WBKC	1460AM
Portsmouth	WNXT	99.3FM / 1260AM
Sandusky	WMJK / WLEC	100.9FM / 1450AM
Toledo	WIOT	104.7FM
Wooster	WQKT	104.5FM
Youngstown	WNCD / WKBN	93.3FM / 570AM
Zanesville	WHIZ	1240AM

KENTUCKY

Lexington	WLAP	630 AM
-----------	------	--------

NEW YORK

Rochester	WYSL	1040AM
Hornell	WLEA	1480AM

PENNSYLVANIA

Corry	WEYZ / WWCB	1530AM / 1370AM
Erie	WJET	1400AM

The NFL announced the regular-season scheduling rotation for eight seasons (2002 through 2009) under the club-approved realignment plan beginning in the 2002 season. The interconference and intraconference divisional matchups—comprising 14 of each season’s 16 regular-season games—for the next eight seasons were determined following extensive analysis and discussion with NFL clubs.

These eight season schedules will take each team through a cycle of games—home and away—against every other team in the league. In these eight seasons, every team will play every other team at least twice—once home and once away.

2003

HOME	AWAY
Oakland	Denver
San Diego	Kansas City
Arizona	San Francisco
St. Louis	Seattle
Indianapolis	New England
Baltimore	Baltimore
Cincinnati	Cincinnati
Pittsburgh	Pittsburgh

2007

HOME	AWAY
Buffalo	New England
Miami	NY Jets
San Francisco	Arizona
Seattle	St. Louis
Baltimore	Baltimore
Cincinnati	Cincinnati
Pittsburgh	Pittsburgh
AFCW	AFCW

2004

HOME	AWAY
New England	Buffalo
NY Jets	Miami
Philadelphia	Dallas
Washington	NY Giants
Baltimore	Baltimore
Cincinnati	Cincinnati
Pittsburgh	Pittsburgh
AFCW	AFCW

2008

HOME	AWAY
Houston	Jacksonville
Indianapolis	Tennessee
Dallas	Philadelphia
NY Giants	Washington
Baltimore	Baltimore
Cincinnati	Cincinnati
Pittsburgh	Pittsburgh
AFCW	AFCW

2005

HOME	AWAY
Jacksonville	Houston
Tennessee	Indianapolis
Chicago	Green Bay
Detroit	Minnesota
Baltimore	Baltimore
Cincinnati	Cincinnati
Pittsburgh	Pittsburgh
AFCW	AFCW

2009

HOME	AWAY
Oakland	Denver
San Diego	Kansas City
Green Bay	Chicago
Minnesota	Detroit
Baltimore	Baltimore
Cincinnati	Cincinnati
Pittsburgh	Pittsburgh
AFCW	AFCW

2006

HOME	AWAY
Denver	Oakland
Kansas City	San Diego
New Orleans	Atlanta
Tampa Bay	Carolina
Baltimore	Baltimore
Cincinnati	Cincinnati
Pittsburgh	Pittsburgh
AFCW	AFCW

HALL OF FAME WEEKEND—AUGUST 2-4

Saturday, August 2 (American Bowl)

NY Jets vs. Tampa Bay (Tokyo)6:00 p.m. (ESPN2)

Monday, August 4 (Hall of Fame Game)

Green Bay vs. Kansas City (Canton, OH)7:00 p.m. (CT) (ABC)

WEEK 1—AUGUST 7-11

Thursday, August 7

NY Giants at New England8:00 p.m. (ET) (ESPN)

Friday, August 8

Tampa Bay at Miami7:00 p.m. (ET)

St. Louis at Oakland6:00 p.m. (PT)

Saturday, August 9

Pittsburgh at Detroit12:30 p.m. (ET)

Green Bay at Atlanta8:00 p.m. (ET)

Buffalo at Baltimore8:00 p.m. (ET)

Washington at Carolina8:00 p.m. (ET)

Jacksonville at Minnesota7:00 p.m. (CT)

Cleveland at Tennessee7:00 p.m. (CT)

Indianapolis at Chicago7:05 p.m. (CT)

Denver at Houston7:30 p.m. (CT)

San Francisco at Kansas City7:30 p.m. (CT)

Dallas at Arizona7:00 p.m. (MST)

San Diego at Seattle7:00 p.m. (PT)

Sunday, August 10

Cincinnati at NY Jets1:00 p.m. (ET)

Monday, August 11

Philadelphia at New Orleans7:00 p.m. (CT) (ESPN)

WEEK 2—AUGUST 14-18

Thursday, August 14

Oakland at San Francisco5:00 p.m. (PT) (FOX)

Friday, August 15

Green Bay at Cleveland8:00 p.m. (ET) (CBS)

Miami at Jacksonville7:30 p.m. (ET)

Houston at Dallas7:00 p.m. (CT)

Seattle at Indianapolis7:00 p.m. (EST)

Carolina at NY Giants8:00 p.m. (ET)

Saturday, August 16

Buffalo at Tennessee7:00 p.m. (CT) (ESPN)

Detroit at Cincinnati7:30 p.m. (ET)

Philadelphia at Pittsburgh7:30 p.m. (ET)

Baltimore at Atlanta8:00 p.m. (ET)

New Orleans at NY Jets8:00 p.m. (ET)

New England at Washington8:00 p.m. (ET)

Denver at Chicago7:05 p.m. (CT)

Minnesota at Kansas City	7:30 p.m. (CT)
Arizona at San Diego	7:00 p.m. (PT)

Monday, August 18

Tampa Bay at St. Louis	7:00 p.m. (CT) (ABC)
------------------------------	----------------------

WEEK 3—AUGUST 21-25

Thursday, August 21

Dallas at Pittsburgh	8:00 p.m. (ET) (FOX)
----------------------------	----------------------

Friday, August 22

Atlanta at Miami	8:00 p.m. (ET) (CBS)
New England at Philadelphia	7:30 p.m. (ET)
Minnesota at Oakland	6:00 p.m. (PT)
Chicago at Arizona	7:30 p.m. (MST)

Saturday, August 23

St. Louis at Buffalo	7:00 p.m. (ET)
Tennessee at Cincinnati	7:30 p.m. (ET)
Cleveland at Detroit	7:30 p.m. (ET)
Carolina at Green Bay	7:00 p.m. (CT)
NY Jets at N.Y. Giants	8:00 p.m. (ET)
Jacksonville at Tampa Bay	8:00 p.m. (ET)
Baltimore at Washington	8:00 p.m. (ET)
San Diego at Houston	7:30 p.m. (CT)
New Orleans at San Francisco	6:00 p.m. (PT)
Kansas City at Seattle	7:00 p.m. (PT)

Monday, August 25

Indianapolis at Denver	6:00 p.m. (MT) (ABC)
------------------------------	----------------------

WEEK 4—AUGUST 27-AUGUST 31

Wednesday, August 27

Chicago at New England	8:00 p.m. (ET)
------------------------------	----------------

Thursday, August 28

Detroit at Buffalo	7:00 p.m. (ET)
NY Jets at Philadelphia	7:00 p.m. (ET)
NY Giants at Baltimore	8:00 p.m. (ET)
Atlanta at Cleveland	8:00 p.m. (ET)
Oakland at Dallas	7:00 p.m. (CT)
Tennessee at Green Bay	7:00 p.m. (CT)
Washington at Jacksonville	8:00 p.m. (ET)
Arizona at Minnesota	7:00 p.m. (CT)
Miami at New Orleans	7:00 p.m. (CT)
Kansas City at St. Louis	7:00 p.m. (CT)
Houston at Tampa Bay	8:00 p.m. (ET)

Friday, August 29

Pittsburgh at Carolina	8:00 p.m. (ET)
Cincinnati at Indianapolis	7:00 p.m. (EST)
Seattle at Denver	8:00 p.m. (MT)
San Francisco at San Diego	7:00 p.m. (PT)

AFC EAST

BUFFALO

at Baltimore
at Tennessee
St. Louis
Detroit

MIAMI

Tampa Bay
at Jacksonville
Atlanta
at New Orleans

NEW ENGLAND

NY Giants
at Washington
at Philadelphia
Chicago

NY JETS

vs. TB (Tokyo)
Cincinnati
New Orleans
at NY Giants
at Philadelphia

AFC NORTH

BALTIMORE

Buffalo
at Atlanta
at Washington
NY Giants

CINCINNATI

at NY Jets
Detroit
Tennessee
at Indianapolis

CLEVELAND

at Tennessee
Green Bay
at Detroit
Atlanta

PITTSBURGH

at Detroit
Philadelphia
Dallas
at Carolina

AFC SOUTH

HOUSTON

Denver
at Dallas
San Diego
at Tampa Bay

INDIANAPOLIS

at Chicago
Seattle
at Denver
Cincinnati

JACKSONVILLE

at Minnesota
Miami
at Tampa Bay
Washington

TENNESSEE

Cleveland
Buffalo
at Cincinnati
at Green Bay

AFC WEST

DENVER

at Houston
at Chicago
Indianapolis
Seattle

KANSAS CITY

vs. GB (HOF)
San Francisco
Minnesota
at Seattle
at St. Louis

OAKLAND

St. Louis
at San Francisco
Minnesota
at Dallas

SAN DIEGO

at Seattle
Arizona
at Houston
San Francisco

NFC EAST

DALLAS

at Arizona
Houston
at Pittsburgh
Oakland

NY GIANTS

at New England
Carolina
NY Jets
at Baltimore

PHILADELPHIA

at New Orleans
at Pittsburgh
New England
NY Jets

WASHINGTON

at Carolina
New England
Baltimore
at Jacksonville

NFC NORTH

CHICAGO

Indianapolis
Denver
at Arizona
at New England

DETROIT

Pittsburgh
at Cincinnati
Cleveland
at Buffalo

GREEN BAY

vs. KC (HOF)
at Atlanta
at Cleveland
Carolina
Tennessee

MINNESOTA

Jacksonville
at Kansas City
at Oakland
Arizona

NFC SOUTH

ATLANTA

Green Bay
Baltimore
at Miami
at Cleveland

CAROLINA

Washington
at NY Giants
at Green Bay
Pittsburgh

NEW ORLEANS

Philadelphia
at NY Jets
at San Francisco
Miami

TAMPA BAY

vs. NY Jets (Tokyo)
at Miami
at St. Louis
Jacksonville
Houston

NFC WEST

ARIZONA

Dallas
at San Diego
Chicago
at Minnesota

ST. LOUIS

at Oakland
Tampa Bay
at Buffalo
Kansas City

SAN FRANCISCO

at Kansas City
Oakland
New Orleans
at San Diego

SEATTLE

San Diego
at Indianapolis
Kansas City
at Denver

(Sunday games grouped by early, late-afternoon and evening ET starts; listed alphabetically by home team.) (All times local.)

FIRST WEEKEND (FOX-TV NATIONAL WEEKEND)

Thursday, September 4

New York Jets at Washington9:00 p.m. (ET)

Sunday, September 7

New England at Buffalo1:00 p.m. (ET)
 Jacksonville at Carolina1:00 p.m. (ET)
 Denver at Cincinnati1:00 p.m. (ET)
 Indianapolis at Cleveland1:00 p.m. (ET)
 Arizona at Detroit1:00 p.m. (ET)
 Minnesota at Green Bay12:00 p.m. (CT)
 San Diego at Kansas City12:00 p.m. (CT)
 Houston at Miami1:00 p.m. (ET)
 St. Louis at New York Giants1:00 p.m. (ET)
 Baltimore at Pittsburgh1:00 p.m. (ET)
 Atlanta at Dallas3:15 p.m. (CT)
 Chicago at San Francisco1:15 p.m. (PT)
 New Orleans at Seattle1:15 p.m. (PT)
 Oakland at Tennessee7:30 p.m. (CT)

Monday, September 8

Tampa Bay at Philadelphia9:00 p.m. (ET)

SECOND WEEKEND (CBS-TV NATIONAL WEEKEND)

Sunday, September 14

Washington at Atlanta1:00 p.m. (ET)
 Cleveland at Baltimore1:00 p.m. (ET)
 Detroit at Green Bay12:00 p.m. (CT)
 Tennessee at Indianapolis12:00 p.m. (EST)
 Buffalo at Jacksonville1:00 p.m. (ET)
 Pittsburgh at Kansas City12:00 p.m. (CT)
 Houston at New Orleans12:00 p.m. (CT)
 Miami at New York Jets1:00 p.m. (ET)
 San Francisco at St. Louis12:00 p.m. (CT)
 Seattle at Arizona1:05 p.m. (MST)
 Carolina at Tampa Bay4:05 p.m. (ET)
 Cincinnati at Oakland1:15 p.m. (PT)
 New England at Philadelphia4:15 p.m. (ET)
 Denver at San Diego1:15 p.m. (PT)
 Chicago at Minnesota7:30 p.m. (CT)

Monday, September 15

Dallas at New York Giants9:00 p.m. (ET)

THIRD WEEKEND (CBS-TV NATIONAL WEEKEND)

Sunday, September 21

(Open Dates: Carolina, Chicago, Dallas, Philadelphia)

Tampa Bay at Atlanta1:00 p.m. (ET)
 Pittsburgh at Cincinnati1:00 p.m. (ET)

Minnesota at Detroit	1:00 p.m. (ET)
Kansas City at Houston	12:00 p.m. (CT)
Jacksonville at Indianapolis	12:00 p.m. (EST)
New York Jets at New England.....	1:00 p.m. (ET)
New Orleans at Tennessee	12:00 p.m. (CT)
Green Bay at Arizona	1:05 p.m. (MST)
St. Louis at Seattle	1:05 p.m. (PT)
New York Giants at Washington	4:05 p.m. (ET)
Baltimore at San Diego	1:15 p.m. (PT)
Cleveland at San Francisco	1:15 p.m. (PT)
Buffalo at Miami	8:30 p.m. (ET)

Monday, September 22

Oakland at Denver.....	7:00 p.m. (MT)
------------------------	----------------

FOURTH WEEKEND (FOX-TV NATIONAL WEEKEND)

Sunday, September 28

(Open Dates: Miami, New York Giants, Seattle, Tampa Bay)

Kansas City at Baltimore	1:00 p.m. (ET)
Philadelphia at Buffalo	1:00 p.m. (ET)
Atlanta at Carolina	1:00 p.m. (ET)
Cincinnati at Cleveland	1:00 p.m. (ET)
Jacksonville at Houston.....	12:00 p.m. (CT)
San Francisco at Minnesota	12:00 p.m. (CT)
Tennessee at Pittsburgh.....	1:00 p.m. (ET)
Arizona at St. Louis	12:00 p.m. (CT)
New England at Washington.....	1:00 p.m. (ET)
San Diego at Oakland	1:05 p.m. (PT)
Detroit at Denver	2:15 p.m. (MT)
Dallas at New York Jets	4:15 p.m. (ET)
Indianapolis at New Orleans.....	7:30 p.m. (CT)

Monday, September 29

Green Bay at Chicago	8:00 p.m. (CT)
----------------------------	----------------

FIFTH WEEKEND (FOX-TV NATIONAL WEEKEND)

Sunday, October 5

(Open Dates: Baltimore, Houston, New York Jets, St. Louis)

Minnesota at Atlanta	1:00 p.m. (ET)
Cincinnati at Buffalo.....	1:00 p.m. (ET)
New Orleans at Carolina	1:00 p.m. (ET)
Oakland at Chicago	12:00 p.m. (CT)
Arizona at Dallas	12:00 p.m. (CT)
Seattle at Green Bay	12:00 p.m. (CT)
Denver at Kansas City	12:00 p.m. (CT)
Tennessee at New England	1:00 p.m. (ET)
Miami at New York Giants.....	1:00 p.m. (ET)
San Diego at Jacksonville	4:05 p.m. (ET)
Washington at Philadelphia.....	4:15 p.m. (ET)
Detroit at San Francisco.....	1:15 p.m. (PT)
Cleveland at Pittsburgh	8:30 p.m. (ET)

Monday, October 6

Indianapolis at Tampa Bay9:00 p.m. (ET)

SIXTH WEEKEND (CBS-TV NATIONAL WEEKEND)

Sunday, October 12

(Open Dates: Cincinnati, Detroit, Minnesota, San Diego)

Oakland at Cleveland1:00 p.m. (ET)
 Philadelphia at Dallas12:00 p.m. (CT)
 Kansas City at Green Bay12:00 p.m. (CT)
 Carolina at Indianapolis.....12:00 p.m. (EST)
 Miami at Jacksonville1:00 p.m. (ET)
 New York Giants at New England.....1:00 p.m. (ET)
 Chicago at New Orleans12:00 p.m. (CT)
 Houston at Tennessee12:00 p.m. (CT)
 Tampa Bay at Washington.....1:00 p.m. (ET)
 Baltimore at Arizona.....1:15 p.m. (MST)
 Pittsburgh at Denver.....2:15 p.m. (MT)
 Buffalo at New York Jets4:15 p.m. (ET)
 San Francisco at Seattle5:30 p.m. (PT)

Monday, October 13

Atlanta at St. Louis.....8:00 p.m. (CT)

SEVENTH WEEKEND (FOX-TV NATIONAL WEEKEND)

Sunday, October 19

(Open Dates: Arizona, Indianapolis, Jacksonville, Pittsburgh)

New Orleans at Atlanta1:00 p.m. (ET)
 Washington at Buffalo1:00 p.m. (ET)
 Tennessee at Carolina1:00 p.m. (ET)
 Baltimore at Cincinnati1:00 p.m. (ET)
 San Diego at Cleveland1:00 p.m. (ET)
 Dallas at Detroit1:00 p.m. (ET)
 New England at Miami1:00 p.m. (ET)
 Denver at Minnesota12:00 p.m. (CT)
 Philadelphia at New York Giants.....1:00 p.m. (ET)
 Green Bay at St. Louis.....12:00 p.m. (CT)
 New York Jets at Houston.....3:05 p.m. (CT)
 Tampa Bay at San Francisco1:15 p.m. (PT)
 Chicago at Seattle1:15 p.m. (PT)

Monday, October 20

Kansas City at Oakland6:00 p.m. (PT)

EIGHTH WEEKEND (CBS-TV NATIONAL WEEKEND)

Sunday, October 26

(Open Dates: Atlanta, Green Bay, Oakland, Washington)

Denver at Baltimore1:00 p.m. (ET)
 Detroit at Chicago12:00 p.m. (CT)
 Seattle at Cincinnati1:00 p.m. (ET)
 Tennessee at Jacksonville1:00 p.m. (ET)
 New York Giants at Minnesota12:00 p.m. (CT)

Cleveland at New England	1:00 p.m. (ET)
Carolina at New Orleans	12:00 p.m. (CT)
St. Louis at Pittsburgh	1:00 p.m. (ET)
Dallas at Tampa Bay.....	1:00 p.m. (ET)
San Francisco at Arizona	2:05 p.m. (MT)
Houston at Indianapolis.....	4:15 p.m. (ET)
New York Jets at Philadelphia.....	4:15 p.m. (ET)
Buffalo at Kansas City	7:30 p.m. (CT)

Monday, October 27

Miami at San Diego	6:00 p.m. (PT)
--------------------------	----------------

NINTH WEEKEND (FOX-TV NATIONAL WEEKEND)

Sunday, November 2

(Open Dates: Buffalo, Cleveland, Kansas City, Tennessee)

Jacksonville at Baltimore.....	1:00 p.m. (ET)
San Diego at Chicago	12:00 p.m. (CT)
Washington at Dallas.....	12:00 p.m. (CT)
Oakland at Detroit	1:00 p.m. (ET)
Carolina at Houston	12:00 p.m. (CT)
Indianapolis at Miami	1:00 p.m. (ET)
New York Giants at New York Jets	1:00 p.m. (ET)
New Orleans at Tampa Bay.....	1:00 p.m. (ET)
Cincinnati at Arizona.....	2:05 p.m. (MT)
Pittsburgh at Seattle.....	1:05 p.m. (PT)
Philadelphia at Atlanta.....	4:15 p.m. (ET)
St. Louis at San Francisco	1:15 p.m. (PT)
Green Bay at Minnesota	7:30 p.m. (ET)

Monday, November 3

New England at Denver	7:00 p.m. (MT)
-----------------------------	----------------

TENTH WEEKEND (CBS-TV NATIONAL WEEKEND)

Sunday, November 9

(Open Dates: Denver, New England, New Orleans, San Francisco)

Tampa Bay at Carolina.....	1:00 p.m. (ET)
Houston at Cincinnati.....	1:00 p.m. (ET)
Chicago at Detroit.....	1:00 p.m. (ET)
Indianapolis at Jacksonville	1:00 p.m. (ET)
Cleveland at Kansas City	12:00 p.m. (CT)
Atlanta at New York Giants	1:00 p.m. (ET)
Arizona at Pittsburgh	1:00 p.m. (ET)
Miami at Tennessee	12:00 p.m. (CT)
Seattle at Washington	1:00 p.m. (ET)
Minnesota at San Diego	1:05 p.m. (PT)
Buffalo at Dallas	3:15 p.m. (CT)
New York Jets at Oakland	1:15 p.m. (PT)
Baltimore at St. Louis	7:30 p.m. (CT)

Monday, November 10

Philadelphia at Green Bay.....	8:00 p.m. (CT)
--------------------------------	----------------



ELEVENTH WEEKEND (FOX-TV NATIONAL WEEKEND)**Sunday, November 16**

Houston at Buffalo	1:00 p.m. (ET)
Washington at Carolina	1:00 p.m. (ET)
St. Louis at Chicago	12:00 p.m. (CT)
Kansas City at Cincinnati	1:00 p.m. (ET)
Arizona at Cleveland	1:00 p.m. (ET)
Baltimore at Miami	1:00 p.m. (ET)
Atlanta at New Orleans	12:00 p.m. (CT)
New York Giants at Philadelphia	1:00 p.m. (ET)
Jacksonville at Tennessee	12:00 p.m. (CT)
San Diego at Denver	2:05 p.m. (MT)
New York Jets at Indianapolis	4:05 p.m. (ET)
Minnesota at Oakland	1:15 p.m. (PT)
Detroit at Seattle	1:15 p.m. (PT)
Green Bay at Tampa Bay	4:15 p.m. (ET)
Dallas at New England	8:30 p.m. (ET)

Monday, November 17

Pittsburgh at San Francisco	6:00 p.m. (PT)
-----------------------------------	----------------

TWELFTH WEEKEND (CBS-TV NATIONAL WEEKEND)**Sunday, November 23**

Seattle at Baltimore	1:00 p.m. (ET)
Indianapolis at Buffalo	1:00 p.m. (ET)
Pittsburgh at Cleveland	1:00 p.m. (ET)
Carolina at Dallas	12:00 p.m. (CT)
San Francisco at Green Bay	12:00 p.m. (CT)
New England at Houston	12:00 p.m. (CT)
Detroit at Minnesota	12:00 p.m. (CT)
Jacksonville at New York Jets	1:00 p.m. (ET)
New Orleans at Philadelphia	1:00 p.m. (ET)
St. Louis at Arizona	2:05 p.m. (MT)
Chicago at Denver	2:05 p.m. (MT)
Tennessee at Atlanta	4:15 p.m. (ET)
Oakland at Kansas City	3:15 p.m. (CT)
Cincinnati at San Diego	1:15 p.m. (PT)
Washington at Miami	8:30 p.m. (ET)

Monday, November 24

New York Giants at Tampa Bay	9:00 p.m. (ET)
------------------------------------	----------------

THIRTEENTH WEEKEND (CBS-TV NATIONAL WEEKEND)**Thursday, November 27**

Green Bay at Detroit	12:30 p.m. (ET)
Miami at Dallas	3:05 p.m. (CT)

Sunday, November 30

San Francisco at Baltimore	1:00 p.m. (ET)
Philadelphia at Carolina	1:00 p.m. (ET)
Arizona at Chicago	12:00 p.m. (CT)
Atlanta at Houston	12:00 p.m. (CT)

New England at Indianapolis	1:00 p.m. (ET)
Buffalo at New York Giants	1:00 p.m. (ET)
Cincinnati at Pittsburgh.....	1:00p.m. (ET)
Minnesota at St. Louis.....	12:00 p.m. (CT)
New Orleans at Washington	4:05 p.m. (ET)
Denver at Oakland	1:15 p.m. (PT)
Kansas City at San Diego	1:15 p.m. (PT)
Cleveland at Seattle	1:15 p.m. (PT)
Tampa Bay at Jacksonville	8:30 p.m. (ET)

Monday, December 1

Tennessee at New York Jets	9:00 p.m. (ET)
----------------------------------	----------------

FOURTEENTH WEEKEND (CBS-TV NATIONAL WEEKEND)

Sunday, December 7

Cincinnati at Baltimore	1:00 p.m. (ET)
San Diego at Detroit.....	1:00 p.m. (ET)
Chicago at Green Bay	12:00 p.m. (CT)
Houston at Jacksonville.....	1:00 p.m. (ET)
Seattle at Minnesota	12:00 p.m. (CT)
Tampa Bay at New Orleans.....	12:00 p.m. (CT)
Washington at New York Giants	1:00 p.m. (ET)
Dallas at Philadelphia.....	1:00 p.m. (ET)
Oakland at Pittsburgh	1:00 p.m. (ET)
Indianapolis at Tennessee	12:00 p.m. (CT)
Arizona at San Francisco	1:05 p.m. (PT)
New York Jets at Buffalo	4:15 p.m. (ET)
Kansas City at Denver.....	2:15 p.m. (MT)
Miami at New England	4:15 p.m. (ET)
Carolina at Atlanta	8:30 p.m. (ET)

Monday, December 8

St. Louis at Cleveland	9:00 p.m. (ET)
------------------------------	----------------

FIFTEENTH WEEKEND (FOX-TV NATIONAL WEEKEND)

Sunday, December 14

Minnesota at Chicago	12:00 p.m. (CT)
San Francisco at Cincinnati	1:00 p.m. (ET)
Atlanta at Indianapolis.....	1:00 p.m. (ET)
Detroit at Kansas City	12:00 p.m. (CT)
Jacksonville at New England	1:00 p.m. (ET)
Pittsburgh at New York Jets	1:00 p.m. (ET)
Seattle at St. Louis	12:00 p.m. (CT)
Houston at Tampa Bay.....	1:00 p.m. (ET)
Buffalo at Tennessee	12:00 p.m. (CT)
Dallas at Washington	1:00 p.m. (ET)
Cleveland at Denver	2:05 p.m. (MT)
Baltimore at Oakland	1:05 p.m. (PT)
Carolina at Arizona	2:15 p.m. (MT)
Green Bay at San Diego	1:15 p.m. (PT)
New York Giants at New Orleans	7:30 p.m. (CT)

Monday, December 15

Philadelphia at Miami9:00 p.m. (ET)

SIXTEENTH WEEKEND (FOX-TV NATIONAL WEEKEND)**Saturday, December 20**

Atlanta at Tampa Bay1:30 p.m. (ET)

Kansas City at Minnesota4:00 p.m. (CT)

New England at New York Jets.....8:30 p.m. (ET)

Sunday, December 21

Miami at Buffalo1:00 p.m. (ET)

Detroit at Carolina1:00 p.m. (ET)

Washington at Chicago12:00 p.m. (CT)

Baltimore at Cleveland.....1:00 p.m. (ET)

New York Giants at Dallas.....12:00 p.m. (CT)

Tennessee at Houston12:00 p.m. (CT)

New Orleans at Jacksonville1:00 p.m. (ET)

Cincinnati at St. Louis12:00 p.m. (CT)

San Diego at Pittsburgh.....4:05 p.m. (ET)

San Francisco at Philadelphia4:15 p.m. (ET)

Arizona at Seattle1:15 p.m. (PT)

Denver at Indianapolis8:30 p.m. (ET)

Monday, December 22

Green Bay at Oakland6:00 p.m. (PT)

SEVENTEENTH WEEKEND (CBS-TV NATIONAL WEEKEND)**Saturday, December 27**

Buffalo at New England.....1:30 p.m. (ET)

Seattle at San Francisco2:00 p.m. (PT)

Philadelphia at Washington8:30 p.m. (ET)

Sunday, December 28

Jacksonville at Atlanta1:00 p.m. (ET)

Cleveland at Cincinnati1:00 p.m. (ET)

St. Louis at Detroit1:00 p.m. (ET)

Indianapolis at Houston.....12:00 p.m. (CT)

Chicago at Kansas City12:00 p.m. (CT)

New York Jets at Miami1:00 p.m. (ET)

Dallas at New Orleans12:00 p.m. (CT)

Tampa Bay at Tennessee12:00 p.m. (CT)

Minnesota at Arizona2:05 p.m. (MT)

Carolina at New York Giants4:05 p.m. (ET)

Denver at Green Bay3:15 p.m. (CT)

Oakland at San Diego1:15 p.m. (PT)

Pittsburgh at Baltimore8:30 p.m. (ET)

(All times local. All games Sunday unless otherwise noted.)

BALTIMORE RAVENS

Sept. 7	at Pittsburgh	1:00 p.m.
Sept. 14	CLEVELAND	1:00 p.m.
Sept. 21	at San Diego	1:15 p.m.
Sept. 28	KANSAS CITY	1:00 p.m.
Oct. 5	OPEN DATE	
Oct. 12	at Arizona	1:15 p.m.
Oct. 19	at Cincinnati	1:00 p.m.
Oct. 26	DENVER	1:00 p.m.
Nov. 2	JACKSONVILLE	1:00 p.m.
Nov. 9	at St. Louis	7:30 p.m.
Nov. 16	at Miami	1:00 p.m.
Nov. 23	SEATTLE	1:00 p.m.
Nov. 30	SAN FRANCISCO	1:00 p.m.
Dec. 7	CINCINNATI	1:00 p.m.
Dec. 14	at Oakland	1:05 p.m.
Dec. 21	at Cleveland	1:00 p.m.
Dec. 28	PITTSBURGH	8:30 p.m.

CINCINNATI BENGALS

Sept. 7	DENVER	1:00 p.m.
Sept. 14	at Oakland	1:15 p.m.
Sept. 21	PITTSBURGH	1:00 p.m.
Sept. 28	at Cleveland	1:00 p.m.
Oct. 5	at Buffalo	1:00 p.m.
Oct. 12	OPEN DATE	
Oct. 19	BALTIMORE	1:00 p.m.
Oct. 26	SEATTLE	1:00 p.m.
Nov. 2	at Arizona	2:05 p.m.
Nov. 9	HOUSTON	1:00 p.m.
Nov. 16	KANSAS CITY	1:00 p.m.
Nov. 23	at San Diego	1:15 p.m.
Nov. 30	at Pittsburgh	1:00 p.m.
Dec. 7	at Baltimore	1:00 p.m.
Dec. 14	SAN FRANCISCO	1:00 p.m.
Dec. 21	at St. Louis	12:00 p.m.
Dec. 28	CLEVELAND	1:00 p.m.

DENVER BRONCOS

Sept. 7	at Cincinnati	1:00 p.m.
Sept. 14	at San Diego	1:15 p.m.
Sept. 22	OAKLAND (Mon.)	7:00 p.m.
Sept. 28	DETROIT	2:15 p.m.
Oct. 5	at Kansas City	12:00 p.m.
Oct. 12	PITTSBURGH	2:15 p.m.
Oct. 19	at Minnesota	12:00 p.m.
Oct. 26	at Baltimore	1:00 p.m.
Nov. 3	NEW ENGLAND (Mon.)	7:00 p.m.
Nov. 9	OPEN DATE	
Nov. 16	SAN DIEGO	2:05 p.m.
Nov. 23	CHICAGO	2:05 p.m.
Nov. 30	at Oakland	1:15 p.m.
Dec. 7	KANSAS CITY	2:15 p.m.
Dec. 14	CLEVELAND	2:05 p.m.
Dec. 21	at Indianapolis	8:30 p.m.
Dec. 28	at Green Bay	3:15 p.m.

BUFFALO BILLS

Sept. 7	NEW ENGLAND	1:00 p.m.
Sept. 14	at Jacksonville	1:00 p.m.
Sept. 21	at Miami	8:30 p.m.
Sept. 28	PHILADELPHIA	1:00 p.m.
Oct. 5	CINCINNATI	1:00 p.m.
Oct. 12	at New York Jets	4:15 p.m.
Oct. 19	WASHINGTON	1:00 p.m.
Oct. 26	at Kansas City	7:30 p.m.
Nov. 2	OPEN DATE	
Nov. 9	at Dallas	3:15 p.m.
Nov. 16	HOUSTON	1:00 p.m.
Nov. 23	INDIANAPOLIS	1:00 p.m.
Nov. 30	at New York Giants	1:00 p.m.
Dec. 7	NEW YORK JETS	4:15 p.m.
Dec. 14	at Tennessee	12:00 p.m.
Dec. 21	MIAMI	1:00 p.m.
Dec. 27	at New England (Sat.)	1:30 p.m.

CLEVELAND BROWNS

Sept. 7	INDIANAPOLIS	1:00 p.m.
Sept. 14	at Baltimore	1:00 p.m.
Sept. 21	at San Francisco	1:15 p.m.
Sept. 28	CINCINNATI	1:00 p.m.
Oct. 5	at Pittsburgh	8:30 p.m.
Oct. 12	OAKLAND	1:00 p.m.
Oct. 19	SAN DIEGO	1:00 p.m.
Oct. 26	at New England	1:00 p.m.
Nov. 2	OPEN DATE	
Nov. 9	at Kansas City	12:00 p.m.
Nov. 16	ARIZONA	1:00 p.m.
Nov. 23	PITTSBURGH	1:00 p.m.
Nov. 30	at Seattle	1:15 p.m.
Dec. 8	ST. LOUIS (Mon.)	9:00 p.m.
Dec. 14	at Denver	2:05 p.m.
Dec. 21	BALTIMORE	1:00 p.m.
Dec. 28	at Cincinnati	1:00 p.m.

HOUSTON TEXANS

Sept. 7	at Miami	1:00 p.m.
Sept. 14	at New Orleans	12:00 p.m.
Sept. 21	KANSAS CITY	12:00 p.m.
Sept. 28	JACKSONVILLE	12:00 p.m.
Oct. 5	OPEN DATE	
Oct. 12	at Tennessee	12:00 p.m.
Oct. 19	NEW YORK JETS	3:05 p.m.
Oct. 26	at Indianapolis	4:15 p.m.
Nov. 2	CAROLINA	12:00 p.m.
Nov. 9	at Cincinnati	1:00 p.m.
Nov. 16	at Buffalo	1:00 p.m.
Nov. 23	NEW ENGLAND	12:00 p.m.
Nov. 30	ATLANTA	12:00 p.m.
Dec. 7	at Jacksonville	1:00 p.m.
Dec. 14	at Tampa Bay	1:00 p.m.
Dec. 21	TENNESSEE	12:00 p.m.
Dec. 28	INDIANAPOLIS	12:00 p.m.

INDIANAPOLIS COLTS

Sept. 7	at Cleveland	1:00 p.m.
Sept. 14	TENNESSEE	12:00 p.m.
Sept. 21	JACKSONVILLE	12:00 p.m.
Sept. 28	at New Orleans	7:30 p.m.
Oct. 6	at Tampa Bay (Mon.)	9:00 p.m.
Oct. 12	CAROLINA	12:00 p.m.
Oct. 19	OPEN DATE	
Oct. 26	HOUSTON	4:15 p.m.
Nov. 2	at Miami	1:00 p.m.
Nov. 9	at Jacksonville	1:00 p.m.
Nov. 16	NEW YORK JETS	4:05 p.m.
Nov. 23	at Buffalo	1:00 p.m.
Nov. 30	NEW ENGLAND	1:00 p.m.
Dec. 7	at Tennessee	12:00 p.m.
Dec. 14	ATLANTA	1:00 p.m.
Dec. 21	DENVER	8:30 p.m.
Dec. 28	at Houston	12:00 p.m.

KANSAS CITY CHIEFS

Sept. 7	SAN DIEGO	12:00 p.m.
Sept. 14	PITTSBURGH	12:00 p.m.
Sept. 21	at Houston	12:00 p.m.
Sept. 28	at Baltimore	1:00 p.m.
Oct. 5	DENVER	12:00 p.m.
Oct. 12	at Green Bay	12:00 p.m.
Oct. 20	at Oakland (Mon.)	6:00 p.m.
Oct. 26	BUFFALO	7:30 p.m.
Nov. 2	OPEN DATE	
Nov. 9	CLEVELAND	12:00 p.m.
Nov. 16	at Cincinnati	1:00 p.m.
Nov. 23	OAKLAND	3:15 p.m.
Nov. 30	at San Diego	1:15 p.m.
Dec. 7	at Denver	2:15 p.m.
Dec. 14	DETROIT	12:00 p.m.
Dec. 20	at Minnesota (Sat.)	4:00 p.m.
Dec. 28	CHICAGO	12:00 p.m.

NEW ENGLAND PATRIOTS

Sept. 7	at Buffalo	1:00 p.m.
Sept. 14	at Philadelphia	4:15 p.m.
Sept. 21	NEW YORK JETS	1:00 p.m.
Sept. 28	at Washington	1:00 p.m.
Oct. 5	TENNESSEE	1:00 p.m.
Oct. 12	NEW YORK GIANTS	1:00 p.m.
Oct. 19	at Miami	1:00 p.m.
Oct. 26	CLEVELAND	1:00 p.m.
Nov. 3	at Denver (Mon.)	7:00 p.m.
Nov. 9	OPEN DATE	
Nov. 16	DALLAS	8:30 p.m.
Nov. 23	at Houston	12:00 p.m.
Nov. 30	at Indianapolis	1:00 p.m.
Dec. 7	MIAMI	4:15 p.m.
Dec. 14	JACKSONVILLE	1:00 p.m.
Dec. 20	at New York Jets (Sat.)	8:30 p.m.
Dec. 27	BUFFALO (Sat.)	1:30 p.m.

JACKSONVILLE JAGUARS

Sept. 7	at Carolina	1:00 p.m.
Sept. 14	BUFFALO	1:00 p.m.
Sept. 21	at Indianapolis	12:00 p.m.
Sept. 28	at Houston	12:00 p.m.
Oct. 5	SAN DIEGO	4:05 p.m.
Oct. 12	MIAMI	1:00 p.m.
Oct. 19	OPEN DATE	
Oct. 26	TENNESSEE	1:00 p.m.
Nov. 2	at Baltimore	1:00 p.m.
Nov. 9	INDIANAPOLIS	1:00 p.m.
Nov. 16	at Tennessee	12:00 p.m.
Nov. 23	at New York Jets	1:00 p.m.
Nov. 30	TAMPA BAY	8:30 p.m.
Dec. 7	HOUSTON	1:00 p.m.
Dec. 14	at New England	1:00 p.m.
Dec. 21	NEW ORLEANS	1:00 p.m.
Dec. 28	at Atlanta	1:00 p.m.

MIAMI DOLPHINS

Sept. 7	HOUSTON	1:00 p.m.
Sept. 14	at New York Jets	1:00 p.m.
Sept. 21	BUFFALO	8:30 p.m.
Sept. 28	OPEN DATE	
Oct. 5	at New York Giants	1:00 p.m.
Oct. 12	at Jacksonville	1:00 p.m.
Oct. 19	NEW ENGLAND	1:00 p.m.
Oct. 27	at San Diego (Mon.)	6:00 p.m.
Nov. 2	INDIANAPOLIS	1:00 p.m.
Nov. 9	at Tennessee	12:00 p.m.
Nov. 16	BALTIMORE	1:00 p.m.
Nov. 23	WASHINGTON	8:30 p.m.
Nov. 27	at Dallas (Thu.)	3:05 p.m.
Dec. 7	at New England	4:15 p.m.
Dec. 15	PHILADELPHIA (Mon.)	9:00 p.m.
Dec. 21	at Buffalo	1:00 p.m.
Dec. 28	NEW YORK JETS	1:00 p.m.

NEW YORK JETS

Sept. 4	at Washington (Thu.)	9:00 p.m.
Sept. 14	MIAMI	1:00 p.m.
Sept. 21	at New England	1:00 p.m.
Sept. 28	DALLAS	4:15 p.m.
Oct. 5	OPEN DATE	
Oct. 12	BUFFALO	4:15 p.m.
Oct. 19	at Houston	3:05 p.m.
Oct. 26	at Philadelphia	4:15 p.m.
Nov. 2	NEW YORK GIANTS	1:00 p.m.
Nov. 9	at Oakland	1:15 p.m.
Nov. 16	at Indianapolis	4:05 p.m.
Nov. 23	JACKSONVILLE	1:00 p.m.
Dec. 1	TENNESSEE (Mon.)	9:00 p.m.
Dec. 7	at Buffalo	4:15 p.m.
Dec. 14	PITTSBURGH	1:00 p.m.
Dec. 20	NEW ENGLAND (Sat.)	8:30 p.m.
Dec. 28	at Miami	1:00 p.m.

OAKLAND RAIDERS

Sept. 7	at Tennessee	7:30 p.m.
Sept. 14	CINCINNATI	1:15 p.m.
Sept. 22	at Denver (Mon.)	7:00 p.m.
Sept. 28	SAN DIEGO	1:05 p.m.
Oct. 5	at Chicago	12:00 p.m.
Oct. 12	at Cleveland	1:00 p.m.
Oct. 20	KANSAS CITY (Mon.)	6:00 p.m.
Oct. 26	OPEN DATE	
Nov. 2	at Detroit	1:00 p.m.
Nov. 9	NEW YORK JETS	1:15 p.m.
Nov. 16	MINNESOTA	1:15 p.m.
Nov. 23	at Kansas City	3:15 p.m.
Nov. 30	DENVER	1:15 p.m.
Dec. 7	at Pittsburgh	1:00 p.m.
Dec. 14	BALTIMORE	1:05 p.m.
Dec. 22	GREEN BAY (Mon.)	6:00 p.m.
Dec. 28	at San Diego	1:15 p.m.

SAN DIEGO CHARGERS

Sept. 7	at Kansas City	12:00 p.m.
Sept. 14	DENVER	1:15 p.m.
Sept. 21	BALTIMORE	1:15 p.m.
Sept. 28	at Oakland	1:05 p.m.
Oct. 5	at Jacksonville	4:05 p.m.
Oct. 12	OPEN DATE	
Oct. 19	at Cleveland	1:00 p.m.
Oct. 27	MIAMI (Mon.)	6:00 p.m.
Nov. 2	at Chicago	12:00 p.m.
Nov. 9	MINNESOTA	1:05 p.m.
Nov. 16	at Denver	2:05 p.m.
Nov. 23	CINCINNATI	1:15 p.m.
Nov. 30	KANSAS CITY	1:15 p.m.
Dec. 7	at Detroit	1:00 p.m.
Dec. 14	GREEN BAY	1:15 p.m.
Dec. 21	at Pittsburgh	4:05 p.m.
Dec. 28	OAKLAND	1:15 p.m.

PITTSBURGH STEELERS

Sept. 7	BALTIMORE	1:00 p.m.
Sept. 14	at Kansas City	12:00 p.m.
Sept. 21	at Cincinnati	1:00 p.m.
Sept. 28	TENNESSEE	1:00 p.m.
Oct. 5	CLEVELAND	8:30 p.m.
Oct. 12	at Denver	2:15 p.m.
Oct. 19	OPEN DATE	
Oct. 26	ST. LOUIS	1:00 p.m.
Nov. 2	at Seattle	1:05 p.m.
Nov. 9	ARIZONA	1:00 p.m.
Nov. 17	at San Francisco (Mon.)	6:00 p.m.
Nov. 23	at Cleveland	1:00 p.m.
Nov. 30	CINCINNATI	1:00 p.m.
Dec. 7	OAKLAND	1:00 p.m.
Dec. 14	at New York Jets	1:00 p.m.
Dec. 21	SAN DIEGO	4:05 p.m.
Dec. 28	at Baltimore	8:30 p.m.

TENNESSEE TITANS

Sept. 7	OAKLAND	7:30 p.m.
Sept. 14	at Indianapolis	12:00 p.m.
Sept. 21	NEW ORLEANS	12:00 p.m.
Sept. 28	at Pittsburgh	1:00 p.m.
Oct. 5	at New England	1:00 p.m.
Oct. 12	HOUSTON	12:00 p.m.
Oct. 19	at Carolina	1:00 p.m.
Oct. 26	at Jacksonville	1:00 p.m.
Nov. 2	OPEN DATE	
Nov. 9	MIAMI	12:00 p.m.
Nov. 16	JACKSONVILLE	12:00 p.m.
Nov. 23	at Atlanta	4:15 p.m.
Dec. 1	at New York Jets (Mon.)	9:00 p.m.
Dec. 7	INDIANAPOLIS	12:00 p.m.
Dec. 14	BUFFALO	12:00 p.m.
Dec. 21	at Houston	12:00 p.m.
Dec. 28	TAMPA BAY	12:00 p.m.

(All times local. All games Sunday unless otherwise noted.)

ARIZONA CARDINALS

Sept. 7	at Detroit	1:00 p.m.
Sept. 14	SEATTLE	1:05 p.m.
Sept. 21	GREEN BAY	1:05 p.m.
Sept. 28	at St. Louis	12:00 p.m.
Oct. 5	at Dallas	12:00 p.m.
Oct. 12	BALTIMORE	1:15 p.m.
Oct. 19	OPEN DATE	
Oct. 26	SAN FRANCISCO	2:05 p.m.
Nov. 2	CINCINNATI	2:05 p.m.
Nov. 9	at Pittsburgh	1:00 p.m.
Nov. 16	at Cleveland	1:00 p.m.
Nov. 23	ST. LOUIS	2:05 p.m.
Nov. 30	at Chicago	12:00 p.m.
Dec. 7	at San Francisco	1:05 p.m.
Dec. 14	CAROLINA	2:15 p.m.
Dec. 21	at Seattle	1:15 p.m.
Dec. 28	MINNESOTA	2:05 p.m.

CAROLINA PANTHERS

Sept. 7	JACKSONVILLE	1:00 p.m.
Sept. 14	at Tampa Bay	4:05 p.m.
Sept. 21	OPEN DATE	
Sept. 28	ATLANTA	1:00 p.m.
Oct. 5	NEW ORLEANS	1:00 p.m.
Oct. 12	at Indianapolis	12:00 p.m.
Oct. 19	TENNESSEE	1:00 p.m.
Oct. 26	at New Orleans	12:00 p.m.
Nov. 2	at Houston	12:00 p.m.
Nov. 9	TAMPA BAY	1:00 p.m.
Nov. 16	WASHINGTON	1:00 p.m.
Nov. 23	at Dallas	12:00 p.m.
Nov. 30	PHILADELPHIA	1:00 p.m.
Dec. 7	at Atlanta	8:30 p.m.
Dec. 14	at Arizona	2:15 p.m.
Dec. 21	DETROIT	1:00 p.m.
Dec. 28	at New York Giants	4:05 p.m.

DALLAS COWBOYS

Sept. 7	ATLANTA	3:15 p.m.
Sept. 15	at N.Y. Giants (Mon.)	9:00 p.m.
Sept. 21	OPEN DATE	
Sept. 28	at New York Jets	4:15 p.m.
Oct. 5	ARIZONA	12:00 p.m.
Oct. 12	PHILADELPHIA	12:00 p.m.
Oct. 19	at Detroit	1:00 p.m.
Oct. 26	at Tampa Bay	1:00 p.m.
Nov. 2	WASHINGTON	12:00 p.m.
Nov. 9	BUFFALO	3:15 p.m.
Nov. 16	at New England	8:30 p.m.
Nov. 23	CAROLINA	12:00 p.m.
Nov. 27	MIAMI (Thu.)	3:05 p.m.
Dec. 7	at Philadelphia	1:00 p.m.
Dec. 14	at Washington	1:00 p.m.
Dec. 21	NEW YORK GIANTS	12:00 p.m.
Dec. 28	at New Orleans	12:00 p.m.

ATLANTA FALCONS

Sept. 7	at Dallas	3:15 p.m.
Sept. 14	WASHINGTON	1:00 p.m.
Sept. 21	TAMPA BAY	1:00 p.m.
Sept. 28	at Carolina	1:00 p.m.
Oct. 5	MINNESOTA	1:00 p.m.
Oct. 13	at St. Louis (Mon.)	8:00 p.m.
Oct. 19	NEW ORLEANS	1:00 p.m.
Oct. 26	OPEN DATE	
Nov. 2	PHILADELPHIA	4:15 p.m.
Nov. 9	at New York Giants	1:00 p.m.
Nov. 16	at New Orleans	12:00 p.m.
Nov. 23	TENNESSEE	4:15 p.m.
Nov. 30	at Houston	12:00 p.m.
Dec. 7	CAROLINA	8:30 p.m.
Dec. 14	at Indianapolis	1:00 p.m.
Dec. 20	at Tampa Bay (Sat.)	1:30 p.m.
Dec. 28	JACKSONVILLE	1:00 p.m.

CHICAGO BEARS

Sept. 7	at San Francisco	1:15 p.m.
Sept. 14	at Minnesota	7:30 p.m.
Sept. 21	OPEN DATE	
Sept. 29	GREEN BAY (Mon.)	8:00 p.m.
Oct. 5	OAKLAND	12:00 p.m.
Oct. 12	at New Orleans	12:00 p.m.
Oct. 19	at Seattle	1:15 p.m.
Oct. 26	DETROIT	12:00 p.m.
Nov. 2	SAN DIEGO	12:00 p.m.
Nov. 9	at Detroit	1:00 p.m.
Nov. 16	ST. LOUIS	12:00 p.m.
Nov. 23	at Denver	2:05 p.m.
Nov. 30	ARIZONA	12:00 p.m.
Dec. 7	at Green Bay	12:00 p.m.
Dec. 14	MINNESOTA	12:00 p.m.
Dec. 21	WASHINGTON	12:00 p.m.
Dec. 28	at Kansas City	12:00 p.m.

DETROIT LIONS

Sept. 7	ARIZONA	1:00 p.m.
Sept. 14	at Green Bay	12:00 p.m.
Sept. 21	MINNESOTA	1:00 p.m.
Sept. 28	at Denver	2:15 p.m.
Oct. 5	at San Francisco	1:15 p.m.
Oct. 12	OPEN DATE	
Oct. 19	DALLAS	1:00 p.m.
Oct. 26	at Chicago	12:00 p.m.
Nov. 2	OAKLAND	1:00 p.m.
Nov. 9	CHICAGO	1:00 p.m.
Nov. 16	at Seattle	1:15 p.m.
Nov. 23	at Minnesota	12:00 p.m.
Nov. 27	GREEN BAY (Thu.)	12:30 p.m.
Dec. 7	SAN DIEGO	1:00 p.m.
Dec. 14	at Kansas City	12:00 p.m.
Dec. 21	at Carolina	1:00 p.m.
Dec. 28	ST. LOUIS	1:00 p.m.

GREEN BAY PACKERS

Sept. 7	MINNESOTA	12:00 p.m.
Sept. 14	DETROIT	12:00 p.m.
Sept. 21	at Arizona	1:05 p.m.
Sept. 29	at Chicago (Mon.)	8:00 p.m.
Oct. 5	SEATTLE	12:00 p.m.
Oct. 12	KANSAS CITY	12:00 p.m.
Oct. 19	at St. Louis	12:00 p.m.
Oct. 26	OPEN DATE	
Nov. 2	at Minnesota	7:30 p.m.
Nov. 10	PHILADELPHIA (Mon.)	8:00 p.m.
Nov. 16	at Tampa Bay	4:15 p.m.
Nov. 23	SAN FRANCISCO	12:00 p.m.
Nov. 27	at Detroit (Thu.)	12:30 p.m.
Dec. 7	CHICAGO	12:00 p.m.
Dec. 14	at San Diego	1:15 p.m.
Dec. 22	at Oakland (Mon.)	6:00 p.m.
Dec. 28	DENVER	3:15 p.m.

NEW ORLEANS SAINTS

Sept. 7	at Seattle	1:15 p.m.
Sept. 14	HOUSTON	12:00 p.m.
Sept. 21	at Tennessee	12:00 p.m.
Sept. 28	INDIANAPOLIS	7:30 p.m.
Oct. 5	at Carolina	1:00 p.m.
Oct. 12	CHICAGO	12:00 p.m.
Oct. 19	at Atlanta	1:00 p.m.
Oct. 26	CAROLINA	12:00 p.m.
Nov. 2	at Tampa Bay	1:00 p.m.
Nov. 9	OPEN DATE	
Nov. 16	ATLANTA	12:00 p.m.
Nov. 23	at Philadelphia	1:00 p.m.
Nov. 30	at Washington	4:05 p.m.
Dec. 7	TAMPA BAY	12:00 p.m.
Dec. 14	NEW YORK GIANTS	7:30 p.m.
Dec. 21	at Jacksonville	1:00 p.m.
Dec. 28	DALLAS	12:00 p.m.

PHILADELPHIA EAGLES

Sept. 8	TAMPA BAY (Mon.)	9:00 p.m.
Sept. 14	NEW ENGLAND	4:15 p.m.
Sept. 21	OPEN DATE	
Sept. 28	at Buffalo	1:00 p.m.
Oct. 5	WASHINGTON	4:15 p.m.
Oct. 12	at Dallas	12:00 p.m.
Oct. 19	at New York Giants	1:00 p.m.
Oct. 26	NEW YORK JETS	4:15 p.m.
Nov. 2	at Atlanta	4:15 p.m.
Nov. 10	at Green Bay (Mon.)	8:00 p.m.
Nov. 16	NEW YORK GIANTS	1:00 p.m.
Nov. 23	NEW ORLEANS	1:00 p.m.
Nov. 30	at Carolina	1:00 p.m.
Dec. 7	DALLAS	1:00 p.m.
Dec. 15	at Miami (Mon.)	9:00 p.m.
Dec. 21	SAN FRANCISCO	4:15 p.m.
Dec. 27	at Washington (Sat.)	8:30 p.m.

MINNESOTA VIKINGS

Sept. 7	at Green Bay	12:00 p.m.
Sept. 14	CHICAGO	7:30 p.m.
Sept. 21	at Detroit	1:00 p.m.
Sept. 28	SAN FRANCISCO	12:00 p.m.
Oct. 5	at Atlanta	1:00 p.m.
Oct. 12	OPEN DATE	
Oct. 19	DENVER	12:00 p.m.
Oct. 26	NEW YORK GIANTS	12:00 p.m.
Nov. 2	GREEN BAY	7:30 p.m.
Nov. 9	at San Diego	1:05 p.m.
Nov. 16	at Oakland	1:15 p.m.
Nov. 23	DETROIT	12:00 p.m.
Nov. 30	at St. Louis	12:00 p.m.
Dec. 7	SEATTLE	12:00 p.m.
Dec. 14	at Chicago	12:00 p.m.
Dec. 20	KANSAS CITY (Sat.)	4:00 p.m.
Dec. 28	at Arizona	2:05 p.m.

NEW YORK GIANTS

Sept. 7	ST. LOUIS	1:00 p.m.
Sept. 15	DALLAS (Mon.)	9:00 p.m.
Sept. 21	at Washington	4:05 p.m.
Sept. 28	OPEN DATE	
Oct. 5	MIAMI	1:00 p.m.
Oct. 12	at New England	1:00 p.m.
Oct. 19	PHILADELPHIA	1:00 p.m.
Oct. 26	at Minnesota	12:00 p.m.
Nov. 2	at New York Jets	1:00 p.m.
Nov. 9	ATLANTA	1:00 p.m.
Nov. 16	at Philadelphia	1:00 p.m.
Nov. 24	at Tampa Bay (Mon.)	9:00 p.m.
Nov. 30	BUFFALO	1:00 p.m.
Dec. 7	WASHINGTON	1:00 p.m.
Dec. 14	at New Orleans	7:30 p.m.
Dec. 21	at Dallas	12:00 p.m.
Dec. 28	CAROLINA	4:05 p.m.

ST. LOUIS RAMS

Sept. 7	at New York Giants	1:00 p.m.
Sept. 14	SAN FRANCISCO	12:00 p.m.
Sept. 21	at Seattle	1:05 p.m.
Sept. 28	ARIZONA	12:00 p.m.
Oct. 5	OPEN DATE	
Oct. 13	ATLANTA (Mon.)	8:00 p.m.
Oct. 19	GREEN BAY	12:00 p.m.
Oct. 26	at Pittsburgh	1:00 p.m.
Nov. 2	at San Francisco	1:15 p.m.
Nov. 9	BALTIMORE	7:30 p.m.
Nov. 16	at Chicago	12:00 p.m.
Nov. 23	at Arizona	2:05 p.m.
Nov. 30	MINNESOTA	12:00 p.m.
Dec. 8	at Cleveland (Mon.)	9:00 p.m.
Dec. 14	SEATTLE	12:00 p.m.
Dec. 21	CINCINNATI	12:00 p.m.
Dec. 28	at Detroit	1:00 p.m.

SAN FRANCISCO 49ERS

Sept. 7	CHICAGO	1:15 p.m.
Sept. 14	at St. Louis	12:00 p.m.
Sept. 21	CLEVELAND	1:15 p.m.
Sept. 28	at Minnesota	12:00 p.m.
Oct. 5	DETROIT	1:15 p.m.
Oct. 12	at Seattle	5:30 p.m.
Oct. 19	TAMPA BAY	1:15 p.m.
Oct. 26	at Arizona	2:05 p.m.
Nov. 2	ST. LOUIS	1:15 p.m.
Nov. 9	OPEN DATE	
Nov. 17	PITTSBURGH (Mon.)	6:00 p.m.
Nov. 23	at Green Bay	12:00 p.m.
Nov. 30	at Baltimore	1:00 p.m.
Dec. 7	ARIZONA	1:05 p.m.
Dec. 14	at Cincinnati	1:00 p.m.
Dec. 21	at Philadelphia	4:15 p.m.
Dec. 27	SEATTLE (Sat.)	2:00 p.m.

SEATTLE SEAHAWKS

Sept. 7	NEW ORLEANS	1:15 p.m.
Sept. 14	at Arizona	1:05 p.m.
Sept. 21	ST. LOUIS	1:05 p.m.
Sept. 28	OPEN DATE	
Oct. 5	at Green Bay	12:00 p.m.
Oct. 12	SAN FRANCISCO	5:30 p.m.
Oct. 19	CHICAGO	1:15 p.m.
Oct. 26	at Cincinnati	1:00 p.m.
Nov. 2	PITTSBURGH	1:05 p.m.
Nov. 9	at Washington	1:00 p.m.
Nov. 16	DETROIT	1:15 p.m.
Nov. 23	at Baltimore	1:00 p.m.
Nov. 30	CLEVELAND	1:15 p.m.
Dec. 7	at Minnesota	12:00 p.m.
Dec. 14	at St. Louis	12:00 p.m.
Dec. 21	ARIZONA	1:15 p.m.
Dec. 27	at San Francisco (Sat.)	2:00 p.m.

TAMPA BAY BUCCANEERS

Sept. 8	at Philadelphia (Mon.)	9:00 p.m.
Sept. 14	CAROLINA	4:05 p.m.
Sept. 21	at Atlanta	1:00 p.m.
Sept. 28	OPEN DATE	
Oct. 6	INDIANAPOLIS (Mon.)	9:00 p.m.
Oct. 12	at Washington	1:00 p.m.
Oct. 19	at San Francisco	1:15 p.m.
Oct. 26	DALLAS	1:00 p.m.
Nov. 2	NEW ORLEANS	1:00 p.m.
Nov. 9	at Carolina	1:00 p.m.
Nov. 16	GREEN BAY	4:15 p.m.
Nov. 24	NY GIANTS (Mon.)	9:00 p.m.
Nov. 30	at Jacksonville	8:30 p.m.
Dec. 7	at New Orleans	12:00 p.m.
Dec. 14	HOUSTON	1:00 p.m.
Dec. 20	ATLANTA (Sat.)	1:30 p.m.
Dec. 28	at Tennessee	12:00 p.m.

WASHINGTON REDSKINS

Sept. 4	NEW YORK JETS (Thu.)	9:00 p.m.
Sept. 14	at Atlanta	1:00 p.m.
Sept. 21	NEW YORK GIANTS	4:05 p.m.
Sept. 28	NEW ENGLAND	1:00 p.m.
Oct. 5	at Philadelphia	4:15 p.m.
Oct. 12	TAMPA BAY	1:00 p.m.
Oct. 19	at Buffalo	1:00 p.m.
Oct. 26	OPEN DATE	
Nov. 2	at Dallas	12:00 p.m.
Nov. 9	SEATTLE	1:00 p.m.
Nov. 16	at Carolina	1:00 p.m.
Nov. 23	at Miami	8:30 p.m.
Nov. 30	NEW ORLEANS	4:05 p.m.
Dec. 7	at New York Giants	1:00 p.m.
Dec. 14	DALLAS	1:00 p.m.
Dec. 21	at Chicago	12:00 p.m.
Dec. 27	PHILADELPHIA (Sat.)	8:30 p.m.

Thursday, Sep. 4	New York Jets at Washington (night, ABC)
Sunday, Sep. 7	Atlanta at Dallas (day, FOX) Oakland at Tennessee (night, ESPN)
Monday, Sep. 8	Tampa Bay at Philadelphia (night, ABC)
Sunday, Sep. 14	New England at Philadelphia (day, CBS) Chicago at Minnesota (night, ESPN)
Monday, Sep. 15	Dallas at New York Giants (night, ABC)
Sunday, Sep. 21	Cleveland at San Francisco (day, CBS) Buffalo at Miami (night, ESPN)
Monday, Sep. 22	Oakland at Denver (night, ABC)
Sunday, Sep. 28	Dallas at New York Jets (day, FOX) Indianapolis at New Orleans (night, ESPN)
Monday, Sep. 29	Green Bay at Chicago (night, ABC)
Sunday, Oct. 5	Washington at Philadelphia (day, FOX) Cleveland at Pittsburgh (night, ESPN)
Monday, Oct. 6	Indianapolis at Tampa Bay (night, ABC)
Sunday, Oct. 12	Pittsburgh at Denver (day, CBS) San Francisco at Seattle (night, ESPN)
Monday, Oct. 13	Atlanta at St. Louis (night, ABC)
Sunday, Oct. 19	Tampa Bay at San Francisco (day, FOX)
Monday, Oct. 20	Kansas City at Oakland (night, ABC)
Sunday, Oct. 26	New York Jets at Philadelphia (day, CBS) Buffalo at Kansas City (night, ESPN)
Monday, Oct. 27	Miami at San Diego (night, ABC)
Sunday, Nov. 2	Philadelphia at Atlanta (day, FOX) Green Bay at Minnesota (night, ESPN)
Monday, Nov. 3	New England at Denver (night, ABC)
Sunday, Nov. 9	New York Jets at Oakland (day, CBS) Baltimore at St. Louis (night, ESPN)
Monday, Nov. 10	Philadelphia at Green Bay (night, ABC)

Sunday, Nov. 16	Green Bay at Tampa Bay (day, FOX) Dallas at New England (night, ESPN)
Monday, Nov. 17	Pittsburgh at San Francisco (night, ABC)
Sunday, Nov. 23	Tennessee at Atlanta (day, CBS) Washington at Miami (night, ESPN)
Monday, Nov. 24	New York Giants at Tampa Bay (night, ABC)
Thursday, Nov. 27	Green Bay at Detroit (day, FOX) Miami at Dallas (day, CBS)
Sunday, Nov. 30	Denver at Oakland (day, CBS) Tampa Bay at Jacksonville (night, ESPN)
Monday, Dec. 1	Tennessee at New York Jets (night, ABC)
Sunday, Dec. 7	Miami at New England (day, CBS) Carolina at Atlanta (night, ESPN)
Monday, Dec. 8	St. Louis at Cleveland (night, ABC)
Sunday, Dec. 14	Green Bay at San Diego (day, FOX) New York Giants at New Orleans (night, ESPN)
Monday, Dec. 15	Philadelphia at Miami (night, ABC)
Saturday, Dec. 20	Atlanta at Tampa Bay (day, FOX) Kansas City at Minnesota (day, CBS) New England at New York Jets (night, ESPN)
Sunday, Dec. 21	San Francisco at Philadelphia (day, FOX) Denver at Indianapolis (night, ESPN)
Monday, Dec. 22	Green Bay at Oakland (night, ABC)
Saturday, Dec. 27	Buffalo at New England (day, CBS) Seattle at San Francisco (day, FOX) Philadelphia at Washington (night, ESPN)
Sunday, Dec. 28	Denver at Green Bay (day, CBS) Pittsburgh at Baltimore (night, ESPN)

(All times local; Saturday/Sunday on ESPN, Thursday/Monday on ABC)

Thursday, September 4	New York Jets at Washington (ABC)	9:00 p.m.
Sunday, September 7	Oakland at Tennessee (ESPN)	7:30 p.m.
Monday, September 8	Tampa Bay at Philadelphia (ABC)	9:00 p.m.
Sunday, September 14	Chicago at Minnesota (ESPN)	7:30 p.m.
Monday, September 15	Dallas at New York Giants (ABC)	9:00 p.m.
Sunday, September 21	Buffalo at Miami (ESPN)	8:30 p.m.
Monday, September 22	Oakland at Denver (ABC)	7:00 p.m.
Sunday, September 28	Indianapolis at New Orleans (ESPN)	7:30 p.m.
Monday, September 29	Green Bay at Chicago (ABC)	8:00 p.m.
Sunday, October 5	Cleveland at Pittsburgh (ESPN)	8:30 p.m.
Monday, October 6	Indianapolis at Tampa Bay (ABC)	9:00 p.m.
Sunday, October 12	San Francisco at Seattle (ESPN)	5:30 p.m.
Monday, October 13	Atlanta at St. Louis (ABC)	8:00 p.m.
Monday, October 20	Kansas City at Oakland (ABC)	6:00 p.m.
Sunday, October 26	Buffalo at Kansas City (ESPN)	7:30 p.m.
Monday, October 27	Miami at San Diego (ABC)	6:00 p.m.
Sunday, November 2	Green Bay at Minnesota (ESPN)	7:30 p.m.
Monday, November 3	New England at Denver (ABC)	7:00 p.m.
Sunday, November 9	Baltimore at St. Louis (ESPN)	7:30 p.m.
Monday, November 10	Philadelphia at Green Bay (ABC)	8:00 p.m.
Sunday, November 16	Dallas at New England (ESPN)	8:30 p.m.
Monday, November 17	Pittsburgh at San Francisco (ABC)	6:00 p.m.
Sunday, November 23	Washington at Miami (ESPN)	8:30 p.m.
Monday, November 24	New York Giants at Tampa Bay (ABC)	9:00 p.m.
Sunday, November 30	Tampa Bay at Jacksonville (ESPN)	8:30 p.m.
Monday, December 1	Tennessee at New York Jets (ABC)	9:00 p.m.
Sunday, December 7	Carolina at Atlanta (ESPN)	8:30 p.m.
Monday, December 8	St. Louis at Cleveland (ABC)	9:00 p.m.
Sunday, December 14	New York Giants at New Orleans (ESPN)	7:30 p.m.
Monday, December 15	Philadelphia at Miami (ABC)	9:00 p.m.
Saturday, December 20	New England at New York Jets (ESPN)	8:30 p.m.
Sunday, December 21	Denver at Indianapolis (ESPN)	8:30 p.m.
Monday, December 22	Green Bay at Oakland (ABC)	6:00 p.m.
Saturday, December 27	Philadelphia at Washington (ESPN)	8:30 p.m.
Sunday, December 28	Pittsburgh at Baltimore (ESPN)	8:30 p.m.

POSTSEASON

Saturday, January 3	AFC and NFC Wild Card Playoffs (ABC)
Sunday, January 4	AFC and NFC Wild Card Playoffs (CBS and FOX)
Saturday, January 10	AFC and NFC Divisional Playoffs (CBS and FOX)
Sunday, January 11	AFC and NFC Divisional Playoffs (CBS and FOX)
Sunday, January 18	AFC and NFC Championship Games (CBS and FOX)
Sunday, February 1	Super Bowl XXXVIII at Reliant Stadium in Houston (CBS)
Sunday, February 8	AFC-NFC Pro Bowl at Honolulu, Hawaii (ABC)

July 22*

Signing period ends at 4 p.m., New York time, for Unrestricted Free Agents to whom a June 1 tender was made by Old Club, and for Transition Players. After this date and through 4 p.m., New York time, on November 11, Old Club has exclusive negotiating rights to these players.

*or the first scheduled day of the first NFL training camp, whichever is later.

August 1-4

Hall of Fame Weekend.

August 2

American Bowl, Tokyo, Japan: New York Jets vs. Tampa Bay.

August 4

Hall of Fame Game, Canton, Ohio: Green Bay vs. Kansas City.

August 7-11

First Preseason Weekend.

August 26

Roster cut-down to maximum of 65 players.

August 31

Roster cut-down to maximum of 53 players.

September 1

Clubs may establish a Practice Squad of five players.

September 4-8

Regular Season opens.

October 14

Trading deadline.

December 27-28

Regular season ends.

December 29

Clubs may begin signing free agent players for the 2004 season.

2004

January 3-4

Wild Card Playoff Games.

January 10-11

Divisional Playoff Games.

January 18

AFC and NFC Championship Games.

January 24

Senior Bowl, Mobile, Alabama.

February 1

Super Bowl XXXVIII, Houston, Texas.

February 8

AFC-NFC Pro Bowl, Honolulu, Hawaii.

March 28-April 1

NFL Annual Meeting, The Breakers, Palm Beach, Florida.

April 24-25

NFL Draft, New York City.

May 24-26

NFL Spring Meeting, Jacksonville, Florida.

FUTURE SUPER BOWL LOCATIONS

Super Bowl XXXVIII, Houston, Texas, Feb. 1, 2004

Super Bowl XXXIX, Jacksonville, Fla., Feb. 6, 2005

Super Bowl XL, Detroit, Mich., Feb 5, 2006

Training Camp

Credentials for training camp are issued by the Browns' public relations office. Those outlets not covering the club on a daily basis must contact the public relations office one day prior to arrival. ALL media are required to show a photo ID and sign in before attending practice. Credentials must be worn at all times.

Reporters and photographers accredited for camp are requested to remain within designated areas on the perimeter of the fields. No media members will be allowed in the areas between the two practice fields. Photographers and videographers are requested to stand 10 yards off the sidelines. Camera equipment must be attended to at all times. CAMERA TRIPODS ARE NOT ALLOWED ON THE PRACTICE FIELDS. The only time for player interviews is at the conclusion of morning practice. Any member of the media wishing to interview a Browns' assistant coach must first receive clearance from the club's public relations department. Please notify anyone on the public relations staff of these requests as soon as possible to ensure your needs can be facilitated. Head Coach Butch Davis will address the media at the conclusion of the morning practice.

Regular Season

Only local media will be allowed to attend regular season practices. Reporters and photographers are requested to remain within designated areas on the perimeter of the fields. No media members will be allowed in the areas between the two practice fields. Photographers and videographers are requested to stand 10 yards off the sidelines. Camera equipment must be attended to at all times. CAMERA TRIPODS ARE NOT ALLOWED ON THE PRACTICE FIELDS. The Browns locker room will be open for player interviews on Monday from 3:30-4:00 p.m., on Wednesday and Thursday from 11:45 a.m.-12:15 p.m. and on Friday from 1:00-1:30 p.m. Any member of the media wishing to interview a Browns' assistant coach must first receive clearance from the club's public relations department. Please notify anyone on the public relations staff of these requests as soon as possible to ensure your needs can be facilitated. Head Coach Butch Davis will hold a weekly news conference on Monday at 4:00 p.m. and will be available to the media on Wednesday, Thursday and Friday following practice. There will be no interviews granted on Saturdays during the season except for network TV.



Todd Stewart
Executive Director,
Communications/
Media Relations



Ken Mather
Manager,
Publicity/Media
Relations



Amy Palcic
Coordinator,
Publicity/Media
Relations



Nathan Boudreaux
Coordinator,
Publicity/Media
Relations

Booths

Radio and television broadcast booths are located to the east of the working press area on the same level.

Dark Rooms

Dark rooms are located in the Northwest corridor on the service level.

Entry

The media entrance is located on the North side of the Stadium off Erieside Avenue, across from the Port Authority Parking lots.

Locker Room Access

Both team locker rooms will be open to press bearing the proper credentials following the NFL-mandated 10-12 minute cooling-off period. The media elevator will transport members of the press that wish to visit the locker room with five minutes remaining in the fourth quarter. To reach either locker room from the press box, simply take the elevators to the Service/Locker Room Level and follow signs or ask for directions from Guest Services staff to home and visitor locker rooms.

Media Relations

The Cleveland Browns Communications staff will be located at the East end of the working press box. The Communications staff will also have an office in the press box, located behind the seating on the South side of the working press box area.

Media Room (Field Level)

The media room, which will serve meals to sideline media prior to the game and at halftime, is located adjacent to the television truck parking area. Flip cards, releases, NFL Insiders and game statistics will also be distributed to sideline media from this room.

Parking

Members of the media that obtain parking passes will find parking on the North side of the Stadium. Only media members with properly displayed parking passes will be allowed in the media lot.

Press Box

The Cleveland Browns Stadium Press Box houses both print and electronic media on the same level. Upon exiting the media elevator, follow directions to the press box and dining area.

Pregame Meals

Pregame meals will be served buffet style in the spacious press box dining area. While dining, guests may keep up with all of the game action around the National Football League through television monitors mounted above the working area of the press box to display replays, statistics, scores and action from around the league.

Postgame Interview Areas

Following the conclusion of the game, the head coach for each team will address the media from designated interview areas.

Statistics and Materials

Statistics will be distributed to each seat throughout the game and full play-by-plays will be available approximately 20 minutes following the conclusion of each contest. The Browns media relations staff will distribute all statistics and material from the copy room located in the Media Room behind the working press box area.

Will Call

Members of the media needing to pick up their passes at the game will find the media will-call booth located at the Southwest corner of the Stadium and the press gate entrance is located at the Northwest corner of Cleveland Browns Stadium.



**The Cleveland Browns put
their health in our hands.**

You can too.

SPORTS HEALTH


CLEVELAND CLINIC

Call toll-free to schedule an appointment or get expert advice
on your urgent sports injury, every day, 7am-11pm.

877-440-TEAM

The Cleveland Clinic • Euclid • Lutheran • Beachwood • Broadview Hts • Chagrin Falls • Garfield Hts
Independence • Lorain • Mentor • Solon • Strongsville • Twinsburg • Westlake • Willoughby Hills

“1...866...
438...6262
...Hut Hut!”



Call 1-866-438-6262 to request the Cleveland Browns *Platinum Plus*[®] Visa[®] credit card—and score a FREE Browns visor![†] Carry the card to the game and everywhere else, wear the visor, and show your all-out pride in the Browns! It's the best call of the 2003 season, Browns fans.

Make the call for your Browns visor today—apply for the official credit card of the Cleveland Browns at 1-866-438-6262 (mention Priority Code AR7H).

FREE![†]
with qualifying transactions



There are costs associated with the use of this credit card. For information about costs, contact MBNA America Bank N.A., the exclusive issuer and administrator of the *Platinum Plus* credit card program, by calling 1-800-523-7666 or by writing to PO Box 15020, Wilmington, DE 19850. TTY users, please call: 1-800-833-6262.

[†] This one-time offer is for new cardholders. To qualify for visor (est. retail value: \$20): respond to this offer, and then use the account to make any combination of purchase or cash advance transactions totaling at least \$25. All qualifying transactions must occur within the same billing cycle, no later than 12/31/03. Supply is limited: one visor per new account. The visor will feature the Cleveland Browns logo. Offer sponsored by MBNA: we may substitute an item of equal or greater value. Allow 10-12 weeks for delivery after qualifying. The information contained in this advertisement was accurate as of 5/2003 and may have changed. The MBNA Privacy Notice is available at MBNA.com and accompanies the credit card. Visa is a federally registered service mark of Visa USA Inc., and is used by MBNA pursuant to license. MBNA, MBNA America, MBNA.com, and *Platinum Plus* are service marks of MBNA America Bank, N.A.

TEAM WORK

what we do best

nCG

design for professional sports

**THE OFFICIAL
SPORTS COMMUNICATIONS AGENCY
OF THE CLEVELAND BROWNS**

381 PARK AVENUE SOUTH
NEW YORK, NY 10016
212.251.0006
WWW.NCG.CC

CLEVELAND BROWNS



2003



Media Guide